The seal of the State of Colorado is faintly visible in the background. It features a central shield with a mountain range, a plow, and a sheaf of wheat. Above the shield is a sunburst and a figure holding a staff. The shield is flanked by two stars. The words "STATE OF COLORADO" are written around the top of the seal, and "NIL SINE NUMINE" is written around the bottom. The year "1876" is at the bottom center.

COLORADO VICTIM COMPENSATION 2015 ANNUAL REPORT

OCTOBER 1, 2014 – SEPTEMBER 30, 2015

(Federal Fiscal Year 2015)

Colorado Department of Public Safety

Division of Criminal Justice, Office for Victims Programs



Financial assistance for victims of violent crimes

June 2016

The Office for Victims Programs' mission is to improve the physical and emotional recovery of Colorado's crime victims and to restore victims' confidence in the criminal justice system.



STAN HILKEY, EXECUTIVE DIRECTOR, DEPARTMENT OF PUBLIC SAFETY

JEANNE SMITH, DIRECTOR, DIVISION OF CRIMINAL JUSTICE

KELLY KISSELL, MANAGER, OFFICE FOR VICTIMS PROGRAMS

STEPHANIE PIECHOWSKI, FINANCIAL SPECIALIST

ANTHONY TILGER, VICTIM COMPENSATION ADMINISTRATOR

COLORADO DEPARTMENT OF PUBLIC SAFETY
DIVISION OF CRIMINAL JUSTICE, OFFICE FOR VICTIMS PROGRAMS
700 KIPLING STREET, SUITE 1000
DENVER, CO 80215
PHONE: 303-239-5719 / TOLL FREE 1-888-282-1080
FAX: 303-239-5743
WEBSITE: <http://dcj.ovp.state.co.us/>

TABLE OF CONTENTS

	<u>Page</u>
History	1
Applying for Victim Compensation	2
Compensable Losses	3
Funding	4
Restitution	5
State Revenue by Judicial District – table	6
History of Federal Victim Compensation Awards to the State of Colorado – graph . . .	7
Federal Funds Subgranted to Judicial Districts (FFY 2015) – table	8
Percentage of Payments by Crime Category – Statewide totals	9
Payments by Service Type – Statewide totals	10
Victim Compensation Program Information	11
 Number of Victim Compensation Claims Processed/Funds Expended	
• 1st Judicial District	12
• 2nd Judicial District	13
• 3rd Judicial District	14
• 4th Judicial District	15
• 5th Judicial District	16
• 6th Judicial District	17
• 7th Judicial District	18
• 8th Judicial District	19
• 9th Judicial District	20
• 10th Judicial District	21
• 11th Judicial District	22
• 12th Judicial District	23
• 13th Judicial District	24
• 14th Judicial District	25
• 15th Judicial District	26
• 16th Judicial District	27
• 17th Judicial District	28
• 18th Judicial District	29
• 19th Judicial District	30
• 20th Judicial District	31
• 21st Judicial District	32
• 22nd Judicial District	33

HISTORY

In 1981, the Colorado General Assembly passed legislation creating the Crime Victim Compensation Program. The legislation (C.R.S. 24-4.1, Part 1) created a funding mechanism to assist crime victims with actual expenses incurred as a result of criminal acts that are not reimbursed by another source. The statute applies to compensable crimes committed after July 1, 1982.

The legislation also established victim compensation programs in each of Colorado's 22 judicial districts. Funding and service delivery are decentralized, therefore each district is responsible for the administration, financial management, and decisions regarding its victim compensation funds.

The federal Victims of Crime Act (VOCA) of 1984 provided federal funding as well as state level responsibilities to the Crime Victim Compensation Program. Colorado has received federal funds to supplement the state crime victim compensation program since 1985.

Federal crime victim compensation funds are administered by the Division of Criminal Justice, Colorado Department of Public Safety, and are passed through, or subgranted, to local judicial district Victim Compensation Programs.

The Crime Victim Services Advisory Board (Advisory Board) is responsible for the development of, revisions to, and compliance with the *Standards for the Administration of Crime Victim Compensation Programs (Standards)*. The *Standards* were established in 1992 and have been amended periodically.

In 2015, the Colorado General Assembly amended a number of sections in the Victim Compensation Act (House Bill 15-1035). Changes to the statute went into effect on March 30, 2015.

APPLYING FOR VICTIM COMPENSATION

Colorado's decentralized system establishes a separate victim compensation program in each of the 22 judicial districts. Per Colorado statute, victims are required to file claims for compensation in the judicial district where the crime occurred.

Victims may receive a maximum amount of \$30,000 for out-of-pocket expenses not covered by insurance or other collateral sources. Victim Compensation is the "payor of last resort;" therefore, programs require that victims apply for other sources of payment prior to receiving Victim Compensation funds.

Some programs are not able to provide crime victim compensation funds up to the \$30,000 statutory limit. This is due to the number of claims received by the program, as well as the amount of revenue collected in the judicial district. Additional information can be obtained by contacting the administrators in the individual judicial districts.

COMPENSABLE LOSSES

Those eligible for victim compensation funds include any person victimized by violent crime in the state of Colorado, residents of Colorado who are victimized in a state or country that does not have a victim compensation program, or residents of Colorado who are victims of terrorism.

Compensable crimes include, but are not limited to:

- Assault
- Child Abuse
- Robbery
- Arson
- Homicide
- DWI/DUI
- Terrorism
- Other violent crimes including some vehicular crimes
- Sexual Assault
- Stalking
- Kidnapping

Victims may receive up to \$30,000 for out-of-pocket expenses not covered by insurance or other collateral sources; and/or, depending on the individual program, up to \$2,000 for emergency awards. Losses which are directly related to the compensable crime are eligible for reimbursement, and may include:

- Medical and dental expenses;
- Mental health expenses;
- Economic support (lost wages; loss of support to dependents);
- Funeral/burial expenses;
- Repair or replacement of doors, locks and/or windows of residential property.
- Rekeying of a motor vehicle or other locks necessary to ensure a victim's safety.

Additionally, applicants must meet the following requirements:

- Have been the victim of an eligible crime, which occurred on or after July 1, 1982, that resulted in an out-of-pocket financial loss;
- Reported the crime to law enforcement within 72 hours;
- Cooperated with law enforcement in the investigation and prosecution of the case;
- Filed for compensation within one year (within six months for eligible property crimes);
- Not have substantially contributed to their victimization.

Note: C.R.S. §24-4.1-108 (2) allows a Board to waive any of these requirements in the interest of justice.

FUNDING

The Victim Compensation Programs in Colorado's 22 judicial districts receive funding from fines and surcharges collected at both the state and federal level. State victim compensation funds are collected from offenders who are convicted of, or receive a deferred sentence for, crimes and/or traffic offenses classified as follows:

Felony	\$163.00
Misdemeanor	\$ 78.00
Class 1 Misdemeanor Traffic Offenses	\$ 46.00
Class 2 Misdemeanor Traffic Offenses	\$ 33.00
Class A or class B traffic infraction – as delineated in C.R.S. §24-4.1-119 (f)(I) and C.R.S. §42-4-1701 (4). (Fees vary as to the type of infraction.)	

Federal victim compensation funds are collected from federal criminal fines and penalties and awarded to the states by the U.S. Department of Justice, Office for Victims of Crime. States may apply for federal funds on a yearly basis. The federal award is based on a formula which equals 60 percent of the total amount of funds paid to victims from state victim compensation funds in the previous federal fiscal year. The Division of Criminal Justice administers these federal funds by subgranting them to individual judicial districts based on their need and spending patterns.

RESTITUTION

Upon sentencing, the court may order the defendant to pay restitution to the victim. Restitution is based on monetary losses suffered by the victim as a result of the crime.

Since a case must reach a final disposition for the court to order restitution, victims may not be awarded restitution for a year or more. Victim Compensation Programs are usually able to make an award to a crime victim within 45 days of receiving a completed application, helping victims meet their initial needs.

The Court may order an offender to repay the Victim Compensation fund for expenses paid to a victim or service provider on behalf of the victim. In effect, the offender is reimbursing the fund for some or all of the dollars awarded to the victim. This holds the offender accountable for his/her criminal actions.

OTHER SOURCES OF REVENUE

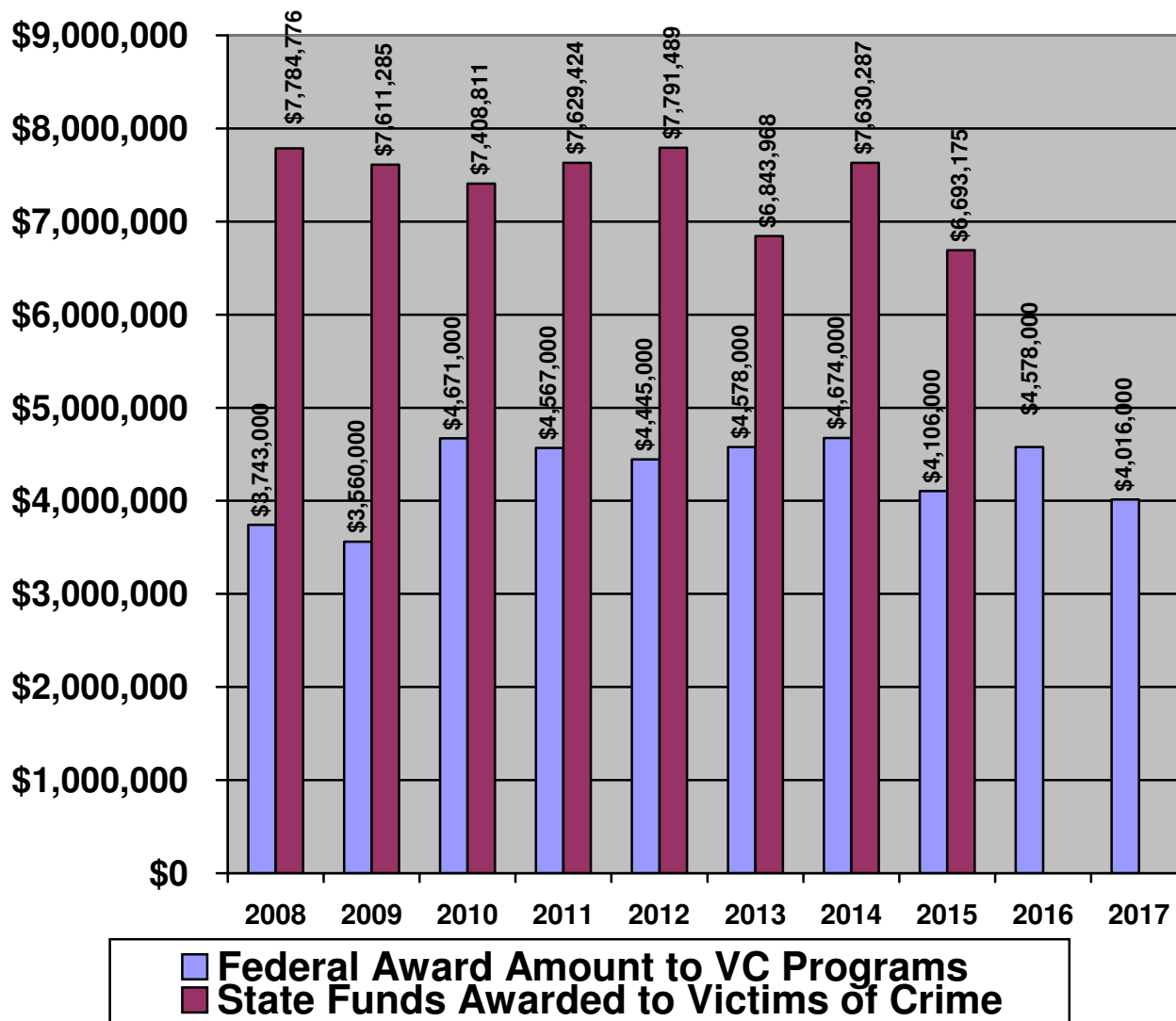
Each year judicial districts receive additional revenue to their victim compensation fund in the form of interest earned on the state dollars collected, refunds from collateral sources and donations to the fund. Additionally, some districts receive a portion of restitution payments made by defendants and not claimed by the intended recipient (unclaimed restitution).

**STATE REVENUE BY JUDICIAL DISTRICT
OCTOBER 1, 2014 TO SEPTEMBER 30, 2015**

								Unclaimed		
			Dept. of	Eligible DA	Eligible Court	Revenue After		Restitution		Amount to
	Fines	Interest	Revenue	Admin Fund*	Admin Fund*	Deductions	Restitution	& Donations	Refunds	Program
J.D.	(1)	(2)	(3)	(4)	(5)	(6)	(7)	(8)	(9)	(10)
Formula				(1+2+3)x10%	(1+2+3)x2.5%	(1+2+3)-(4+5)				6+7+8+9
1st	\$783,374.47	\$120.11	\$67,281.29	\$85,077.59	\$21,269.40	\$744,428.89	\$282,258.55	\$0.00	\$16,980.73	\$1,043,668.17
2nd	\$937,340.06	\$0.00	\$21.00	\$93,736.11	\$23,434.03	\$820,190.93	\$384,174.94	\$32,085.71	\$57,513.31	\$1,293,964.89
3rd	\$38,667.23	\$68.69	\$9,667.50	\$4,840.34	\$1,210.09	\$42,352.99	\$2,338.42	\$0.00	\$3,777.87	\$48,469.28
4th	\$954,908.53	\$0.00	\$94,942.57	\$104,985.11	\$26,246.28	\$918,619.71	\$220,745.41	\$320,218.39	\$30,127.16	\$1,489,710.67
5th	\$198,033.60	\$62.09	\$69,314.59	\$26,741.03	\$6,685.26	\$233,984.00	\$27,439.00	\$0.00	\$18,626.48	\$280,049.48
6th	\$94,336.00	\$60.84	\$21,879.10	\$11,627.59	\$2,906.90	\$101,741.45	\$55,398.78	\$0.00	\$2,955.40	\$160,095.63
7th	\$133,608.04	\$87.72	\$49,979.40	\$18,367.52	\$4,591.88	\$160,715.77	\$22,499.80	\$0.00	\$15,865.85	\$199,081.42
8th	\$476,883.16	\$3,682.82	\$39,829.95	\$52,039.59	\$13,009.90	\$455,346.44	\$164,153.88	\$0.00	\$14,173.86	\$633,674.18
9th	\$123,445.46	\$12.81	\$26,317.25	\$14,977.55	\$3,744.39	\$131,053.58	\$29,285.60	\$0.00	\$932.60	\$161,271.78
10th	\$248,596.95	\$23.81	\$19,342.85	\$26,796.36	\$6,699.09	\$234,468.16	\$62,092.16	\$3,780.98	\$524.06	\$300,865.36
11th	\$135,922.02	\$62.47	\$23,678.00	\$15,966.25	\$3,991.56	\$139,704.68	\$45,722.50	\$0.00	\$4,004.30	\$189,431.48
12th	\$80,274.44	\$484.29	\$41,276.18	\$12,203.49	\$3,050.87	\$106,780.55	\$32,927.80	\$0.00	\$36,916.81	\$176,625.16
13th	\$162,206.61	\$54.76	\$57,238.86	\$21,950.02	\$5,487.51	\$192,062.70	\$43,605.95	\$0.00	\$1,564.01	\$237,232.66
14th	\$94,164.16	\$126.68	\$29,217.75	\$12,350.86	\$3,087.71	\$108,070.02	\$25,902.87	\$1,189.61	\$64,308.71	\$199,471.21
15th	\$61,835.20	\$521.63	\$40,599.85	\$10,295.67	\$2,573.92	\$90,087.10	\$4,327.43	\$0.00	\$0.00	\$94,414.53
16th	\$43,559.84	\$36.91	\$35,055.50	\$7,865.23	\$1,966.31	\$68,820.72	\$9,497.18	\$0.00	\$24.00	\$78,341.90
17th	\$846,629.68	\$84.22	\$57,182.98	\$90,389.69	\$22,597.42	\$790,909.77	\$184,193.77	\$0.00	\$81,913.67	\$1,057,017.21
18th	\$1,004,915.66	\$38.60	\$90,676.85	\$109,563.11	\$27,390.78	\$958,677.22	\$345,878.58	\$69,868.83	\$27,988.10	\$1,402,412.73
19th	\$461,683.18	\$242.08	\$48,740.31	\$51,066.56	\$12,766.64	\$446,832.37	\$138,307.07	\$0.00	\$1,042.69	\$586,182.13
20th	\$363,578.03	\$60.66	\$19,161.70	\$38,280.04	\$9,570.01	\$334,950.34	\$95,210.39	\$0.00	\$534.40	\$430,695.13
21st	\$304,909.19	\$61.17	\$32,119.25	\$33,708.96	\$8,427.24	\$294,953.41	\$113,598.60	\$1,748.16	\$15,030.93	\$425,331.10
22nd	\$40,507.46	\$108.29	\$11,066.40	\$5,168.22	\$1,292.05	\$45,221.88	\$9,037.18	\$335.14	\$7,132.76	\$61,726.96
TOTAL	\$7,589,378.97	\$6,000.65	\$884,589.13	\$847,996.88	\$211,999.22	\$7,419,972.66	\$2,298,595.86	\$429,226.82	\$401,937.70	\$10,549,733.04

* Administrative Funds: Pursuant to statute, the District Attorney and the Court Administrator may use no more than 12.5% (10% District Attorney, 2.5% Court Administrator) of new monies deposited into the victim compensation fund for administrative costs. In some instances, unused administrative funds are returned to the program portion of the fund for the benefit of victims.

HISTORY OF FEDERAL AND STATE VICTIM COMPENSATION FUNDS FOR THE STATE OF COLORADO



FEDERAL FISCAL YEAR	STATE PAYMENTS ELIGIBLE FOR MATCH	FEDERAL AWARD AMOUNT
2008	\$7,784,776	\$3,743,000
2009	\$7,611,285	\$3,560,000
2010	\$7,408,811	\$4,671,000
2011	\$7,629,424	\$4,567,000
2012	\$7,791,489	\$4,445,000
2013	\$6,843,968	\$4,578,000
2014	\$7,630,287	\$4,675,000
2015	\$6,693,175	\$4,106,000
2016		\$4,578,000
2017		(EST.) \$4,016,000

FEDERAL FUNDS SUBGRANTED* TO JUDICIAL DISTRICTS
 OCTOBER 1, 2014 TO SEPTEMBER 30, 2015
 (FEDERAL FISCAL YEAR 2015)

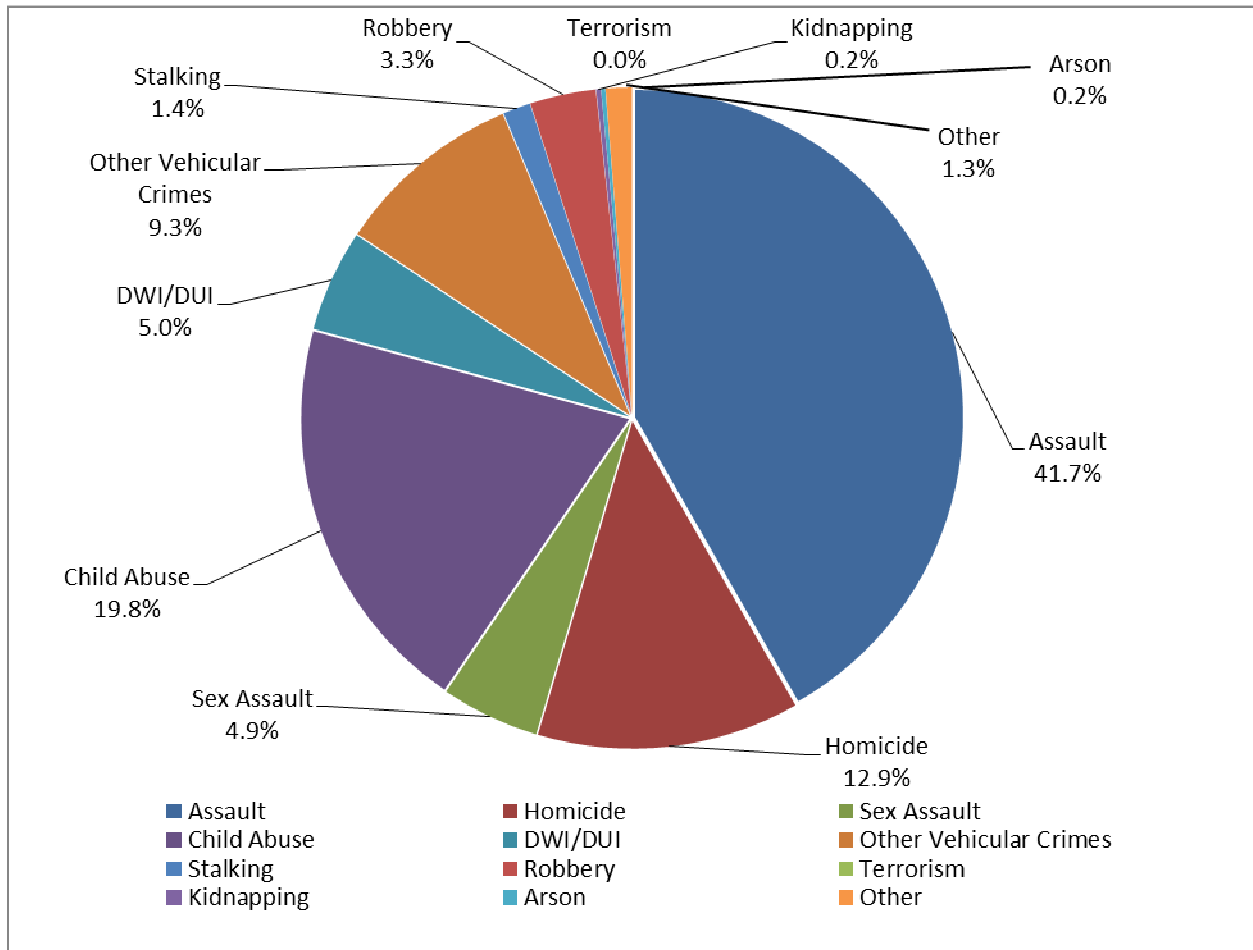
JD	Amount of federal dollars
1st	\$ 779,000
2nd	\$
3rd	\$
4th	\$
5th	\$
6th	\$ 47,000
7th	\$
8th	\$
9th	\$ 184,000
10th	\$
11th	\$
12th	\$
13th	\$
14th	\$
15th	\$
16th	\$
17th	\$ 1,375,000
18th	\$ 1,123,000
19th	\$
20th	\$
21st	\$
22nd	\$

Each Judicial District that is eligible for federal victim compensation funds receives an award based upon an actuarial calculation. This calculation takes into consideration 1) a district's fund balance, and 2) weighted expenditure patterns over previous years. Some federal funds are also received for emergencies and/or fund balance shortfalls in order to stabilize the victim compensation funds, if necessary.

Not all districts need or apply for federal funds. As the table on this page indicates, six of the districts utilized federal supplemental funds.

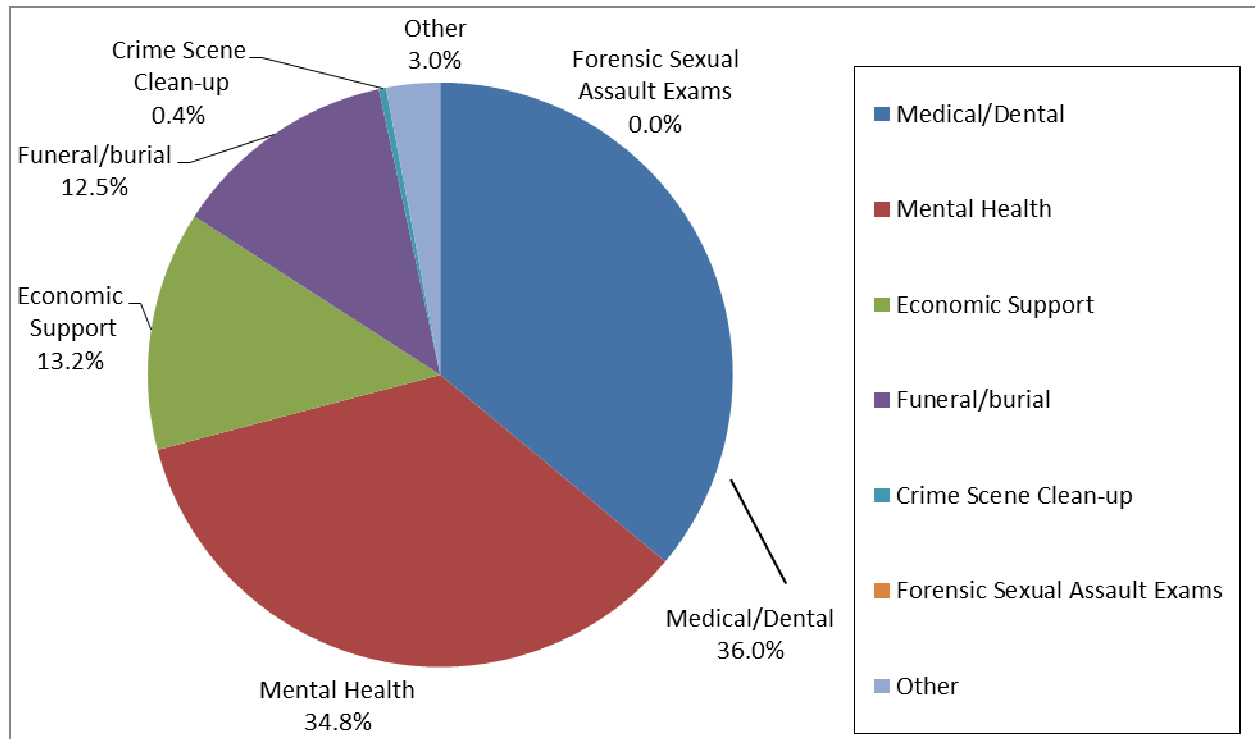
*The amount subgranted may not equal the dollars spent in the federal fiscal year, as monies may be carried over into the next fiscal year.

PERCENTAGE OF PAYMENTS BY CRIME CATEGORY – STATEWIDE TOTALS OCTOBER 1, 2014 TO SEPTEMBER 30, 2015



TOTAL PAYMENTS BY CRIME CATEGORY	NUMBER OF CLAIMS	NUMBER OF D.V. CLAIMS (OF TOTAL CLAIMS)	TOTAL AWARD
ASSAULT	2700	1520	\$5,497,293.65
HOMICIDE	675	46	\$1,705,696.23
SEXUAL ASSAULT	506	46	\$640,025.70
CHILD ABUSE	2258		\$2,610,422.28
DWI/DUI	181		\$662,795.62
OTHER VEHICULAR CRIMES	298		\$1,223,773.25
STALKING	159	90	\$178,977.94
ROBBERY	423	26	\$429,264.61
TERRORISM	0		\$0.00
KIDNAPPING	31	11	\$31,293.09
ARSON	24	5	\$27,607.98
OTHER	171	126	\$169,946.98
TOTAL	7426	1870	\$13,177,097.33

**PAYMENTS BY SERVICE TYPE – STATEWIDE TOTALS
OCTOBER 1, 2014 TO SEPTEMBER 30, 2015**



TOTAL DOLLARS PAID BY SERVICE TYPE	TOTAL AWARD
MEDICAL/DENTAL	\$4,749,062.48
MENTAL HEALTH	\$4,588,709.71
ECONOMIC SUPPORT	\$1,746,468.56
FUNERAL/BURIAL	\$1,648,641.57
CRIME SCENE CLEAN-UP	\$52,717.01
FORENSIC SEXUAL ASSAULT EXAMS	\$0.00
OTHER	\$391,498.00
TOTAL	\$13,177,097.33

VICTIM COMPENSATION PROGRAM INFORMATION

The Victim Compensation Program for each judicial district is located at the District Attorney's Office. To obtain information about filing an application, a victim of a crime should contact the victim compensation administrator in the judicial district where the crime occurred.

Questions may also be directed to: The Division of Criminal Justice, 700 Kipling Street, Suite 1000, Denver, CO 80215; 303-239-4493 or toll free within Colorado at 1-888-282-1080.

Additional information about Colorado's Victim Compensation program is also provided on the Division of Criminal Justice, Office for Victims Program's website at:

<http://dcj.ovp.state.co.us/>

1ST JUDICIAL DISTRICT GILPIN AND JEFFERSON COUNTIES

CONTACT INFORMATION: Ms. AMY GREER
OFFICE OF THE DISTRICT ATTORNEY
500 JEFFERSON COUNTY PARKWAY
GOLDEN, CO 80401-6020
(303) 271-6846

TOTAL NUMBER OF NEW CLAIMS RECEIVED DURING THE REPORTING PERIOD – 1,771

NUMBER OF CLAIMS PAID/FUNDS EXPENDED

Type of Crime	Number of Claims Paid	Number of Domestic Violence Related Claims	Funds Expended
Assault	383	301	\$606,434.26
Homicide	23	3	\$67,496.17
Sexual Assault	41	6	\$50,435.68
Child Abuse	379		\$635,733.44
DWI/DUI	19		\$58,716.88
Other Vehicular Crime	21		\$82,098.78
Stalking	86	64	\$93,361.21
Robbery	84	2	\$73,004.03
Terrorism	0		\$0.00
Kidnapping	6	1	\$5,280.00
Arson	4	0	\$7,494.20
Other	35	28	\$38,858.45
Total	1081	405	\$1,718,913.10
Type of Service			
Medical/Dental			\$240,096.45
Mental Health			\$1,013,378.79
Economic Support			\$249,469.92
Funeral/Burial			\$85,502.28
Crime Scene Clean-up			\$33,427.66
Forensic Sexual Assault Exams			\$0.00
Other			\$97,038.00
Total			\$1,718,913.10

2ND JUDICIAL DISTRICT DENVER COUNTY

CONTACT INFORMATION: Ms. LINDA FERRY
OFFICE OF THE DISTRICT ATTORNEY
201 W. COLFAX, DEPT. 801
DENVER, CO 80202
(720) 913-9253

TOTAL NUMBER OF NEW CLAIMS RECEIVED DURING THE REPORTING PERIOD – 790

NUMBER OF CLAIMS PAID/FUNDS EXPENDED

Type of Crime	Number of Claims Paid	Number of Domestic Violence Related Claims	Funds Expended
Assault	404	137	\$1,009,047.96
Homicide	68	10	\$372,726.70
Sexual Assault	88	6	\$127,252.19
Child Abuse	170		\$228,520.61
DWI/DUI	29		\$109,778.64
Other Vehicular Crime	52		\$227,733.82
Stalking	15	1	\$17,472.51
Robbery	108	0	\$134,115.59
Terrorism	0		\$0.00
Kidnapping	7	4	\$6,124.99
Arson	0	0	\$0.00
Other	0	0	\$0.00
Total	941	158	\$2,232,773.01
Type of Service			
Medical/Dental			\$900,168.79
Mental Health			\$518,655.29
Economic Support			\$345,252.30
Funeral/Burial			\$440,651.46
Crime Scene Clean-up			\$1,000.00
Forensic Sexual Assault Exams			\$0.00
Other			\$27,045.17
Total			\$2,232,773.01

3RD JUDICIAL DISTRICT HUERFANO AND LAS ANIMAS COUNTIES

CONTACT INFORMATION: Ms. MELINDA VECELLIO
OFFICE OF THE DISTRICT ATTORNEY
200 E. 1ST STREET, #302
TRINIDAD, CO 81082
(719) 846-9224

TOTAL NUMBER OF NEW CLAIMS RECEIVED DURING THE REPORTING PERIOD – 10

NUMBER OF CLAIMS PAID/FUNDS EXPENDED

Type of Crime	Number of Claims Paid	Number of Domestic Violence Related Claims	Funds Expended
Assault	4	4	\$2,251.39
Homicide	1	0	\$480.00
Sexual Assault	0	0	\$0.00
Child Abuse	2		\$2,478.44
DWI/DUI	0		\$0.00
Other Vehicular Crime	1		\$614.92
Stalking	0	0	\$0.00
Robbery	0	0	\$0.00
Terrorism	0		\$0.00
Kidnapping	0	0	\$0.00
Arson	0	0	\$0.00
Other	1	1	\$658.68
Total	9	5	\$6,483.43
Type of Service			
Medical/Dental			\$454.91
Mental Health			\$2,882.59
Economic Support			\$0.00
Funeral/Burial			\$555.85
Crime Scene Clean-up			\$0.00
Forensic Sexual Assault Exams			\$0.00
Other			\$2,590.08
Total			\$6,483.43

4TH JUDICIAL DISTRICT EL PASO AND TELLER COUNTIES

CONTACT INFORMATION: Ms. LISA HADY
OFFICE OF THE DISTRICT ATTORNEY
105 EAST VERMIJO, SUITE 111
COLORADO SPRINGS, CO 80903
(719) 520-6915

TOTAL NUMBER OF NEW CLAIMS RECEIVED DURING THE REPORTING PERIOD – 1,030

NUMBER OF CLAIMS PAID/FUNDS EXPENDED

Type of Crime	Number of Claims Paid	Number of Domestic Violence Related Claims	Funds Expended
Assault	219	87	\$556,570.17
Homicide	74	1	\$212,422.18
Sexual Assault	48	1	\$50,121.56
Child Abuse	230		\$176,906.37
DWI/DUI	14		\$29,202.96
Other Vehicular Crime	31		\$76,827.75
Stalking	1	1	\$800.00
Robbery	48	0	\$40,272.54
Terrorism	0		\$0.00
Kidnapping	2	0	\$4,479.15
Arson	0	0	\$0.00
Other	9	1	\$4,100.21
Total	676	91	\$1,151,702.89
Type of Service			
Medical/Dental			\$534,403.93
Mental Health			\$286,981.92
Economic Support			\$106,966.10
Funeral/Burial			\$214,806.14
Crime Scene Clean-up			\$697.10
Forensic Sexual Assault Exams			\$0.00
Other			\$7,847.70
Total			\$1,151,702.89

5TH JUDICIAL DISTRICT CLEAR CREEK, EAGLE, LAKE AND SUMMIT COUNTIES

CONTACT INFORMATION: Ms. SUSAN SPIEGEL
OFFICE OF THE DISTRICT ATTORNEY
P.O. Box 295
EAGLE, CO 81631
(970) 337-3704

TOTAL NUMBER OF NEW CLAIMS RECEIVED DURING THE REPORTING PERIOD – 104

NUMBER OF CLAIMS PAID/FUNDS EXPENDED

Type of Crime	Number of Claims Paid	Number of Domestic Violence Related Claims	Funds Expended
Assault	85	51	\$248,758.24
Homicide	12	1	\$55,767.70
Sexual Assault	11	1	\$14,885.00
Child Abuse	41		\$56,529.12
DWI/DUI	1		\$10,662.00
Other Vehicular Crime	7		\$45,848.02
Stalking	3	2	\$17,024.93
Robbery	0	0	\$0.00
Terrorism	0		\$0.00
Kidnapping	1	0	\$400.00
Arson	0	0	\$0.00
Other	0	0	\$0.00
Total	161	55	\$449,875.01
Type of Service			
Medical/Dental			\$211,811.72
Mental Health			\$119,387.50
Economic Support			\$68,012.49
Funeral/Burial			\$42,892.57
Crime Scene Clean-up			\$2,512.67
Forensic Sexual Assault Exams			\$0.00
Other			\$5,258.06
Total			\$449,875.01

6TH JUDICIAL DISTRICT ARCHULETA, LA PLATA AND SAN JUAN COUNTIES

CONTACT INFORMATION: Ms. JANE FOY
OFFICE OF THE DISTRICT ATTORNEY
P.O. DRAWER 3455
DURANGO, CO 81302
(970) 247-8850

TOTAL NUMBER OF NEW CLAIMS RECEIVED DURING THE REPORTING PERIOD – 120

NUMBER OF CLAIMS PAID/FUNDS EXPENDED

Type of Crime	Number of Claims Paid	Number of Domestic Violence Related Claims	Funds Expended
Assault	59	37	\$111,136.96
Homicide	15	4	\$28,706.07
Sexual Assault	17	1	\$18,931.87
Child Abuse	39		\$37,711.12
DWI/DUI	6		\$12,181.67
Other Vehicular Crime	5		\$6,618.24
Stalking	0	0	\$0.00
Robbery	4	0	\$3,126.51
Terrorism	0		\$0.00
Kidnapping	0	0	\$0.00
Arson	0	0	\$0.00
Other	2	1	\$4,348.26
Total	147	43	\$222,760.70
Type of Service			
Medical/Dental			\$72,479.71
Mental Health			\$92,986.55
Economic Support			\$23,794.49
Funeral/Burial			\$27,634.55
Crime Scene Clean-up			\$0.00
Forensic Sexual Assault Exams			\$0.00
Other			\$5,865.40
Total			\$222,760.70

7TH JUDICIAL DISTRICT
DELTA, GUNNISON, HINSDALE, MONTROSE, OURAY AND SAN
MIGUEL COUNTIES

CONTACT INFORMATION: Ms. ELEASHA CERVANTES
OFFICE OF THE DISTRICT ATTORNEY
MONTROSE COUNTY JUSTICE CENTER
1200 N. GRAND AVE., #D
MONTROSE, CO 81401
(970) 252-4266

TOTAL NUMBER OF NEW CLAIMS RECEIVED DURING THE REPORTING PERIOD – 180

NUMBER OF CLAIMS PAID/FUNDS EXPENDED

Type of Crime	Number of Claims Paid	Number of Domestic Violence Related Claims	Funds Expended
Assault	56	26	\$130,983.42
Homicide	3	1	\$3,450.98
Sexual Assault	18	1	\$29,553.96
Child Abuse	39		\$66,426.77
DWI/DUI	7		\$34,980.51
Other Vehicular Crime	1		\$4,631.39
Stalking	0	0	\$0.00
Robbery	3	0	\$320.00
Terrorism	0		\$0.00
Kidnapping	0	0	\$0.00
Arson	0	0	\$0.00
Other	6	6	\$7,618.68
Total	133	34	\$277,965.71
Type of Service			
Medical/Dental			\$115,894.28
Mental Health			\$48,582.56
Economic Support			\$92,128.32
Funeral/Burial			\$17,141.89
Crime Scene Clean-up			\$0.00
Forensic Sexual Assault Exams			\$0.00
Other			\$4,218.66
Total			\$277,965.71

8TH JUDICIAL DISTRICT JACKSON AND LARIMER COUNTIES

CONTACT INFORMATION: Ms. CANDACE SMITH
OFFICE OF THE DISTRICT ATTORNEY
201 LA PORTE AVE., SUITE 200
FORT COLLINS, CO 80521-2763
(970) 498-7290

TOTAL NUMBER OF NEW CLAIMS RECEIVED DURING THE REPORTING PERIOD – 638

NUMBER OF CLAIMS PAID/FUNDS EXPENDED

Type of Crime	Number of Claims Paid	Number of Domestic Violence Related Claims	Funds Expended
Assault	109	44	\$226,601.35
Homicide	6	1	\$12,105.58
Sexual Assault	47	3	\$67,421.80
Child Abuse	196		\$222,555.51
DWI/DUI	3		\$24,824.72
Other Vehicular Crime	14		\$53,405.35
Stalking	1	1	\$1,320.00
Robbery	2	0	\$1,367.11
Terrorism	0		\$0.00
Kidnapping	0	0	\$0.00
Arson	1	0	\$2,119.44
Other	38	30	\$36,730.67
Total	417	79	\$648,451.53
Type of Service			
Medical/Dental			\$234,530.80
Mental Health			\$306,088.14
Economic Support			\$55,284.39
Funeral/Burial			\$26,813.70
Crime Scene Clean-up			\$0.00
Forensic Sexual Assault Exams			\$0.00
Other			\$25,734.50
Total			\$648,451.53

**9TH JUDICIAL DISTRICT
GARFIELD, PITKIN AND RIO BLANCO COUNTIES**

CONTACT INFORMATION: MR. STEVE AURAND
 OFFICE OF THE DISTRICT ATTORNEY
 109 8TH STREET, SUITE 308
 GLENWOOD SPRINGS, CO 81601
 (970) 384-3517

TOTAL NUMBER OF NEW CLAIMS RECEIVED DURING THE REPORTING PERIOD – 154

NUMBER OF CLAIMS PAID/FUNDS EXPENDED

Type of Crime	Number of Claims Paid	Number of Domestic Violence Related Claims	Funds Expended
Assault	58	38	\$106,712.93
Homicide	5	3	\$10,674.61
Sexual Assault	24	1	\$27,129.30
Child Abuse	44		\$39,617.60
DWI/DUI	5		\$30,028.83
Other Vehicular Crime	22		\$68,309.04
Stalking	0	0	\$0.00
Robbery	0	0	\$0.00
Terrorism	0		\$0.00
Kidnapping	0	0	\$0.00
Arson	1	1	\$720.00
Other	33	32	\$41,058.47
Total	192	75	\$324,250.78
Type of Service			
Medical/Dental			\$121,164.35
Mental Health			\$124,639.00
Economic Support			\$40,689.73
Funeral/Burial			\$28,000.56
Crime Scene Clean-up			\$0.00
Forensic Sexual Assault Exams			\$0.00
Other			\$9,757.14
Total			\$324,250.78

10TH JUDICIAL DISTRICT PUEBLO COUNTY

CONTACT INFORMATION: Ms. FLORENCE HUNT
OFFICE OF THE DISTRICT ATTORNEY
701 COURT STREET
PUEBLO, CO 81003
(719) 583-6092

TOTAL NUMBER OF NEW CLAIMS RECEIVED DURING THE REPORTING PERIOD – 100

NUMBER OF CLAIMS PAID/FUNDS EXPENDED

Type of Crime	Number of Claims Paid	Number of Domestic Violence Related Claims	Funds Expended
Assault	39	13	\$95,938.67
Homicide	12	1	\$46,400.88
Sexual Assault	5	0	\$1,880.00
Child Abuse	10		\$10,713.72
DWI/DUI	4		\$9,463.20
Other Vehicular Crime	6		\$31,270.18
Stalking	0	0	\$0.00
Robbery	12	0	\$6,985.78
Terrorism	0		\$0.00
Kidnapping	1	1	\$2,550.00
Arson	0	0	\$0.00
Other	0	0	\$0.00
Total	89	15	\$205,202.43
Type of Service			
Medical/Dental			\$87,670.86
Mental Health			\$21,158.11
Economic Support			\$6,772.16
Funeral/Burial			\$81,292.44
Crime Scene Clean-up			\$3,854.48
Forensic Sexual Assault Exams			\$0.00
Other			\$4,454.38
Total			\$205,202.43

11TH JUDICIAL DISTRICT CHAFFEE, CUSTER, FREMONT AND PARK COUNTIES

CONTACT INFORMATION: Ms. BARBARA TOPLISS
OFFICE OF THE DISTRICT ATTORNEY
136 JUSTICE CENTER ROAD, ROOM 203
CANON CITY, CO 81212
(719) 269-0170

TOTAL NUMBER OF NEW CLAIMS RECEIVED DURING THE REPORTING PERIOD –104

NUMBER OF CLAIMS PAID/FUNDS EXPENDED

Type of Crime	Number of Claims Paid	Number of Domestic Violence Related Claims	Funds Expended
Assault	75	60	\$66,298.42
Homicide	3	2	\$5,705.00
Sexual Assault	3	0	\$4,832.07
Child Abuse	7		\$11,300.36
DWI/DUI	0		\$0.00
Other Vehicular Crime	1		\$12,009.83
Stalking	0	0	\$0.00
Robbery	0	0	\$0.00
Terrorism	0		\$0.00
Kidnapping	1	0	\$431.20
Arson	0	0	\$0.00
Other	1	0	\$650.00
Total	91	62	\$101,226.88
Type of Service			
Medical/Dental			\$36,117.74
Mental Health			\$26,753.99
Economic Support			\$35,298.09
Funeral/Burial			\$1,138.10
Crime Scene Clean-up			\$0.00
Forensic Sexual Assault Exams			\$0.00
Other			\$1,918.96
Total			\$101,226.88

**12TH JUDICIAL DISTRICT
ALAMOSA, CONEJOS, COSTILLA, MINERAL, RIO GRANDE AND
SAGUACHE COUNTIES**

CONTACT INFORMATION: Ms. TAMMY ROGERS
OFFICE OF THE DISTRICT ATTORNEY
426 SAN JUAN AVE.
ALAMOSA, CO 81101
(719) 589-3691

TOTAL NUMBER OF NEW CLAIMS RECEIVED DURING THE REPORTING PERIOD – 31

NUMBER OF CLAIMS PAID/FUNDS EXPENDED

Type of Crime	Number of Claims Paid	Number of Domestic Violence Related Claims	Funds Expended
Assault	14	4	\$40,263.19
Homicide	2	0	\$3,094.25
Sexual Assault	1	0	\$4,436.07
Child Abuse	4		\$4,300.00
DWI/DUI	0		\$0.00
Other Vehicular Crime	4		\$31,951.70
Stalking	0	0	\$0.00
Robbery	1	0	\$500.00
Terrorism	0		\$0.00
Kidnapping	0	0	\$0.00
Arson	0	0	\$0.00
Other	0	0	\$0.00
Total	26	4	\$84,545.21
Type of Service			
Medical/Dental			\$54,226.14
Mental Health			\$6,070.20
Economic Support			\$6,627.28
Funeral/Burial			\$16,621.59
Crime Scene Clean-up			\$0.00
Forensic Sexual Assault Exams			\$0.00
Other			\$1,000.00
Total			\$84,545.21

13TH JUDICIAL DISTRICT
KIT CARSON, LOGAN, MORGAN, PHILLIPS, SEDGWICK,
WASHINGTON AND YUMA COUNTIES

CONTACT INFORMATION: Ms. JILL OLSEN
 OFFICE OF THE DISTRICT ATTORNEY
 400 WARNER STREET
 FORT MORGAN, CO 80701
 (970) 542-3420

TOTAL NUMBER OF NEW CLAIMS RECEIVED DURING THE REPORTING PERIOD – 210

NUMBER OF CLAIMS PAID/FUNDS EXPENDED

Type of Crime	Number of Claims Paid	Number of Domestic Violence Related Claims	Funds Expended
Assault	82	62	\$91,314.27
Homicide	11	0	\$44,323.54
Sexual Assault	12	1	\$4,289.45
Child Abuse	48		\$30,174.83
DWI/DUI	9		\$22,560.83
Other Vehicular Crime	0		\$0.00
Stalking	0	0	\$0.00
Robbery	0	0	\$0.00
Terrorism	0		\$0.00
Kidnapping	1	1	\$225.00
Arson	0	0	\$0.00
Other	1	0	\$267.00
Total	164	64	\$193,154.92
Type of Service			
Medical/Dental			\$92,218.15
Mental Health			\$41,521.04
Economic Support			\$38,799.21
Funeral/Burial			\$18,175.00
Crime Scene Clean-up			\$0.00
Forensic Sexual Assault Exams			\$0.00
Other			\$2,441.52
Total			\$193,154.92

14TH JUDICIAL DISTRICT GRAND, MOFFAT AND ROUTT COUNTIES

CONTACT INFORMATION: Ms. DONNA ZULIAN
OFFICE OF THE DISTRICT ATTORNEY
221 W. VICTORY WAY, STE. 302
CRAIG, CO 81625
(970) 824-9143

TOTAL NUMBER OF NEW CLAIMS RECEIVED DURING THE REPORTING PERIOD – 34

NUMBER OF CLAIMS PAID/FUNDS EXPENDED

Type of Crime	Number of Claims Paid	Number of Domestic Violence Related Claims	Funds Expended
Assault	17	7	\$52,799.98
Homicide	4	0	\$11,973.44
Sexual Assault	3	0	\$1,280.00
Child Abuse	10		\$11,565.27
DWI/DUI	1		\$3,079.65
Other Vehicular Crime	0		\$0.00
Stalking	1	0	\$480.00
Robbery	0	0	\$0.00
Terrorism	0		\$0.00
Kidnapping	0	0	\$0.00
Arson	0	0	\$0.00
Other	3	3	\$577.70
Total	39	10	\$81,756.04
Type of Service			
Medical/Dental			\$46,770.98
Mental Health			\$13,543.85
Economic Support			\$6,391.04
Funeral/Burial			\$14,001.30
Crime Scene Clean-up			\$0.00
Forensic Sexual Assault Exams			\$0.00
Other			\$1,048.87
Total			\$81,756.04

15TH JUDICIAL DISTRICT BACA, CHEYENNE, KIOWA AND PROWERS COUNTIES

CONTACT INFORMATION: Ms. TAMMY WILLIAMS
OFFICE OF THE DISTRICT ATTORNEY
110 E. OAK STREET
LAMAR, CO 81052
(719) 336-7446

TOTAL NUMBER OF NEW CLAIMS RECEIVED DURING THE REPORTING PERIOD – 13

NUMBER OF CLAIMS PAID/FUNDS EXPENDED

Type of Crime	Number of Claims Paid	Number of Domestic Violence Related Claims	Funds Expended
Assault	4	2	\$2,940.40
Homicide	3	0	\$9,707.51
Sexual Assault	0	0	\$0.00
Child Abuse	6		\$12,448.33
DWI/DUI	0		\$0.00
Other Vehicular Crime	5		\$14,443.03
Stalking	0	0	\$0.00
Robbery	0	0	\$0.00
Terrorism	0		\$0.00
Kidnapping	0	0	\$0.00
Arson	0	0	\$0.00
Other	0	0	\$0.00
Total	18	2	\$39,539.27
Type of Service			
Medical/Dental			\$3,616.71
Mental Health			\$6,979.08
Economic Support			\$9,658.97
Funeral/Burial			\$17,917.26
Crime Scene Clean-up			\$0.00
Forensic Sexual Assault Exams			\$0.00
Other			\$1,367.25
Total			\$39,539.27

16TH JUDICIAL DISTRICT BENT, CROWLEY AND OTERO COUNTIES

CONTACT INFORMATION: Ms. CRYSTAL MADRID
OFFICE OF THE DISTRICT ATTORNEY
P.O. BOX 928
LA JUNTA, CO 81050
(719) 384-8786

TOTAL NUMBER OF NEW CLAIMS RECEIVED DURING THE REPORTING PERIOD – 33

NUMBER OF CLAIMS PAID/FUNDS EXPENDED

Type of Crime	Number of Claims Paid	Number of Domestic Violence Related Claims	Funds Expended
Assault	22	7	\$51,607.17
Homicide	5	0	\$19,931.21
Sexual Assault	2	0	\$460.00
Child Abuse	3		\$12,070.00
DWI/DUI	0		\$0.00
Other Vehicular Crime	0		\$0.00
Stalking	0	0	\$0.00
Robbery	0	0	\$0.00
Terrorism	0		\$0.00
Kidnapping	1	0	\$1,150.59
Arson	0	0	\$0.00
Other	0	0	\$0.00
Total	33	7	\$85,218.97
Type of Service			
Medical/Dental			\$26,633.94
Mental Health			\$11,270.00
Economic Support			\$13,514.00
Funeral/Burial			\$10,466.55
Crime Scene Clean-up			\$0.00
Forensic Sexual Assault Exams			\$0.00
Other			\$23,334.48
Total			\$85,218.97

17TH JUDICIAL DISTRICT ADAMS AND BROOMFIELD COUNTIES

CONTACT INFORMATION: Ms. KATE HORN-MURPHY
OFFICE OF THE DISTRICT ATTORNEY
1000 JUDICIAL CENTER DRIVE, STE. 100
BRIGHTON, CO 80601
(303) 835-5562

TOTAL NUMBER OF NEW CLAIMS RECEIVED DURING THE REPORTING PERIOD – 2,341

NUMBER OF CLAIMS PAID/FUNDS EXPENDED

Type of Crime	Number of Claims Paid	Number of Domestic Violence Related Claims	Funds Expended
Assault	469	310	\$751,685.39
Homicide	70	0	\$280,481.44
Sexual Assault	60	6	\$87,821.02
Child Abuse	430		\$410,652.71
DWI/DUI	23		\$182,170.44
Other Vehicular Crime	49		\$218,399.26
Stalking	32	13	\$30,574.61
Robbery	103	4	\$124,542.67
Terrorism	0		\$0.00
Kidnapping	1	0	\$200.00
Arson	1	1	\$454.34
Other	3	1	\$287.86
Total	1,241	335	\$2,087,269.74
Type of Service			
Medical/Dental			\$661,523.61
Mental Health			\$794,641.74
Economic Support			\$250,803.12
Funeral/Burial			\$276,100.08
Crime Scene Clean-up			\$2,418.11
Forensic Sexual Assault Exams			\$0.00
Other			\$101,783.08
Total			\$2,087,269.74

18TH JUDICIAL DISTRICT

ARAPAHOE, DOUGLAS, ELBERT AND LINCOLN COUNTIES

CONTACT INFORMATION: Ms. WENDY BUTER
 OFFICE OF THE DISTRICT ATTORNEY
 6450 S. REVERE PARKWAY
 CENTENNIAL, CO 80111
 (720) 874-8607

TOTAL NUMBER OF NEW CLAIMS RECEIVED DURING THE REPORTING PERIOD – 1,376

NUMBER OF CLAIMS PAID/FUNDS EXPENDED

Type of Crime	Number of Claims Paid	Number of Domestic Violence Related Claims	Funds Expended
Assault	383	222	\$917,075.00
Homicide	302	3	\$386,489.00
Sexual Assault	64	13	\$74,907.00
Child Abuse	341		\$378,891.00
DWI/DUI	51		\$119,598.00
Other Vehicular Crime	47		\$170,012.00
Stalking	10	1	\$9,595.00
Robbery	27	11	\$20,721.00
Terrorism	0		\$0.00
Kidnapping	2	1	\$1,280.00
Arson	13	0	\$15,400.00
Other	4	0	\$3,969.00
Total	1244	251	\$2,097,937.00
Type of Service			
Medical/Dental			\$896,526.00
Mental Health			\$763,257.00
Economic Support			\$277,249.00
Funeral/Burial			\$137,110.00
Crime Scene Clean-up			\$6,157.00
Forensic Sexual Assault Exams			\$0.00
Other			\$17,638.00
Total			\$2,097,937.00

19TH JUDICIAL DISTRICT WELD COUNTY

CONTACT INFORMATION: Ms. FAWN HARMON
OFFICE OF THE DISTRICT ATTORNEY
P.O. BOX 1167
GREELEY, CO 80632
(970) 356-4000 EXT. 4748

TOTAL NUMBER OF NEW CLAIMS RECEIVED DURING THE REPORTING PERIOD – 773

NUMBER OF CLAIMS PAID/FUNDS EXPENDED

Type of Crime	Number of Claims Paid	Number of Domestic Violence Related Claims	Funds Expended
Assault	77	46	\$194,939.52
Homicide	37	12	\$93,349.90
Sexual Assault	33	2	\$35,994.81
Child Abuse	109		\$113,865.25
DWI/DUI	2		\$9,450.00
Other Vehicular Crime	24		\$154,400.37
Stalking	2	0	\$513.26
Robbery	9	1	\$9,857.58
Terrorism	0		\$0.00
Kidnapping	3	3	\$6,522.16
Arson	3	3	\$1,420.00
Other	17	14	\$12,724.49
Total	316	81	\$633,037.34
Type of Service			
Medical/Dental			\$220,108.17
Mental Health			\$153,389.85
Economic Support			\$80,553.44
Funeral/Burial			\$141,353.76
Crime Scene Clean-up			\$2,625.00
Forensic Sexual Assault Exams			\$0.00
Other			\$35,007.12
Total			\$633,037.34

20TH JUDICIAL DISTRICT BOULDER COUNTY

CONTACT INFORMATION: Ms. KIM STALNACKER
OFFICE OF THE DISTRICT ATTORNEY
BOULDER COUNTY COURTS BLDG.
1035 KIMBARK STREET
LONGMONT, CO 80501
(303) 682-6801

TOTAL NUMBER OF NEW CLAIMS RECEIVED DURING THE REPORTING PERIOD – 274

NUMBER OF CLAIMS PAID/FUNDS EXPENDED

Type of Crime	Number of Claims Paid	Number of Domestic Violence Related Claims	Funds Expended
Assault	83	46	\$107,490.07
Homicide	6	0	\$7,320.78
Sexual Assault	25	3	\$31,983.81
Child Abuse	84		\$91,141.27
DWI/DUI	0		\$0.00
Other Vehicular Crime	1		\$1,570.00
Stalking	8	7	\$7,836.42
Robbery	20	8	\$13,186.24
Terrorism	0		\$0.00
Kidnapping	5	0	\$2,000.00
Arson	0	0	\$0.00
Other	18	9	\$18,097.51
Total	250	73	\$280,626.10
Type of Service			
Medical/Dental			\$89,201.76
Mental Health			\$169,474.11
Economic Support			\$15,277.84
Funeral/Burial			\$1,320.78
Crime Scene Clean-up			\$0.00
Forensic Sexual Assault Exams			\$0.00
Other			\$5,351.61
Total			\$280,626.10

21ST JUDICIAL DISTRICT MESA COUNTY

CONTACT INFORMATION: Ms. JENNIFER SHEETZ
OFFICE OF THE DISTRICT ATTORNEY
P.O. Box 20,000-5031
GRAND JUNCTION, CO 81502
(970) 244-1737

TOTAL NUMBER OF NEW CLAIMS RECEIVED DURING THE REPORTING PERIOD – 143

NUMBER OF CLAIMS PAID/FUNDS EXPENDED

Type of Crime	Number of Claims Paid	Number of Domestic Violence Related Claims	Funds Expended
Assault	41	13	\$86,941.53
Homicide	11	4	\$21,169.39
Sexual Assault	3	1	\$3,505.00
Child Abuse	65		\$56,580.56
DWI/DUI	0		\$0.00
Other Vehicular Crime	5		\$20,217.57
Stalking	0	0	\$0.00
Robbery	0	0	\$0.00
Terrorism	0		\$0.00
Kidnapping	0	0	\$0.00
Arson	0	0	\$0.00
Other	0	0	\$0.00
Total	125	18	\$188,414.05
Type of Service			
Medical/Dental			\$73,209.80
Mental Health			\$66,828.40
Economic Support			\$15,648.04
Funeral/Burial			\$31,885.52
Crime Scene Clean-up			\$24.99
Forensic Sexual Assault Exams			\$0.00
Other			\$817.30
Total			\$188,414.05

22ND JUDICIAL DISTRICT DOLORES AND MONTEZUMA COUNTIES

CONTACT INFORMATION: Ms. REBECCA FRASIER
OFFICE OF THE DISTRICT ATTORNEY
103 N. CHESTNUT STREET
CORTEZ, CO 81321
(970) 564-2755

TOTAL NUMBER OF NEW CLAIMS RECEIVED DURING THE REPORTING PERIOD – 50

NUMBER OF CLAIMS PAID/FUNDS EXPENDED

Type of Crime	Number of Claims Paid	Number of Domestic Violence Related Claims	Funds Expended
Assault	17	3	\$39,503.36
Homicide	2	0	\$11,919.90
Sexual Assault	1	0	\$2,905.11
Child Abuse	1		\$240.00
DWI/DUI	7		\$6,097.29
Other Vehicular Crime	2		\$3,412.00
Stalking	0	0	\$0.00
Robbery	2	0	\$1,265.56
Terrorism	0		\$0.00
Kidnapping	0	0	\$0.00
Arson	1	0	\$650.00
Other	0	0	\$0.00
Total	33	3	\$65,993.22
Type of Service			
Medical/Dental			\$30,233.68
Mental Health			\$240.00
Economic Support			\$8,278.63
Funeral/Burial			\$17,260.19
Crime Scene Clean-up			\$0.00
Forensic Sexual Assault Exams			\$0.00
Other			\$9,980.72
Total			\$65,993.22