

# **COLORADO VICTIM COMPENSATION 2014 ANNUAL REPORT**

OCTOBER 1, 2013 – SEPTEMBER 30, 2014  
(Federal Fiscal Year 2014)

Colorado Department of Public Safety

Division of Criminal Justice, Office for Victims Programs



*Financial assistance for victims of violent crimes*

March 2015

---

*The Office for Victims Programs' mission is to improve the physical and emotional recovery of Colorado's crime victims and to restore victims' confidence in the criminal justice system.*

---



**STAN HILKEY**, EXECUTIVE DIRECTOR, DEPARTMENT OF PUBLIC SAFETY

**JEANNE SMITH**, DIRECTOR, DIVISION OF CRIMINAL JUSTICE

**NANCY FELDMAN**, MANAGER, OFFICE FOR VICTIMS PROGRAMS

**STEPHANIE PIECHOWSKI**, FINANCIAL SPECIALIST

**ANTHONY TILGER**, VICTIM COMPENSATION ADMINISTRATOR

COLORADO DEPARTMENT OF PUBLIC SAFETY  
DIVISION OF CRIMINAL JUSTICE, OFFICE FOR VICTIMS PROGRAMS  
700 KIPLING STREET, SUITE 1000  
DENVER, CO 80215  
PHONE: 303-239-5719 / TOLL FREE 1-888-282-1080  
FAX: 303-239-5743  
WEBSITE: <http://dcj.ovp.state.co.us/>

# TABLE OF CONTENTS

	<u>Page</u>
History .....	1
Applying for Victim Compensation .....	2
Compensable Losses .....	3
Funding .....	4
Restitution .....	5
State Revenue by Judicial District – table .....	6
History of Federal Victim Compensation Awards to the State of Colorado – graph . . .	7
Federal Funds Subgranted to Judicial Districts (FFY 2014) – table .....	8
Percentage of Payments by Crime Category – Statewide totals .....	9
Payments by Service Type – Statewide totals .....	10
Victim Compensation Program Information .....	11
 Number of Victim Compensation Claims Processed/Funds Expended	
• 1st Judicial District .....	12
• 2nd Judicial District .....	13
• 3rd Judicial District .....	14
• 4th Judicial District .....	15
• 5th Judicial District .....	16
• 6th Judicial District .....	17
• 7th Judicial District .....	18
• 8th Judicial District .....	19
• 9th Judicial District .....	20
• 10th Judicial District .....	21
• 11th Judicial District .....	22
• 12th Judicial District .....	23
• 13th Judicial District .....	24
• 14th Judicial District .....	25
• 15th Judicial District .....	26
• 16th Judicial District .....	27
• 17th Judicial District .....	28
• 18th Judicial District .....	29
• 19th Judicial District .....	30
• 20th Judicial District .....	31
• 21st Judicial District .....	32
• 22nd Judicial District .....	33

## HISTORY

In 1981, the Colorado General Assembly passed legislation creating the Crime Victim Compensation Program. The legislation (C.R.S. 24-4.1, Part 1) created a funding mechanism to assist crime victims with actual expenses incurred as a result of criminal acts that are not reimbursed by another source. The statute applies to compensable crimes committed after July 1, 1982.

The legislation also established victim compensation programs in each of Colorado's 22 judicial districts. Funding and service delivery are decentralized, therefore each district is responsible for the administration, financial management, and decisions regarding its victim compensation funds.

The federal Victims of Crime Act (VOCA) of 1984 provided federal funding as well as state level responsibilities to the Crime Victim Compensation Program. Colorado has received federal funds to supplement the state crime victim compensation program since 1985.

Federal crime victim compensation funds are administered by the Division of Criminal Justice, Colorado Department of Public Safety, and are passed through, or subgranted, to local judicial district Victim Compensation Programs.

The Crime Victim Services Advisory Board (Advisory Board) is responsible for the development of, revisions to, and compliance with the *Standards for the Administration of Crime Victim Compensation Programs (Standards)*. The *Standards* were established in 1992 and have been amended periodically.

## APPLYING FOR VICTIM COMPENSATION

Colorado's decentralized system establishes a separate victim compensation program in each of the 22 judicial districts. Per Colorado statute, victims are required to file claims for compensation in the judicial district where the crime occurred.

Victims may receive a maximum amount of \$20,000 for out-of-pocket expenses not covered by insurance or other collateral sources. Victim Compensation is the "payor of last resort;" therefore, programs require that victims apply for other sources of payment prior to receiving Victim Compensation funds.

Some programs are not able to provide crime victim compensation funds up to the \$20,000 statutory limit. This is due to the number of claims received by the program, as well as the amount of revenue collected in the judicial district. Additional information can be obtained by contacting the administrators in the individual judicial districts.

## COMPENSABLE LOSSES

Those eligible for victim compensation funds include any person victimized by violent crime in the state of Colorado, residents of Colorado who are victimized in a state or country that does not have a victim compensation program, or residents of Colorado who are victims of terrorism.

Compensable crimes include, but are not limited to:

- Assault
- Child Abuse
- Robbery
- Arson
- Homicide
- DWI/DUI
- Terrorism
- Other violent crimes including some vehicular crimes
- Sexual Assault
- Stalking
- Kidnapping

Victims may receive up to \$20,000 for out-of-pocket expenses not covered by insurance or other collateral sources; and/or, depending on the individual program, up to \$1,000 for emergency awards. Losses which are directly related to the compensable crime are eligible for reimbursement, and may include:

- Medical and dental expenses;
- Mental health expenses;
- Economic support (lost wages; loss of support to dependents);
- Funeral/burial expenses;
- Repair or replacement of doors, locks and/or windows of residential property.

Additionally, applicants must meet the following requirements:

- Have been the victim of an eligible crime, which occurred on or after July 1, 1982, that resulted in an out-of-pocket financial loss;
- Reported the crime to law enforcement within 72 hours;
- Cooperated with law enforcement in the investigation and prosecution of the case;
- Filed for compensation within one year (within six months for eligible property crimes);
- Not have substantially contributed to their victimization.

Note: C.R.S. §24-4.1-108 (2) allows a Board to waive any of these requirements in the interest of justice.

## FUNDING

The Victim Compensation Programs in Colorado's 22 judicial districts receive funding from fines and surcharges collected at both the state and federal level. State victim compensation funds are collected from offenders who are convicted of, or receive a deferred sentence for, crimes and/or traffic offenses classified as follows:

Felony	\$163.00
Misdemeanor	\$ 78.00
Class 1 Misdemeanor Traffic Offenses	\$ 46.00
Class 2 Misdemeanor Traffic Offenses	\$ 33.00
Class A or class B traffic infraction – as delineated in C.R.S. §24-4.1-119 (f)(I) and C.R.S. §42-4-1701 (4). (Fees vary as to the type of infraction.)	

Federal victim compensation funds are collected from federal criminal fines and penalties and awarded to the states by the U.S. Department of Justice, Office for Victims of Crime. States may apply for federal funds on a yearly basis. The federal award is based on a formula which equals 60 percent of the total amount of funds paid to victims from state victim compensation funds in the previous federal fiscal year. The Division of Criminal Justice administers these federal funds by subgranting them to individual judicial districts based on their need and spending patterns.

## RESTITUTION

Upon sentencing, the court may order the defendant to pay restitution to the victim. Restitution is based on monetary losses suffered by the victim as a result of the crime.

Since a case must reach a final disposition for the court to order restitution, victims may not be awarded restitution for a year or more. Victim Compensation Programs are usually able to make an award to a crime victim within 45 days of receiving a completed application, helping victims meet their initial needs.

The Court may order an offender to repay the Victim Compensation fund for expenses paid to a victim or service provider on behalf of the victim. In effect, the offender is reimbursing the fund for some or all of the dollars awarded to the victim. This holds the offender accountable for his/her criminal actions.

## OTHER SOURCES OF REVENUE

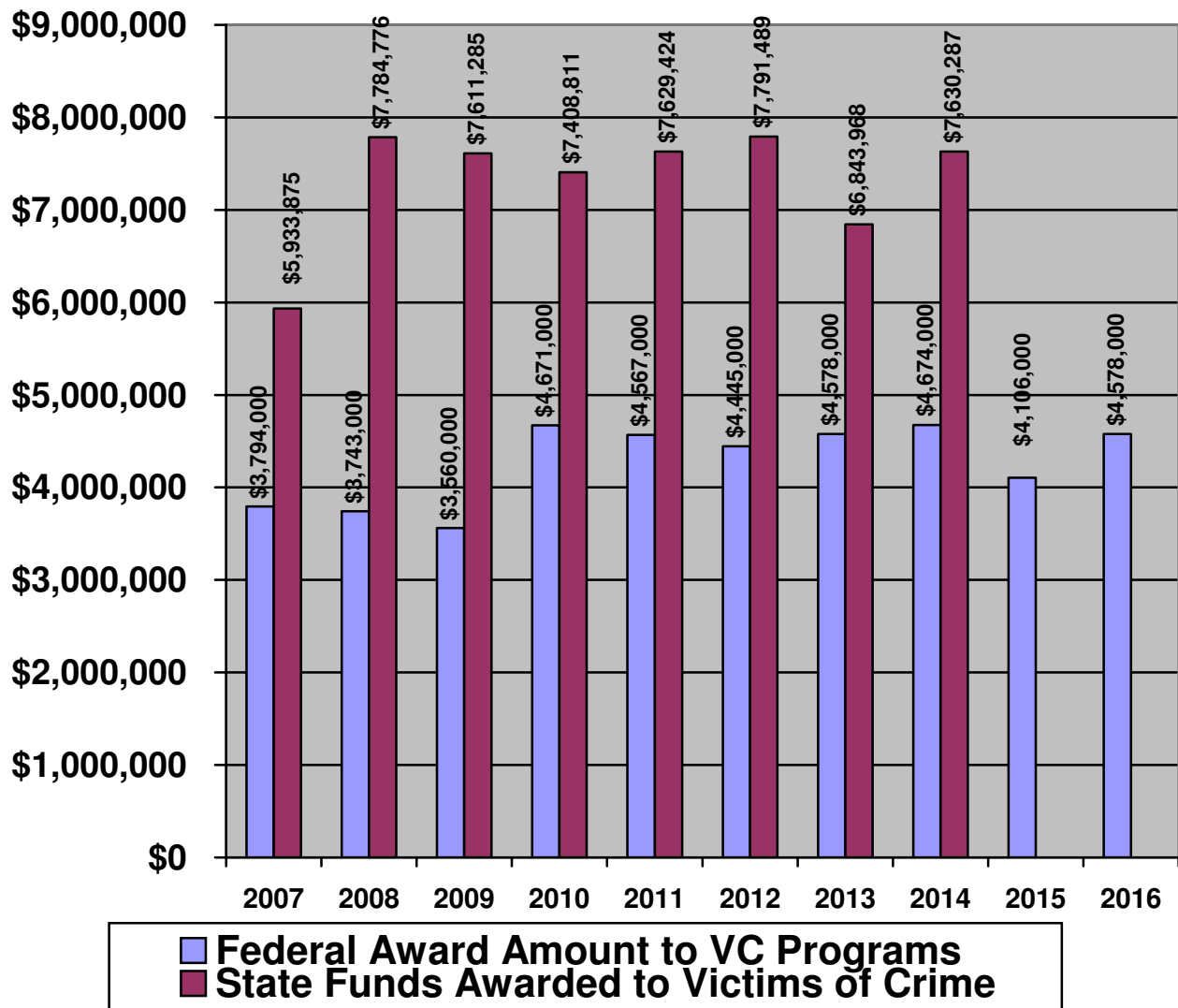
Each year judicial districts receive additional revenue to their victim compensation fund in the form of interest earned on the state dollars collected, refunds from collateral sources and donations to the fund. Additionally, some districts receive a portion of restitution payments made by defendants and not claimed by the intended recipient (unclaimed restitution).



**STATE REVENUE BY JUDICIAL DISTRICT  
OCTOBER 1, 2013 TO SEPTEMBER 30, 2014**

J.D.	Fines (1)	Interest (2)	Dept. of Revenue (3)	Eligible DA Admin Fund* (4)	Eligible Court Admin Fund* (5)	Revenue After Deductions (6)	Restitution (7)	Unclaimed Restitution & Donations (8)	Refunds (9)	Amount to Program (10)
Formula			$(1+2+3) \times 10\%$		$(1+2+3) \times 2.5\%$	$(1+2+3) - (4+5)$				$6+7+8+9$
1st	\$794,506.07	\$165.46	\$65,911.08	\$86,058.26	\$21,514.57	\$753,009.78	\$213,605.36	\$0.00	\$10,486.55	\$977,101.69
2nd	\$909,710.99	\$0.00	\$67.00	\$90,977.80	\$22,744.45	\$796,055.74	\$361,833.52	\$227,912.75	\$44,051.23	\$1,429,853.24
3rd	\$43,436.50	\$56.46	\$8,947.70	\$5,244.07	\$1,311.02	\$45,885.58	\$3,995.59	\$0.00	\$0.00	\$49,881.17
4th	\$839,332.31	\$125.67	\$103,612.31	\$94,307.03	\$23,576.76	\$825,186.50	\$268,164.68	\$58,220.92	\$21,154.40	\$1,172,726.50
5th	\$197,660.42	\$65.92	\$67,133.85	\$26,486.02	\$6,621.50	\$231,752.67	\$25,576.62	\$0.00	\$6,274.82	\$263,604.11
6th	\$93,701.66	\$95.14	\$19,064.85	\$11,286.17	\$2,821.54	\$98,753.94	\$69,270.53	\$407.20	\$4,643.69	\$173,075.36
7th	\$128,388.42	\$102.21	\$41,125.25	\$16,961.59	\$4,240.40	\$148,413.90	\$44,204.78	\$0.00	\$13,192.92	\$205,811.60
8th	\$466,284.94	\$3,911.89	\$42,301.35	\$51,249.82	\$12,812.45	\$448,435.91	\$133,963.24	\$0.00	\$2,704.69	\$585,103.84
9th	\$136,934.65	\$9.61	\$28,407.30	\$16,535.16	\$4,133.79	\$144,682.62	\$41,167.47	\$0.00	\$1,990.92	\$187,841.01
10th	\$234,323.85	\$15.83	\$18,612.80	\$25,295.25	\$6,323.81	\$221,333.42	\$37,831.52	\$3,466.00	\$5,200.39	\$267,831.33
11th	\$126,823.00	\$57.20	\$27,240.95	\$15,412.12	\$3,853.03	\$134,856.01	\$38,193.99	\$0.00	\$1,357.16	\$174,407.16
12th	\$83,624.12	\$416.33	\$37,362.25	\$12,140.27	\$3,035.07	\$106,227.36	\$21,101.22	\$0.00	\$0.00	\$127,328.58
13th	\$144,256.37	\$51.51	\$52,196.21	\$19,650.41	\$4,912.60	\$171,941.08	\$49,329.29	\$0.00	\$24,100.69	\$245,371.06
14th	\$102,928.66	\$121.91	\$27,294.03	\$13,034.46	\$3,258.62	\$114,051.53	\$16,417.26	\$2,377.40	\$0.00	\$132,846.19
15th	\$66,781.88	\$497.19	\$40,318.03	\$10,759.71	\$2,689.93	\$94,147.46	\$7,264.60	\$0.00	\$400.63	\$101,812.69
16th	\$47,207.75	\$31.96	\$31,792.35	\$7,903.21	\$1,975.80	\$69,153.05	\$10,843.45	\$0.00	\$0.00	\$79,996.50
17th	\$843,333.20	\$168.21	\$55,525.43	\$89,902.68	\$22,475.67	\$786,648.49	\$173,771.64	\$0.00	\$82,586.79	\$1,043,006.92
18th	\$946,222.87	\$38.60	\$87,305.51	\$103,356.70	\$25,839.17	\$904,371.11	\$408,692.52	\$139,069.94	\$12,931.12	\$1,465,064.69
19th	\$467,004.28	\$221.74	\$38,571.25	\$50,579.73	\$12,644.93	\$442,572.61	\$164,914.38	\$0.00	\$327.21	\$607,814.20
20th	\$342,444.83	\$75.04	\$22,170.95	\$36,469.08	\$9,117.27	\$319,104.47	\$100,331.79	\$0.00	\$3,094.69	\$422,530.95
21st	\$299,178.58	\$45.65	\$33,092.15	\$33,231.64	\$8,307.91	\$290,776.83	\$144,129.34	\$6,733.03	\$10,075.41	\$451,714.61
22nd	\$47,523.79	\$183.07	\$12,990.00	\$6,069.69	\$1,517.42	\$53,109.75	\$25,398.13	\$5,298.36	\$966.40	\$84,772.64
TOTAL	\$7,361,609.14	\$6,456.60	\$861,042.60	\$822,910.83	\$205,727.71	\$7,200,469.80	\$2,360,000.92	\$443,485.60	\$245,539.71	\$10,249,496.03
* Administrative Funds: Pursuant to statute, the District Attorney and the Court Administrator may use no more than 12.5% (10% District Attorney, 2.5% Court Administrator) of new monies deposited into the victim compensation fund for administrative costs. In some instances, unused administrative funds are returned to the program portion of the fund for the benefit of victims.										

## HISTORY OF FEDERAL AND STATE VICTIM COMPENSATION FUNDS FOR THE STATE OF COLORADO



FEDERAL FISCAL YEAR	STATE PAYMENTS ELIGIBLE FOR MATCH	FEDERAL AWARD AMOUNT
2007	\$5,933,875	\$3,794,000
2008	\$7,784,776	\$3,743,000
2009	\$7,611,285	\$3,560,000
2010	\$7,408,811	\$4,671,000
2011	\$7,629,424	\$4,567,000
2012	\$7,791,489	\$4,445,000
2013	\$6,843,968	\$4,578,000
2014	\$7,630,287	\$4,675,000
2015		(EST.) \$4,106,000
2016		(EST.) \$4,578,000

FEDERAL FUNDS SUBGRANTED\* TO JUDICIAL DISTRICTS  
 OCTOBER 1, 2013 TO SEPTEMBER 30, 2014  
 (FEDERAL FISCAL YEAR 2014)

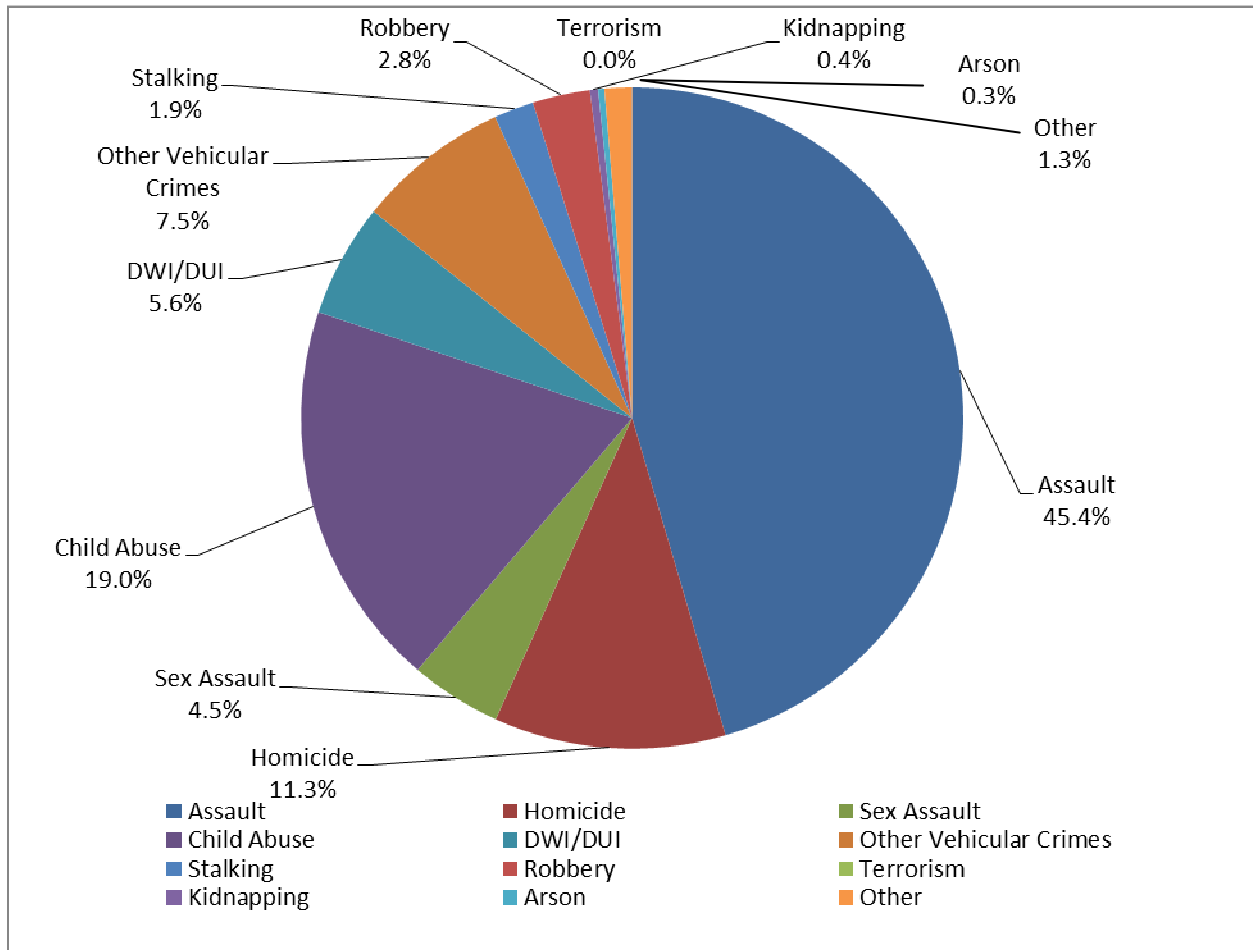
JD	Amount of federal dollars
1st	\$1,060,927
2nd	\$1,500,000
3rd	\$
4th	\$
5th	\$
6th	\$
7th	\$
8th	\$
9th	\$ 115,000
10th	\$
11th	\$
12th	\$
13th	\$
14th	\$
15th	\$
16th	\$
17th	\$ 750,000
18th	\$
19th	\$
20th	\$
21st	\$
22nd	\$

Each Judicial District that is eligible for federal victim compensation funds receives an award based upon an actuarial calculation. This calculation takes into consideration 1) a district's fund balance, and 2) weighted expenditure patterns over previous years. Some federal funds are also received for emergencies and/or fund balance shortfalls in order to stabilize the victim compensation funds, if necessary.

Not all districts need or apply for federal funds. As the table on this page indicates, four of the districts utilized federal supplemental funds.

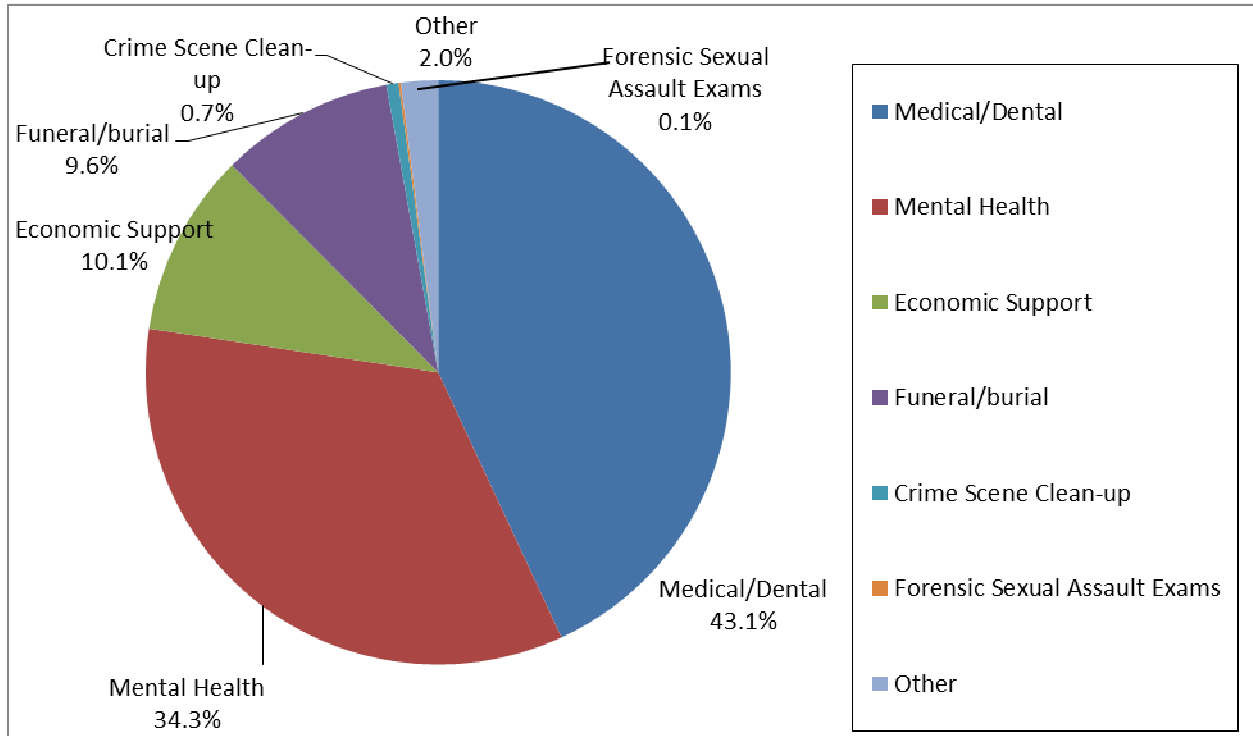
\*The amount subgranted may not equal the dollars spent in the federal fiscal year, as monies may be carried over into the next fiscal year.

## PERCENTAGE OF PAYMENTS BY CRIME CATEGORY – STATEWIDE TOTALS OCTOBER 1, 2013 TO SEPTEMBER 30, 2014



TOTAL PAYMENTS BY CRIME CATEGORY	NUMBER OF CLAIMS	NUMBER OF D.V. CLAIMS (OF TOTAL CLAIMS)	TOTAL AWARD
ASSAULT	2805	1491	\$6,049,844.08
HOMICIDE	706	45	\$1,506,682.35
SEXUAL ASSAULT	475	43	\$593,344.53
CHILD ABUSE	2360		\$2,525,695.59
DWI/DUI	176		\$739,211.35
OTHER VEHICULAR CRIMES	282		\$994,494.53
STALKING	200	119	\$257,629.10
ROBBERY	357	31	\$374,486.53
TERRORISM	0		\$0.00
KIDNAPPING	23	10	\$53,339.53
ARSON	26	3	\$40,225.53
OTHER	175	149	\$178,030.33
<b>TOTAL</b>	<b>7585</b>	<b>1891</b>	<b>\$13,312,983.45</b>

## PAYMENTS BY SERVICE TYPE – STATEWIDE TOTALS OCTOBER 1, 2013 TO SEPTEMBER 30, 2014



TOTAL DOLLARS PAID BY SERVICE TYPE	TOTAL AWARD
MEDICAL/DENTAL	\$5,741,922.80
MENTAL HEALTH	\$4,573,922.19
ECONOMIC SUPPORT	\$1,351,777.67
FUNERAL/BURIAL	\$1,281,720.88
CRIME SCENE CLEAN-UP	\$90,071.90
FORENSIC SEXUAL ASSAULT EXAMS*	\$16,020.50
OTHER	\$272,684.01
<b>TOTAL</b>	<b>\$13,328,119.95</b>

\*Beginning October 1, 2010, federal victim compensation monies started being used to pay medical forensic exams for medical reporting sexual assault victims. A medical reporting sexual assault victim is a victim who has a medical forensic exam but chooses not to participate in the criminal justice process at the time of the exam. States are required to have a funding mechanism in place so that victims are not charged for these exams.

## VICTIM COMPENSATION PROGRAM INFORMATION

The Victim Compensation Program for each judicial district is located at the District Attorney's Office. To obtain information about filing an application, a victim of a crime should contact the victim compensation administrator in the judicial district where the crime occurred.

Questions may also be directed to: The Division of Criminal Justice, 700 Kipling Street, Suite 1000, Denver, CO 80215; 303-239-4493 or toll free within Colorado at 1-888-282-1080.

Additional information about Colorado's Victim Compensation program is also provided on the Division of Criminal Justice, Office for Victims Program's website at:

**<http://dcj.ovp.state.co.us/>**

# 1<sup>ST</sup> JUDICIAL DISTRICT GILPIN AND JEFFERSON COUNTIES

CONTACT INFORMATION: Ms. AMY GREER  
OFFICE OF THE DISTRICT ATTORNEY  
500 JEFFERSON COUNTY PARKWAY  
GOLDEN, CO 80401-6020  
(303) 271-6846

TOTAL NUMBER OF NEW CLAIMS RECEIVED DURING THE REPORTING PERIOD – 1,647

## NUMBER OF CLAIMS PAID/FUNDS EXPENDED

Type of Crime	Number of Claims Paid	Number of Domestic Violence Related Claims	Funds Expended
Assault	303	216	\$657,641.66
Homicide	20	1	\$89,056.39
Sexual Assault	41	5	\$75,340.43
Child Abuse	386		\$603,011.48
DWI/DUI	15		\$42,533.04
Other Vehicular Crime	17		\$80,930.46
Stalking	104	78	\$148,646.12
Robbery	70	3	\$64,391.40
Terrorism	0		\$0.00
Kidnapping	3	1	\$10,878.24
Arson	7	0	\$8,030.00
Other	29	29	\$37,909.74
<b>Total</b>	<b>995</b>	<b>333</b>	<b>\$1,818,368.96</b>
<b>Type of Service</b>			
Medical/Dental			\$513,839.44
Mental Health			\$1,012,787.91
Economic Support			\$139,051.18
Funeral/Burial			\$64,738.00
Crime Scene Clean-up			\$30,184.93
Forensic Sexual Assault Exams			\$0.00
Other			\$57,767.50
<b>Total</b>			<b>\$1,818,368.96</b>

## 2<sup>ND</sup> JUDICIAL DISTRICT DENVER COUNTY

CONTACT INFORMATION: Ms. LINDA FERRY  
OFFICE OF THE DISTRICT ATTORNEY  
201 W. COLFAX, DEPT. 801  
DENVER, CO 80202  
(720) 913-9253

TOTAL NUMBER OF NEW CLAIMS RECEIVED DURING THE REPORTING PERIOD – 850

### NUMBER OF CLAIMS PAID/FUNDS EXPENDED

Type of Crime	Number of Claims Paid	Number of Domestic Violence Related Claims	Funds Expended
Assault	457	147	\$1,227,848.24
Homicide	66	14	\$198,306.17
Sexual Assault	79	3	\$110,811.25
Child Abuse	149		\$184,824.23
DWI/DUI	43		\$154,448.28
Other Vehicular Crime	57		\$204,247.55
Stalking	15	3	\$16,017.60
Robbery	87	0	\$132,477.69
Terrorism	0		\$0.00
Kidnapping	4	1	\$11,359.99
Arson	0	0	\$0.00
Other	0	0	\$0.00
<b>Total</b>	<b>957</b>	<b>168</b>	<b>\$2,240,341.00</b>
<b>Type of Service</b>			
Medical/Dental			\$1,254,119.78
Mental Health			\$433,278.88
Economic Support			\$353,281.68
Funeral/Burial			\$178,598.57
Crime Scene Clean-up			\$1,140.00
Forensic Sexual Assault Exams			\$0.00
Other			\$19,922.09
<b>Total</b>			<b>\$2,240,341.00</b>



### 3<sup>RD</sup> JUDICIAL DISTRICT HUERFANO AND LAS ANIMAS COUNTIES

CONTACT INFORMATION: Ms. MARY FERRERO  
OFFICE OF THE DISTRICT ATTORNEY  
200 E. 1<sup>ST</sup> STREET, #302  
TRINIDAD, CO 81082  
(719) 846-9224

TOTAL NUMBER OF NEW CLAIMS RECEIVED DURING THE REPORTING PERIOD – 19

#### NUMBER OF CLAIMS PAID/FUNDS EXPENDED

Type of Crime	Number of Claims Paid	Number of Domestic Violence Related Claims	Funds Expended
Assault	8	2	\$8,543.69
Homicide	2	0	\$6,791.83
Sexual Assault	2	0	\$6,188.28
Child Abuse	1		\$20.72
DWI/DUI	0		\$0.00
Other Vehicular Crime	2		\$6,062.11
Stalking	0	0	\$0.00
Robbery	0	0	\$0.00
Terrorism	0		\$0.00
Kidnapping	0	0	\$0.00
Arson	0	0	\$0.00
Other	2	2	\$682.60
<b>Total</b>	17	4	\$28,289.23
Type of Service			
Medical/Dental			\$12,801.13
Mental Health			\$1,790.72
Economic Support			\$6,215.83
Funeral/Burial			\$5,879.33
Crime Scene Clean-up			\$0.00
Forensic Sexual Assault Exams			\$0.00
Other			\$1,602.22
<b>Total</b>			\$28,289.23

## 4<sup>TH</sup> JUDICIAL DISTRICT EL PASO AND TELLER COUNTIES

CONTACT INFORMATION: Ms. LISA HADY  
OFFICE OF THE DISTRICT ATTORNEY  
105 EAST VERMIJO, SUITE 111  
COLORADO SPRINGS, CO 80903  
(719) 520-6915

TOTAL NUMBER OF NEW CLAIMS RECEIVED DURING THE REPORTING PERIOD – 911

### NUMBER OF CLAIMS PAID/FUNDS EXPENDED

Type of Crime	Number of Claims Paid	Number of Domestic Violence Related Claims	Funds Expended
Assault	266	125	\$597,251.22
Homicide	66	0	\$201,352.30
Sexual Assault	40	2	\$37,581.93
Child Abuse	261		\$197,123.18
DWI/DUI	17		\$40,755.34
Other Vehicular Crime	21		\$87,797.22
Stalking	7	1	\$7,459.13
Robbery	37	0	\$70,621.58
Terrorism	0		\$0.00
Kidnapping	2	0	\$5,093.53
Arson	0	0	\$0.00
Other	9	2	\$7,286.89
<b>Total</b>	<b>726</b>	<b>130</b>	<b>\$1,252,322.32</b>
<b>Type of Service</b>			
Medical/Dental			\$631,552.83
Mental Health			\$312,520.52
Economic Support			\$67,715.04
Funeral/Burial			\$235,362.06
Crime Scene Clean-up			\$279.00
Forensic Sexual Assault Exams			\$0.00
Other			\$4,892.87
<b>Total</b>			<b>\$1,252,322.32</b>

## 5<sup>TH</sup> JUDICIAL DISTRICT CLEAR CREEK, EAGLE, LAKE AND SUMMIT COUNTIES

CONTACT INFORMATION: Ms. CHRIS ELMGREEN  
OFFICE OF THE DISTRICT ATTORNEY  
P.O. Box 2000  
GEORGETOWN, CO 80444  
(303) 679-2453

TOTAL NUMBER OF NEW CLAIMS RECEIVED DURING THE REPORTING PERIOD – 41

### NUMBER OF CLAIMS PAID/FUNDS EXPENDED

Type of Crime	Number of Claims Paid	Number of Domestic Violence Related Claims	Funds Expended
Assault	72	50	\$229,988.89
Homicide	15	0	\$29,814.24
Sexual Assault	9	1	\$16,376.40
Child Abuse	34		\$25,227.76
DWI/DUI	0		\$0.00
Other Vehicular Crime	1		\$1,337.36
Stalking	2	1	\$7,254.81
Robbery	6	0	\$5,433.95
Terrorism	0		\$0.00
Kidnapping	1	0	\$667.99
Arson	0	0	\$0.00
Other	0	0	\$0.00
<b>Total</b>	140	52	\$316,101.40
<b>Type of Service</b>			
Medical/Dental			\$173,990.85
Mental Health			\$106,885.19
Economic Support			\$13,756.90
Funeral/Burial			\$20,351.72
Crime Scene Clean-up			\$0.00
Forensic Sexual Assault Exams			\$0.00
Other			\$1,116.74
<b>Total</b>			\$316,101.40

## 6<sup>TH</sup> JUDICIAL DISTRICT ARCHULETA, LA PLATA AND SAN JUAN COUNTIES

CONTACT INFORMATION: Ms. JANE FOY  
OFFICE OF THE DISTRICT ATTORNEY  
P.O. DRAWER 3455  
DURANGO, CO 81302  
(970) 247-8850

TOTAL NUMBER OF NEW CLAIMS RECEIVED DURING THE REPORTING PERIOD – 132

### NUMBER OF CLAIMS PAID/FUNDS EXPENDED

Type of Crime	Number of Claims Paid	Number of Domestic Violence Related Claims	Funds Expended
Assault	58	44	\$100,479.96
Homicide	4	1	\$5,597.53
Sexual Assault	19	1	\$23,098.53
Child Abuse	36		\$38,188.45
DWI/DUI	4		\$18,393.49
Other Vehicular Crime	18		\$35,309.55
Stalking	1	1	\$400.00
Robbery	0	0	\$0.00
Terrorism	0		\$0.00
Kidnapping	0	0	\$0.00
Arson	0	0	\$0.00
Other	0	0	\$0.00
<b>Total</b>	140	47	\$221,467.51
Type of Service			
Medical/Dental			\$90,721.57
Mental Health			\$85,255.99
Economic Support			\$8,519.38
Funeral/Burial			\$22,055.16
Crime Scene Clean-up			\$0.00
Forensic Sexual Assault Exams			\$0.00
Other			\$14,915.41
<b>Total</b>			\$221,467.51

**7<sup>TH</sup> JUDICIAL DISTRICT**  
**DELTA, GUNNISON, HINSDALE, MONTROSE, OURAY AND SAN**  
**MIGUEL COUNTIES**

CONTACT INFORMATION: Ms. ELEASHA CERVANTES  
OFFICE OF THE DISTRICT ATTORNEY  
MONTROSE COUNTY JUSTICE CENTER  
1200 N. GRAND AVE., #D  
MONTROSE, CO 81401  
(970) 252-4266

TOTAL NUMBER OF NEW CLAIMS RECEIVED DURING THE REPORTING PERIOD – 218

NUMBER OF CLAIMS PAID/FUNDS EXPENDED

Type of Crime	Number of Claims Paid	Number of Domestic Violence Related Claims	Funds Expended
Assault	63	31	\$176,341.66
Homicide	6	2	\$7,317.39
Sexual Assault	17	3	\$18,178.23
Child Abuse	68		\$43,288.00
DWI/DUI	14		\$49,063.81
Other Vehicular Crime	3		\$4,803.76
Stalking	2	1	\$412.00
Robbery	0	0	\$0.00
Terrorism	0		\$0.00
Kidnapping	1	1	\$3,891.24
Arson	0	0	\$0.00
Other	9	8	\$8,084.13
<b>Total</b>	<b>183</b>	<b>46</b>	<b>\$311,380.22</b>
<b>Type of Service</b>			
Medical/Dental			\$147,242.35
Mental Health			\$57,719.00
Economic Support			\$83,589.52
Funeral/Burial			\$16,058.33
Crime Scene Clean-up			\$0.00
Forensic Sexual Assault Exams			\$884.00
Other			\$5,887.02
<b>Total</b>			<b>\$311,380.22</b>

## 8<sup>TH</sup> JUDICIAL DISTRICT JACKSON AND LARIMER COUNTIES

CONTACT INFORMATION: Ms. AMANDA GRIFFIN  
OFFICE OF THE DISTRICT ATTORNEY  
201 LA PORTE AVE., SUITE 200  
FORT COLLINS, CO 80521-2763  
(970) 498-7290

TOTAL NUMBER OF NEW CLAIMS RECEIVED DURING THE REPORTING PERIOD – 559

### NUMBER OF CLAIMS PAID/FUNDS EXPENDED

Type of Crime	Number of Claims Paid	Number of Domestic Violence Related Claims	Funds Expended
Assault	101	50	\$223,036.78
Homicide	10	4	\$32,494.88
Sexual Assault	26	3	\$28,291.79
Child Abuse	192		\$197,097.45
DWI/DUI	2		\$3,450.00
Other Vehicular Crime	5		\$18,227.37
Stalking	7	4	\$5,602.07
Robbery	1	0	\$1,025.87
Terrorism	0		\$0.00
Kidnapping	0	0	\$0.00
Arson	1	0	\$368.80
Other	39	25	\$33,314.63
<b>Total</b>	<b>384</b>	<b>86</b>	<b>\$542,909.64</b>
Type of Service			
Medical/Dental			\$179,399.39
Mental Health			\$278,461.52
Economic Support			\$20,434.97
Funeral/Burial			\$37,514.23
Crime Scene Clean-up			\$0.00
Forensic Sexual Assault Exams			\$0.00
Other			\$27,099.53
<b>Total</b>			<b>\$542,909.64</b>

## 9<sup>TH</sup> JUDICIAL DISTRICT GARFIELD, PITKIN AND RIO BLANCO COUNTIES

CONTACT INFORMATION: MR. STEVE AURAND  
OFFICE OF THE DISTRICT ATTORNEY  
109 8<sup>TH</sup> STREET, SUITE 308  
GLENWOOD SPRINGS, CO 81601  
(970) 384-3517

TOTAL NUMBER OF NEW CLAIMS RECEIVED DURING THE REPORTING PERIOD – 149

### NUMBER OF CLAIMS PAID/FUNDS EXPENDED

Type of Crime	Number of Claims Paid	Number of Domestic Violence Related Claims	Funds Expended
Assault	59	34	\$149,435.57
Homicide	2	0	\$3,852.34
Sexual Assault	14	1	\$14,615.15
Child Abuse	61		\$66,909.13
DWI/DUI	3		\$5,179.00
Other Vehicular Crime	12		\$32,467.14
Stalking	2	0	\$1,500.35
Robbery	2	0	\$1,690.01
Terrorism	0		\$0.00
Kidnapping	1	0	\$1,080.00
Arson	0	0	\$0.00
Other	42	42	\$54,357.38
<b>Total</b>	<b>198</b>	<b>77</b>	<b>\$331,086.07</b>
<b>Type of Service</b>			
Medical/Dental			\$119,738.45
Mental Health			\$143,620.73
Economic Support			\$49,563.06
Funeral/Burial			\$10,030.22
Crime Scene Clean-up			\$0.00
Forensic Sexual Assault Exams			\$0.00
Other			\$8,133.61
<b>Total</b>			<b>\$331,086.07</b>

# 10<sup>TH</sup> JUDICIAL DISTRICT PUEBLO COUNTY

CONTACT INFORMATION: Ms. FLORENCE HUNT  
OFFICE OF THE DISTRICT ATTORNEY  
701 COURT STREET  
PUEBLO, CO 81003  
(719) 583-6092

TOTAL NUMBER OF NEW CLAIMS RECEIVED DURING THE REPORTING PERIOD – 116

## NUMBER OF CLAIMS PAID/FUNDS EXPENDED

Type of Crime	Number of Claims Paid	Number of Domestic Violence Related Claims	Funds Expended
Assault	85	38	\$123,586.34
Homicide	15	0	\$61,790.48
Sexual Assault	1	0	\$1,629.43
Child Abuse	21		\$7,977.52
DWI/DUI	7		\$27,284.88
Other Vehicular Crime	6		\$7,706.05
Stalking	0	0	\$0.00
Robbery	15	0	\$5,180.28
Terrorism	0		\$0.00
Kidnapping	0	0	\$0.00
Arson	0	0	\$0.00
Other	0	0	\$0.00
<b>Total</b>	150	38	\$235,154.98
<b>Type of Service</b>			
Medical/Dental			\$102,238.13
Mental Health			\$24,552.91
Economic Support			\$35,587.09
Funeral/Burial			\$69,960.53
Crime Scene Clean-up			\$1,061.37
Forensic Sexual Assault Exams			\$0.00
Other			\$1,754.95
<b>Total</b>			\$235,154.98



# 11<sup>TH</sup> JUDICIAL DISTRICT CHAFFEE, CUSTER, FREMONT AND PARK COUNTIES

CONTACT INFORMATION: Ms. BARBARA TOPLISS  
OFFICE OF THE DISTRICT ATTORNEY  
136 JUSTICE CENTER ROAD, ROOM 203  
CANON CITY, CO 81212  
(719) 269-0170

TOTAL NUMBER OF NEW CLAIMS RECEIVED DURING THE REPORTING PERIOD –102

## NUMBER OF CLAIMS PAID/FUNDS EXPENDED

Type of Crime	Number of Claims Paid	Number of Domestic Violence Related Claims	Funds Expended
Assault	61	46	\$53,603.02
Homicide	10	8	\$54,747.91
Sexual Assault	5	1	\$14,553.64
Child Abuse	9		\$12,986.00
DWI/DUI	0		\$0.00
Other Vehicular Crime	0		\$0.00
Stalking	3	0	\$15,272.56
Robbery	0	0	\$0.00
Terrorism	0		\$0.00
Kidnapping	1	0	\$11,118.85
Arson	0	0	\$0.00
Other	4	4	\$2,766.27
<b>Total</b>	<b>93</b>	<b>59</b>	<b>\$165,048.25</b>
<b>Type of Service</b>			
Medical/Dental			\$30,207.89
Mental Health			\$25,001.58
Economic Support			\$57,434.02
Funeral/Burial			\$34,436.19
Crime Scene Clean-up			\$15,629.72
Forensic Sexual Assault Exams			\$0.00
Other			\$2,338.85
<b>Total</b>			<b>\$165,048.25</b>

**12<sup>TH</sup> JUDICIAL DISTRICT  
ALAMOSA, CONEJOS, COSTILLA, MINERAL, RIO GRANDE AND  
SAGUACHE COUNTIES**

CONTACT INFORMATION: Ms. TAMMY ROGERS  
OFFICE OF THE DISTRICT ATTORNEY  
426 SAN JUAN AVE.  
ALAMOSA, CO 81101  
(719) 589-3691

TOTAL NUMBER OF NEW CLAIMS RECEIVED DURING THE REPORTING PERIOD – 45

NUMBER OF CLAIMS PAID/FUNDS EXPENDED

Type of Crime	Number of Claims Paid	Number of Domestic Violence Related Claims	Funds Expended
Assault	16	3	\$43,825.25
Homicide	3	0	\$13,500.00
Sexual Assault	1	0	\$80.00
Child Abuse	6		\$4,426.75
DWI/DUI	1		\$20,000.00
Other Vehicular Crime	2		\$1,781.59
Stalking	0	0	\$0.00
Robbery	2	0	\$370.45
Terrorism	0		\$0.00
Kidnapping	0	0	\$0.00
Arson	0	0	\$0.00
Other	0	0	\$0.00
<b>Total</b>	31	3	\$83,984.04
<b>Type of Service</b>			
Medical/Dental			\$62,789.81
Mental Health			\$4,240.00
Economic Support			\$536.75
Funeral/Burial			\$14,631.59
Crime Scene Clean-up			\$621.32
Forensic Sexual Assault Exams			\$0.00
Other			\$1,164.57
<b>Total</b>			\$83,984.04

**13<sup>TH</sup> JUDICIAL DISTRICT**  
**KIT CARSON, LOGAN, MORGAN, PHILLIPS, SEDGWICK,**  
**WASHINGTON AND YUMA COUNTIES**

CONTACT INFORMATION: Ms. JILL OLSEN  
OFFICE OF THE DISTRICT ATTORNEY  
400 WARNER STREET  
FORT MORGAN, CO 80701  
(970) 542-3420

TOTAL NUMBER OF NEW CLAIMS RECEIVED DURING THE REPORTING PERIOD – 216

NUMBER OF CLAIMS PAID/FUNDS EXPENDED

<b>Type of Crime</b>	<b>Number of Claims Paid</b>	<b>Number of Domestic Violence Related Claims</b>	<b>Funds Expended</b>
Assault	84	55	\$103,568.40
Homicide	7	0	\$22,917.01
Sexual Assault	13	2	\$3,872.94
Child Abuse	44		\$26,331.06
DWI/DUI	10		\$45,221.93
Other Vehicular Crime	0		\$0.00
Stalking	2	1	\$937.60
Robbery	0	0	\$0.00
Terrorism	0		\$0.00
Kidnapping	0	0	\$0.00
Arson	0	0	\$0.00
Other	0	0	\$0.00
<b>Total</b>	160	58	\$202,848.94
<b>Type of Service</b>			
Medical/Dental			\$82,648.89
Mental Health			\$38,774.23
Economic Support			\$30,860.47
Funeral/Burial			\$42,737.63
Crime Scene Clean-up			\$6,399.14
Forensic Sexual Assault Exams			\$0.00
Other			\$1,428.58
<b>Total</b>			\$202,848.94

# 14<sup>TH</sup> JUDICIAL DISTRICT GRAND, MOFFAT AND ROUTT COUNTIES

CONTACT INFORMATION: Ms. DONNA ZULIAN  
OFFICE OF THE DISTRICT ATTORNEY  
221 W. VICTORY WAY, STE. 302  
CRAIG, CO 81625  
(970) 824-9143

TOTAL NUMBER OF NEW CLAIMS RECEIVED DURING THE REPORTING PERIOD – 54

### NUMBER OF CLAIMS PAID/FUNDS EXPENDED

Type of Crime	Number of Claims Paid	Number of Domestic Violence Related Claims	Funds Expended
Assault	27	11	\$45,116.98
Homicide	0	0	\$0.00
Sexual Assault	0	0	\$0.00
Child Abuse	14		\$12,894.00
DWI/DUI	7		\$52,123.10
Other Vehicular Crime	1		\$2,819.00
Stalking	2	1	\$1,221.00
Robbery	0	0	\$0.00
Terrorism	0		\$0.00
Kidnapping	0	0	\$0.00
Arson	0	0	\$0.00
Other	7	7	\$6,706.16
<b>Total</b>	<b>58</b>	<b>19</b>	<b>\$120,880.24</b>
<b>Type of Service</b>			
Medical/Dental			\$53,808.10
Mental Health			\$24,708.00
Economic Support			\$38,411.69
Funeral/Burial			\$2,819.00
Crime Scene Clean-up			\$0.00
Forensic Sexual Assault Exams			\$0.00
Other			\$1,133.45
<b>Total</b>			<b>\$120,880.24</b>

# 15<sup>TH</sup> JUDICIAL DISTRICT BACA, CHEYENNE, KIOWA AND PROWERS COUNTIES

CONTACT INFORMATION: Ms. TAMMY WILLIAMS  
OFFICE OF THE DISTRICT ATTORNEY  
110 E. OAK STREET  
LAMAR, CO 81052  
(719) 336-7446

TOTAL NUMBER OF NEW CLAIMS RECEIVED DURING THE REPORTING PERIOD – 19

NUMBER OF CLAIMS PAID/FUNDS EXPENDED

Type of Crime	Number of Claims Paid	Number of Domestic Violence Related Claims	Funds Expended
Assault	11	4	\$24,689.47
Homicide	0	0	\$0.00
Sexual Assault	1	0	\$2,036.49
Child Abuse	6		\$25,196.48
DWI/DUI	0		\$0.00
Other Vehicular Crime	2		\$6,461.83
Stalking	0	0	\$0.00
Robbery	0	0	\$0.00
Terrorism	0		\$0.00
Kidnapping	0	0	\$0.00
Arson	0	0	\$0.00
Other	0	0	\$0.00
<b>Total</b>	20	4	\$58,384.27
<b>Type of Service</b>			
Medical/Dental			\$25,977.38
Mental Health			\$20,027.50
Economic Support			\$5,917.56
Funeral/Burial			\$6,461.83
Crime Scene Clean-up			\$0.00
Forensic Sexual Assault Exams			\$0.00
Other			\$0.00
<b>Total</b>			\$58,384.27

# 16<sup>TH</sup> JUDICIAL DISTRICT BENT, CROWLEY AND OTERO COUNTIES

CONTACT INFORMATION: Ms. ANN LOPKOFF  
OFFICE OF THE DISTRICT ATTORNEY  
P.O. BOX 928  
LA JUNTA, CO 81050  
(719) 384-8786

TOTAL NUMBER OF NEW CLAIMS RECEIVED DURING THE REPORTING PERIOD – 21

NUMBER OF CLAIMS PAID/FUNDS EXPENDED

Type of Crime	Number of Claims Paid	Number of Domestic Violence Related Claims	Funds Expended
Assault	10	9	\$10,788.55
Homicide	4	0	\$5,838.76
Sexual Assault	2	1	\$2,414.57
Child Abuse	2		\$560.00
DWI/DUI	0		\$0.00
Other Vehicular Crime	1		\$4,499.98
Stalking	0	0	\$0.00
Robbery	3	0	\$1,204.44
Terrorism	0		\$0.00
Kidnapping	0	0	\$0.00
Arson	1	0	\$1,000.00
Other	0	0	\$0.00
<b>Total</b>	23	10	\$26,306.30
<b>Type of Service</b>			
Medical/Dental			\$5,014.35
Mental Health			\$2,238.00
Economic Support			\$5,237.53
Funeral/Burial			\$4,499.98
Crime Scene Clean-up			\$0.00
Forensic Sexual Assault Exams			\$0.00
Other			\$9,316.44
<b>Total</b>			\$26,306.30

# 17<sup>TH</sup> JUDICIAL DISTRICT ADAMS AND BROOMFIELD COUNTIES

CONTACT INFORMATION: Ms. JOHNNNA ALIG  
OFFICE OF THE DISTRICT ATTORNEY  
1000 JUDICIAL CENTER DRIVE, STE. 100  
BRIGHTON, CO 80601  
(303) 835-5614

TOTAL NUMBER OF NEW CLAIMS RECEIVED DURING THE REPORTING PERIOD – 2,158

## NUMBER OF CLAIMS PAID/FUNDS EXPENDED

Type of Crime	Number of Claims Paid	Number of Domestic Violence Related Claims	Funds Expended
Assault	454	283	\$868,574.60
Homicide	73	1	\$233,949.66
Sexual Assault	49	8	\$51,374.31
Child Abuse	449		\$505,672.88
DWI/DUI	15		\$79,762.68
Other Vehicular Crime	49		\$233,342.01
Stalking	26	15	\$21,348.36
Robbery	85	7	\$48,353.34
Terrorism	0		\$0.00
Kidnapping	2	0	\$1,137.37
Arson	1	0	\$2,544.73
Other	2	1	\$265.00
<b>Total</b>	1205	315	\$2,046,324.94
<b>Type of Service</b>			
Medical/Dental			\$820,034.30
Mental Health			\$798,794.81
Economic Support			\$139,490.74
Funeral/Burial			\$214,980.93
Crime Scene Clean-up			\$1,365.00
Forensic Sexual Assault Exams			\$0.00
Other			\$71,659.16
<b>Total</b>			\$2,046,324.94

# 18<sup>TH</sup> JUDICIAL DISTRICT

## ARAPAHOE, DOUGLAS, ELBERT AND LINCOLN COUNTIES

CONTACT INFORMATION: Ms. WENDY BUTER  
 OFFICE OF THE DISTRICT ATTORNEY  
 6450 S. REVERE PARKWAY  
 CENTENNIAL, CO 80111  
 (720) 874-8607

TOTAL NUMBER OF NEW CLAIMS RECEIVED DURING THE REPORTING PERIOD – 1,843

### NUMBER OF CLAIMS PAID/FUNDS EXPENDED

Type of Crime	Number of Claims Paid	Number of Domestic Violence Related Claims	Funds Expended
Assault	397	213	\$796,934.00
Homicide	348	0	\$388,402.00
Sexual Assault	79	3	\$83,444.00
Child Abuse	346		\$356,861.00
DWI/DUI	31		\$159,747.00
Other Vehicular Crime	57		\$163,625.00
Stalking	14	2	\$14,838.00
Robbery	26	11	\$24,695.00
Terrorism	0		\$0.00
Kidnapping	2	1	\$1,920.00
Arson	13	0	\$26,567.00
Other	0	0	\$0.00
<b>Total</b>	<b>1313</b>	<b>230</b>	<b>\$2,017,033.00</b>
<b>Type of Service</b>			
Medical/Dental			\$865,558.00
Mental Health			\$772,289.00
Economic Support			\$192,428.00
Funeral/Burial			\$175,223.00
Crime Scene Clean-up			\$0.00
Forensic Sexual Assault Exams			\$0.00
Other			\$11,535.00
<b>Total</b>			<b>\$2,017,033.00</b>



# 19<sup>TH</sup> JUDICIAL DISTRICT WELD COUNTY

CONTACT INFORMATION: Ms. FAWN HARMON  
OFFICE OF THE DISTRICT ATTORNEY  
P.O. BOX 1167  
GREELEY, CO 80632  
(970) 356-4000 EXT. 4748

TOTAL NUMBER OF NEW CLAIMS RECEIVED DURING THE REPORTING PERIOD – 432

## NUMBER OF CLAIMS PAID/FUNDS EXPENDED

Type of Crime	Number of Claims Paid	Number of Domestic Violence Related Claims	Funds Expended
Assault	77	39	\$216,303.83
Homicide	34	14	\$103,532.70
Sexual Assault	36	3	\$50,905.31
Child Abuse	89		\$68,826.64
DWI/DUI	4		\$32,685.64
Other Vehicular Crime	14		\$46,755.18
Stalking	3	3	\$2,435.48
Robbery	7	2	\$3,753.89
Terrorism	0		\$0.00
Kidnapping	2	2	\$2,068.00
Arson	3	3	\$1,715.00
Other	14	14	\$13,601.23
<b>Total</b>	283	80	\$542,582.90
<b>Type of Service</b>			
Medical/Dental			\$250,120.90
Mental Health			\$139,913.13
Economic Support			\$64,156.25
Funeral/Burial			\$47,411.95
Crime Scene Clean-up			\$30,190.00
Forensic Sexual Assault Exams			\$0.00
Other			\$10,790.67
<b>Total</b>			\$542,582.90

## 20<sup>TH</sup> JUDICIAL DISTRICT BOULDER COUNTY

CONTACT INFORMATION: Ms. KIM STALNACKER  
OFFICE OF THE DISTRICT ATTORNEY  
BOULDER COUNTY COURTS BLDG.  
1035 KIMBARK STREET  
LONGMONT, CO 80501  
(303) 682-6801

TOTAL NUMBER OF NEW CLAIMS RECEIVED DURING THE REPORTING PERIOD – 285

### NUMBER OF CLAIMS PAID/FUNDS EXPENDED

Type of Crime	Number of Claims Paid	Number of Domestic Violence Related Claims	Funds Expended
Assault	105	58	\$153,331.07
Homicide	10	0	\$21,340.80
Sexual Assault	30	4	\$42,808.88
Child Abuse	82		\$70,925.76
DWI/DUI	2		\$3,563.16
Other Vehicular Crime	9		\$43,419.23
Stalking	8	7	\$13,679.60
Robbery	12	8	\$13,940.39
Terrorism	0		\$0.00
Kidnapping	4	4	\$4,124.32
Arson	0	0	\$0.00
Other	16	14	\$12,449.28
<b>Total</b>	278	95	\$379,582.49
<b>Type of Service</b>			
Medical/Dental			\$124,728.67
Mental Health			\$193,467.81
Economic Support			\$18,857.40
Funeral/Burial			\$41,232.13
Crime Scene Clean-up			\$0.00
Forensic Sexual Assault Exams			\$0.00
Other			\$1,296.48
<b>Total</b>			\$379,582.49

## 21<sup>ST</sup> JUDICIAL DISTRICT MESA COUNTY

CONTACT INFORMATION: Ms. MARY SOMMERFELD  
OFFICE OF THE DISTRICT ATTORNEY  
P.O. Box 20,000-5031  
GRAND JUNCTION, CO 81502  
(970) 244-1643

TOTAL NUMBER OF NEW CLAIMS RECEIVED DURING THE REPORTING PERIOD – 168

### NUMBER OF CLAIMS PAID/FUNDS EXPENDED

Type of Crime	Number of Claims Paid	Number of Domestic Violence Related Claims	Funds Expended
Assault	75	24	\$202,744.05
Homicide	9	0	\$21,903.18
Sexual Assault	9	2	\$8,537.72
Child Abuse	96		\$69,307.10
DWI/DUI	1		\$5,000.00
Other Vehicular Crime	5		\$12,902.14
Stalking	1	1	\$225.00
Robbery	0	0	\$0.00
Terrorism	0		\$0.00
Kidnapping	0	0	\$0.00
Arson	0	0	\$0.00
Other	0	0	\$0.00
<b>Total</b>	196	27	\$320,619.19
<b>Type of Service</b>			
Medical/Dental			\$173,312.40
Mental Health			\$92,074.76
Economic Support			\$17,252.75
Funeral/Burial			\$33,561.72
Crime Scene Clean-up			\$2,201.42
Forensic Sexual Assault Exams			\$0.00
Other			\$2,216.14
<b>Total</b>			\$320,619.19

## 22<sup>ND</sup> JUDICIAL DISTRICT DOLORES AND MONTEZUMA COUNTIES

CONTACT INFORMATION: Ms. LESLIE BROWN  
OFFICE OF THE DISTRICT ATTORNEY  
103 N. CHESTNUT STREET  
CORTEZ, CO 81321  
(970) 564-2755

TOTAL NUMBER OF NEW CLAIMS RECEIVED DURING THE REPORTING PERIOD – 29

### NUMBER OF CLAIMS PAID/FUNDS EXPENDED

Type of Crime	Number of Claims Paid	Number of Domestic Violence Related Claims	Funds Expended
Assault	16	9	\$36,210.85
Homicide	2	0	\$4,176.78
Sexual Assault	2	0	\$1,205.25
Child Abuse	8		\$8,040.00
DWI/DUI	0		\$0.00
Other Vehicular Crime	0		\$0.00
Stalking	1	0	\$379.42
Robbery	4	0	\$1,348.24
Terrorism	0		\$0.00
Kidnapping	0	0	\$0.00
Arson	0	0	\$0.00
Other	2	1	\$607.02
<b>Total</b>	<b>35</b>	<b>10</b>	<b>\$51,967.56</b>
<b>Type of Service</b>			
Medical/Dental			\$22,078.19
Mental Health			\$5,520.00
Economic Support			\$3,479.86
Funeral/Burial			\$3,176.78
Crime Scene Clean-up			1,000.00
Forensic Sexual Assault Exams			\$0.00
Other			\$16,712.73
<b>Total</b>			<b>\$51,967.56</b>