

**COLORADO  
VICTIM  
COMPENSATION  
2011 ANNUAL REPORT**

OCTOBER 1, 2010 – SEPTEMBER 30, 2011  
(Federal Fiscal Year 2011)

Colorado Department of Public Safety

Division of Criminal Justice, Office for Victims Programs



*Financial assistance for victims of violent crimes*

March 2012

---

*The Office for Victims Programs exists to improve the physical and emotional recovery of Colorado's crime victims and to restore victims' confidence in the criminal justice system.*

---



JAMES H. DAVIS, EXECUTIVE DIRECTOR, DEPARTMENT OF PUBLIC SAFETY

JEANNE M. SMITH, DIRECTOR, DIVISION OF CRIMINAL JUSTICE

NANCY FELDMAN, MANAGER, OFFICE FOR VICTIMS PROGRAMS

STEPHANIE PIECHOWSKI, FINANCIAL SPECIALIST

ANTHONY J. TILGER, VICTIM COMPENSATION ADMINISTRATOR

COLORADO DEPARTMENT OF PUBLIC SAFETY  
DIVISION OF CRIMINAL JUSTICE, OFFICE FOR VICTIMS PROGRAMS  
700 KIPLING STREET, SUITE 1000  
DENVER, CO 80215  
PHONE: 303-239-4442 / TOLL FREE 1-888-282-1080  
FAX: 303-239-5743  
WEBSITE: <http://dcj.state.co.us/>

# TABLE OF CONTENTS

	<u>Page</u>
History .....	1
Applying for Victim Compensation .....	2
Compensable Losses .....	3
Funding .....	4
Restitution .....	5
State Revenue by Judicial District – table .....	6
History of Federal Victim Compensation Awards to the State of Colorado – graph . . .	7
Federal Funds Subgranted to Judicial Districts (FFY 2011) – table. ....	8
Percentage of Payments by Crime Category – Statewide totals .....	9
Payments by Service Type – Statewide totals .....	10
Victim Compensation Program Information .....	11
 Number of Victim Compensation Claims Processed/Funds Expended	
• 1st Judicial District .....	12
• 2nd Judicial District .....	13
• 3rd Judicial District .....	14
• 4th Judicial District .....	15
• 5th Judicial District .....	16
• 6th Judicial District .....	17
• 7th Judicial District .....	18
• 8th Judicial District .....	19
• 9th Judicial District .....	20
• 10th Judicial District .....	21
• 11th Judicial District .....	22
• 12th Judicial District .....	23
• 13th Judicial District .....	24
• 14th Judicial District .....	25
• 15th Judicial District .....	26
• 16th Judicial District .....	27
• 17th Judicial District .....	28
• 18th Judicial District .....	29
• 19th Judicial District .....	30
• 20th Judicial District .....	31
• 21st Judicial District .....	32
• 22nd Judicial District .....	33

## HISTORY

In 1981, the Colorado General Assembly passed legislation creating the Crime Victim Compensation Program. The legislation (C.R.S. 24-4.1, Part 1) created a funding mechanism to assist crime victims with actual expenses incurred as a result of criminal acts that are not reimbursed by another source. The statute applies to compensable crimes committed after July 1, 1982.

The legislation also established victim compensation programs in each of Colorado's 22 judicial districts. Funding and service delivery are decentralized, therefore each district is responsible for the administration, financial management, and decisions regarding its victim compensation funds.

The federal Victims of Crime Act (VOCA) of 1984 provided federal funding as well as state level responsibilities to the Crime Victim Compensation Program. Colorado has received federal funds to supplement the state crime victim compensation program since 1985.

Federal crime victim compensation funds are administered by the Division of Criminal Justice, Colorado Department of Public Safety, and are passed through, or subgranted, to local judicial district Victim Compensation Programs.

The Crime Victim Services Advisory Board (Advisory Board) is responsible for the development of, revisions to, and compliance with the *Standards for the Administration of Crime Victim Compensation Programs (Standards)*. The *Standards* were established in 1992 and have been amended twice.

## APPLYING FOR VICTIM COMPENSATION

Colorado's decentralized system establishes a separate victim compensation program in each of the 22 judicial districts. Per Colorado statute, victims are required to file claims for compensation in the judicial district where the crime occurred.

Victims may receive a maximum amount of \$20,000 for out-of-pocket expenses not covered by insurance or other collateral sources. Victim Compensation is the "payor of last resort;" therefore, programs require that victims apply for other sources of payment prior to receiving Victim Compensation funds.

Some programs are not able to provide crime victim compensation funds up to the \$20,000 statutory limit. This is due to the number of claims received by the program, as well as the amount of revenue collected in the judicial district. Additional information can be obtained by contacting the administrators in the individual judicial districts.

## COMPENSABLE LOSSES

Those eligible for victim compensation funds include any person victimized by violent crime in the state of Colorado, residents of Colorado who are victimized in a state or country that does not have a victim compensation program, or residents of Colorado who are victims of terrorism.

Compensable crimes include:

- Assault
- Child Abuse
- Robbery
- Arson
- Homicide
- DWI/DUI
- Terrorism
- Other violent crimes including some vehicular crimes
- Sexual Assault
- Stalking
- Kidnapping

Victims may receive up to \$20,000 for out-of-pocket expenses not covered by insurance or other collateral sources; and/or, depending on the individual program, up to \$1,000 for emergency awards. Losses which are directly related to the compensable crime are eligible for reimbursement, and may include:

- Medical and dental expenses;
- Mental health expenses;
- Economic support (lost wages; loss of support to dependents);
- Funeral/burial expenses;
- Repair or replacement of doors, locks and/or windows of residential property.

Additionally, applicants must meet the following requirements:

- Have been the victim of an eligible crime, which occurred on or after July 1, 1982, that resulted in an out-of-pocket financial loss;
- Reported the crime to law enforcement within 72 hours;
- Cooperated with law enforcement in the investigation and prosecution of the case;
- Filed for compensation within one year (within six months for eligible property crimes);
- Not have substantially contributed to their victimization.

Note: C.R.S. §24-4.1-108 (2) allows a Board to waive any of these requirements in the interest of justice.

## FUNDING

The Victim Compensation Programs in Colorado's 22 judicial districts receive funding from fines and surcharges collected at both the state and federal level. State victim compensation funds are collected from offenders who are convicted of, or receive a deferred sentence for, crimes and/or traffic offenses classified as follows:

Felony	\$163.00
Misdemeanor	\$ 78.00
Class 1 Misdemeanor Traffic Offenses	\$ 46.00
Class 2 Misdemeanor Traffic Offenses	\$ 33.00
Class A or class B traffic infraction – as delineated in C.R.S. §24-4.1-119 (f)(I) and C.R.S. §42-4-1701 (4). (Fees vary as to the type of infraction.)	

Federal victim compensation funds are collected from federal criminal fines and penalties and awarded to the states by the U.S. Department of Justice, Office for Victims of Crime. States may apply for federal funds on a yearly basis. The federal award is based on a formula which equals 60 percent of the total amount of funds paid to victims from state victim compensation funds in the previous federal fiscal year. The Division of Criminal Justice administers these federal funds by subgranting them to individual judicial districts based on their need and spending patterns.

## RESTITUTION

Upon sentencing, the court may order the defendant to pay restitution to the victim. Restitution is based on monetary losses suffered by the victim as a result of the crime.

Since a case must reach a final disposition for the court to order restitution, victims may not be awarded restitution for a year or more. Victim Compensation Programs are usually able to make an award to a crime victim within 45 days of receiving a completed application, helping victims meet their initial needs.

The Court may order an offender to repay the Victim Compensation fund for expenses paid to a victim or service provider on behalf of the victim. In effect, the offender is reimbursing the fund for some or all of the dollars awarded to the victim. This holds the offender accountable for his/her criminal actions.

## OTHER SOURCES OF REVENUE

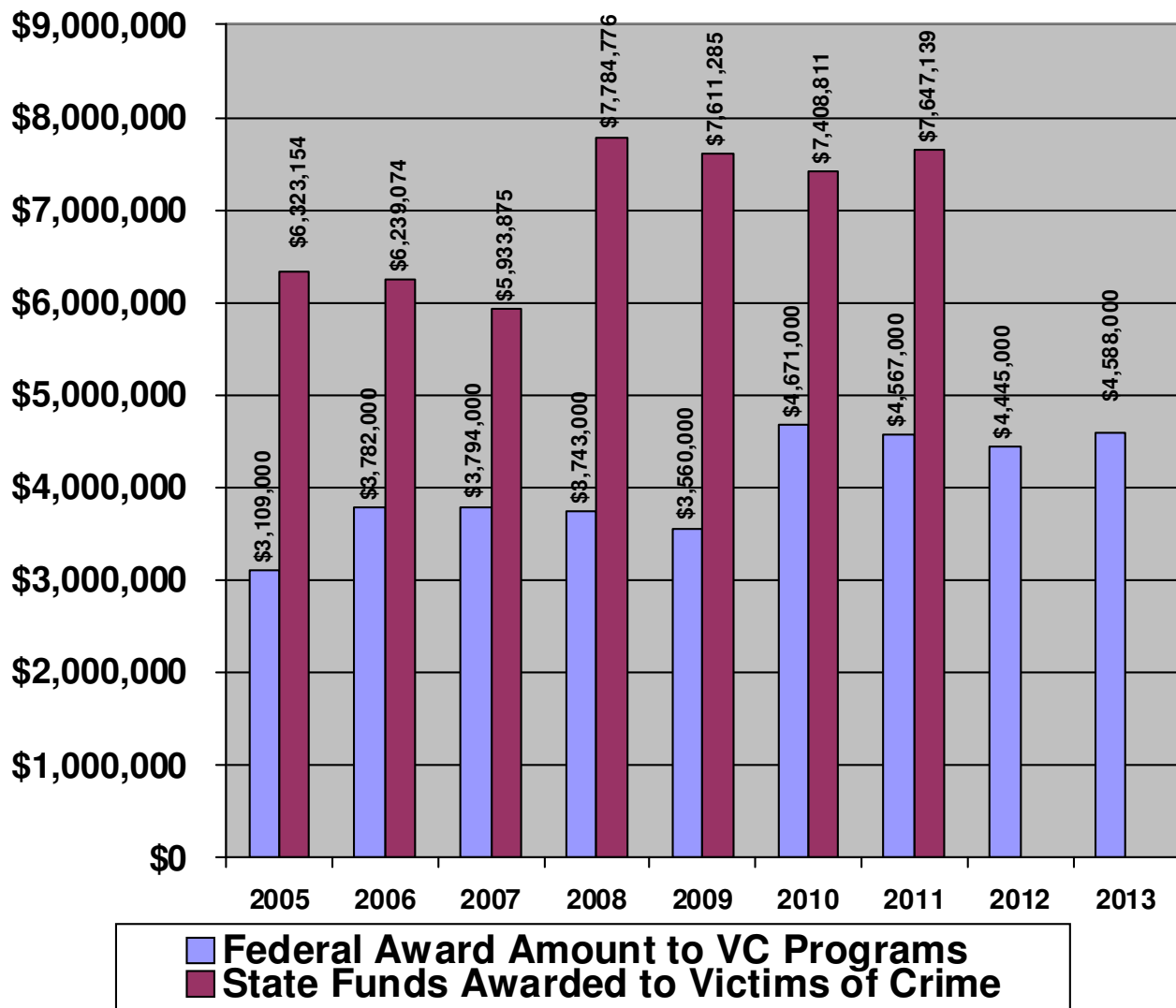
Each year judicial districts receive additional revenue to their victim compensation fund in the form of interest earned on the state dollars collected, refunds from collateral sources and donations to the fund. Additionally, some districts receive a portion of restitution payments made by defendants and not claimed by the intended recipient (unclaimed restitution).



**STATE REVENUE BY JUDICIAL DISTRICT  
OCTOBER 1, 2010 TO SEPTEMBER 30, 2011**

J.D.	Fines (1)	Interest (2)	Dept. of Revenue (3)	Eligible DA Admin Fund* (4)	Eligible Court Admin Fund* (5)	Revenue After Deductions (6)	Restitution (7)	Unclaimed Restitution & Donations (8)	Refunds (9)	Amount to Program (10)
Formula			$(1+2+3) \times 10\%$		$(1+2+3) \times 2.5\%$	$(1+2+3) - (4+5)$			$6+7+8+9$	
1st	\$843,981.14	\$831.27	\$82,521.48	\$92,733.39	\$23,183.35	\$811,417.15	\$158,322.17	\$0.00	\$29,382.00	\$999,121.32
2nd	\$1,069,188.42	\$0.00	\$2,660.50	\$107,184.89	\$26,796.22	\$937,867.81	\$268,556.32	\$124,424.89	\$106,660.40	\$1,437,509.42
3rd	\$61,718.41	\$67.13	\$12,219.55	\$7,400.51	\$1,850.13	\$64,754.45	\$20,225.30	\$0.00	\$0.00	\$84,979.75
4th	\$866,595.70	\$620.62	\$146,720.97	\$101,393.73	\$25,348.43	\$887,195.13	\$167,945.75	\$125,138.85	\$59,720.54	\$1,240,000.27
5th	\$185,006.44	\$407.47	\$76,926.48	\$26,234.04	\$6,558.51	\$229,547.84	\$29,156.33	\$0.00	\$2,951.45	\$261,655.62
6th	\$127,803.20	\$156.31	\$36,385.70	\$16,434.52	\$4,108.63	\$143,802.06	\$37,349.61	\$1,057.10	\$623.04	\$182,831.81
7th	\$145,076.06	\$235.13	\$39,119.15	\$18,443.03	\$4,610.76	\$161,376.55	\$30,762.87	\$0.00	\$6,936.50	\$199,075.92
8th	\$495,112.03	\$2,770.39	\$48,095.95	\$54,597.84	\$13,649.46	\$477,731.07	\$163,101.23	\$0.00	\$13,025.64	\$653,857.94
9th	\$167,308.24	\$0.00	\$34,365.97	\$20,167.42	\$5,041.86	\$176,464.93	\$44,973.32	\$0.00	\$4,657.17	\$226,095.42
10th	\$223,786.02	\$68.20	\$20,831.30	\$24,468.55	\$6,117.14	\$214,099.83	\$40,723.49	\$3,037.47	\$6,868.94	\$264,729.73
11th	\$153,262.96	\$378.37	\$26,525.35	\$18,016.67	\$4,504.17	\$157,645.85	\$33,727.49	\$5,538.39	\$334.00	\$197,245.73
12th	\$132,520.03	\$818.02	\$43,274.80	\$17,661.29	\$4,415.32	\$154,536.24	\$0.00	\$0.00	\$7,928.36	\$162,464.60
13th	\$175,635.42	\$179.50	\$68,351.48	\$24,416.64	\$6,104.16	\$213,645.60	\$47,439.85	\$0.00	\$4,358.90	\$265,444.35
14th	\$96,450.21	\$234.24	\$26,671.10	\$12,335.56	\$3,083.89	\$107,936.11	\$33,568.72	\$2,304.50	\$0.00	\$143,809.33
15th	\$75,115.84	\$1,319.28	\$48,083.30	\$12,451.84	\$3,112.96	\$108,953.62	\$6,938.18	\$0.00	\$0.00	\$115,891.80
16th	\$53,043.83	\$32.36	\$40,452.00	\$9,352.82	\$2,338.20	\$81,837.17	\$10,669.63	\$0.00	\$2,562.32	\$95,069.12
17th	\$800,917.22	\$175.39	\$76,819.65	\$87,791.23	\$21,947.81	\$768,173.23	\$140,004.29	\$0.00	\$46,769.00	\$954,946.52
18th	\$968,725.80	\$1,017.00	\$132,016.59	\$110,175.94	\$27,543.98	\$964,039.47	\$329,724.00	\$103,256.82	\$43,883.97	\$1,440,904.26
19th	\$525,516.19	\$1,163.75	\$66,132.93	\$59,281.29	\$14,820.32	\$518,711.26	\$108,812.25	\$0.00	\$15,413.80	\$642,937.31
20th	\$360,728.04	\$494.70	\$25,152.65	\$38,637.54	\$9,659.38	\$338,078.47	\$87,115.88	\$7,391.27	\$17,125.24	\$449,710.86
21st	\$328,212.44	\$160.12	\$61,959.05	\$39,033.16	\$9,758.29	\$341,540.16	\$103,940.73	\$4,822.32	\$21,791.72	\$472,094.93
22nd	\$56,864.84	\$83.86	\$20,696.80	\$7,764.55	\$1,941.14	\$67,939.81	\$49,476.96	\$306.35	\$4,697.16	\$122,420.28
<b>TOTAL</b>	<b>\$7,912,568.48</b>	<b>\$11,213.11</b>	<b>\$1,135,982.75</b>	<b>\$905,976.43</b>	<b>\$226,494.11</b>	<b>\$7,927,293.80</b>	<b>\$1,912,534.37</b>	<b>\$377,277.96</b>	<b>\$395,690.15</b>	<b>\$10,612,796.28</b>
<p>* Administrative Funds: Pursuant to statute, the District Attorney and the Court Administrator may use no more than 12.5% (10% District Attorney, 2.5% Court Administrator) of new monies deposited into the victim compensation fund for administrative costs. In some instances, unused administrative funds are returned to the program portion of the fund for the benefit of victims.</p>										

## HISTORY OF FEDERAL AND STATE VICTIM COMPENSATION FUNDS FOR THE STATE OF COLORADO



FEDERAL FISCAL YEAR	STATE FUNDS AWARDED	FEDERAL AWARD AMOUNT
2005	\$6,323,154	\$3,109,000
2006	\$6,239,074	\$3,782,000
2007	\$5,933,875	\$3,794,000
2008	\$7,784,776	\$3,743,000
2009	\$7,611,285	\$3,560,000
2010	*\$7,408,811	\$4,671,000
2011	\$7,647,139	\$4,567,000
2012		*(EST.) \$4,445,000
2013		(EST.) \$4,588,000

\*FIGURES CORRECTED FROM 2010 ANNUAL REPORT.

FEDERAL FUNDS SUBGRANTED\* TO JUDICIAL DISTRICTS  
 OCTOBER 1, 2010 TO SEPTEMBER 30, 2011  
 (FEDERAL FISCAL YEAR 2011)

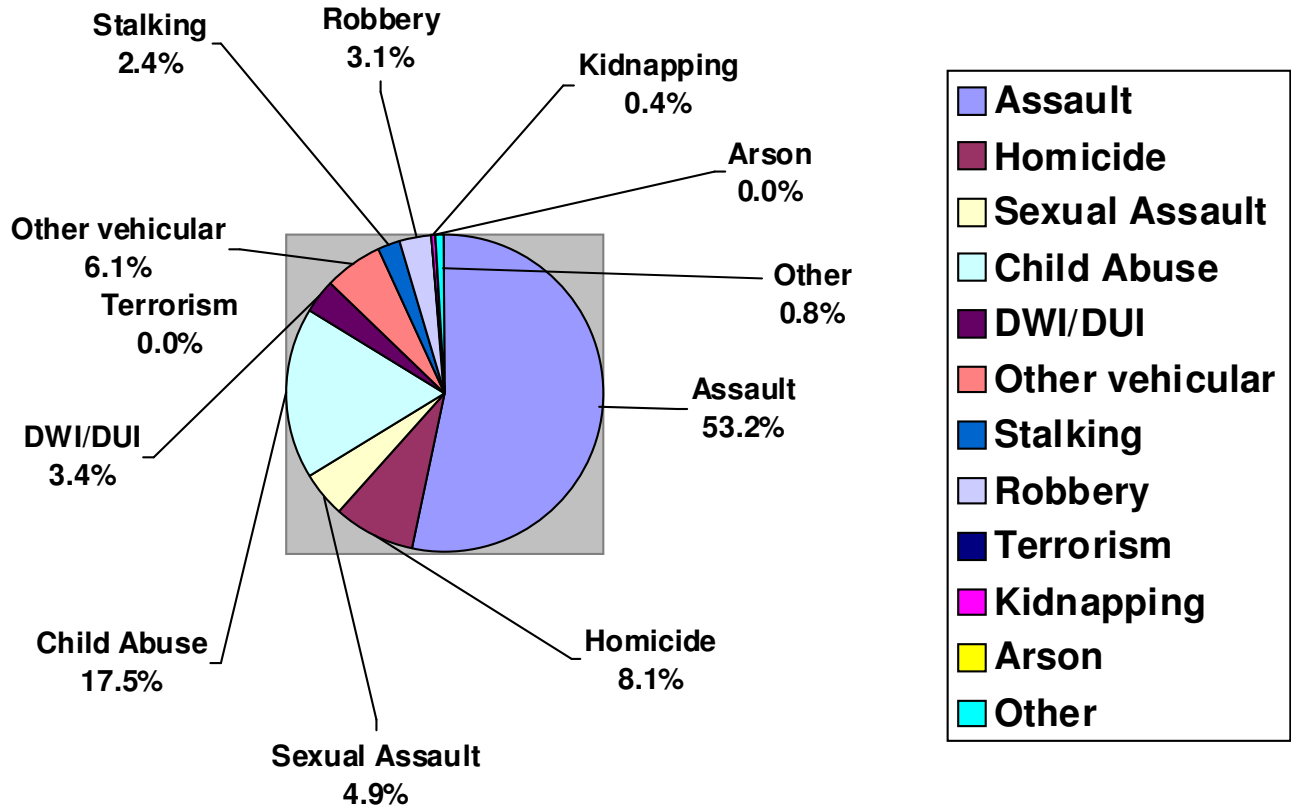
JD	Amount of federal dollars
1st	\$1,210,750
2nd	\$1,500,000
3rd	\$
4th	\$
5th	\$
6th	\$ 150,000
7th	\$
8th	\$ 245,994
9th	\$ 50,000
10th	\$ 50,000
11th	\$
12th	\$
13th	\$
14th	\$
15th	\$
16th	\$ 60,000
17th	\$ 734,362
18th	\$ 135,000
19th	\$
20th	\$ 50,000
21st	\$
22nd	\$

Each Judicial District that is eligible for federal victim compensation funds receives an award based upon an actuarial calculation. This calculation takes into consideration 1) a district's fund balance, and 2) weighted expenditure patterns over previous years. Some federal funds are also received for emergencies and/or fund balance shortfalls in order to stabilize the victim compensation funds, if necessary.

Not all districts need or apply for federal funds. As the table on this page indicates, ten of the districts utilized federal supplemental funds during federal fiscal year 2011.

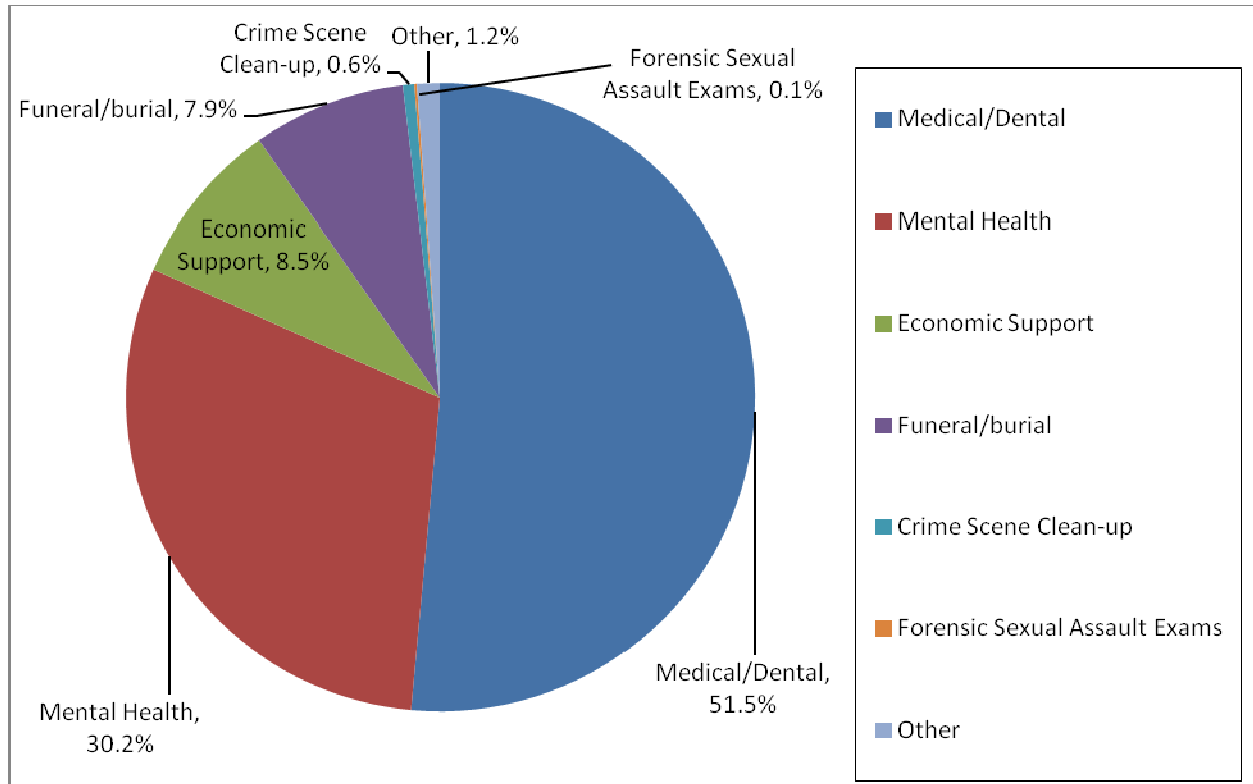
\*The amount subgranted may not equal the dollars spent in the federal fiscal year, as monies may be carried over into the next fiscal year.

PERCENTAGE OF PAYMENTS BY CRIME CATEGORY – STATEWIDE TOTALS  
OCTOBER 1, 2010 TO SEPTEMBER 30, 2011



TOTAL PAYMENTS BY CRIME CATEGORY	NUMBER OF CLAIMS	NUMBER OF D.V. CLAIMS (OF TOTAL CLAIMS)	TOTAL AWARD
ASSAULT	3333	1698	\$7,507,639.85
HOMICIDE	384	32	\$1,145,837.81
SEXUAL ASSAULT	537	78	\$697,936.11
CHILD ABUSE	2374		\$2,475,598.48
DWI/DUI	154		\$474,928.66
OTHER VEHICULAR CRIMES	233		\$862,617.66
STALKING	221	152	\$342,271.43
ROBBERY	345	32	\$441,129.24
TERRORISM	0		\$0.00
KIDNAPPING	48	19	\$61,906.66
ARSON	4	2	\$3,273.01
OTHER	114	92	\$107,229.26
<b>TOTAL</b>	<b>7747</b>	<b>2105</b>	<b>\$14,120,368.17</b>

## PAYMENTS BY SERVICE TYPE – STATEWIDE TOTALS OCTOBER 1, 2010 TO SEPTEMBER 30, 2011



TOTAL DOLLARS PAID BY SERVICE TYPE	TOTAL AWARD
MEDICAL/DENTAL	\$7,276,232.45
MENTAL HEALTH	\$4,276,049.38
ECONOMIC SUPPORT	\$1,204,543.18
FUNERAL/BURIAL	\$1,114,663.74
CRIME SCENE CLEAN-UP	\$83,334.70
FORENSIC SEXUAL ASSAULT EXAMS*	\$17,928.10
OTHER	\$165,544.72
<b>TOTAL</b>	<b>\$14,138,296.27</b>

\*Beginning October 1, 2010, federal victim compensation monies started being used to pay medical forensic exams for sexual assault victims who have not yet reported the crime to law enforcement. States are required to have a funding mechanism in place so that victims are not charged for these exams.

## VICTIM COMPENSATION PROGRAM INFORMATION

The Victim Compensation Program for each judicial district is located at the District Attorney's Office. To obtain information about filing an application, a victim of a crime should contact the victim compensation administrator in the judicial district where the crime occurred.

Questions may also be directed to: The Division of Criminal Justice, 700 Kipling Street, Suite 1000, Denver, CO 80215; 303-239-4493 or toll free within Colorado at 1-888-282-1080.

Additional information about Colorado's Victim Compensation program is also provided on the Division of Criminal Justice, Office for Victims Program's website at:

**<http://dcj.state.co.us/ovp/>**

# 1<sup>ST</sup> JUDICIAL DISTRICT GILPIN AND JEFFERSON COUNTIES

CONTACT INFORMATION: Ms. AMY GREER  
OFFICE OF THE DISTRICT ATTORNEY  
500 JEFFERSON COUNTY PARKWAY  
GOLDEN, CO 80401-6020  
(303) 271-6846

TOTAL NUMBER OF NEW CLAIMS RECEIVED DURING THE REPORTING PERIOD – 1,629

## NUMBER OF CLAIMS PAID/FUNDS EXPENDED

Type of Crime	Number of Claims Paid	Number of Domestic Violence Related Claims	Funds Expended
Assault	402	257	\$974,267.19
Homicide	17	0	\$51,728.29
Sexual Assault	49	11	\$134,176.09
Child Abuse	443		\$752,533.86
DWI/DUI	11		\$36,308.65
Other Vehicular Crime	17		\$69,901.01
Stalking	149	131	\$211,634.68
Robbery	72	2	\$100,645.37
Terrorism	0		\$0.00
Kidnapping	6	1	\$6,150.00
Arson	0	0	\$0.00
Other	24	24	\$29,485.82
<b>Total</b>	<b>1190</b>	<b>426</b>	<b>\$2,366,830.96</b>
Type of Service			Funds Expended
Medical/Dental			\$768,070.10
Mental Health			\$1,279,784.94
Economic Support			\$178,569.09
Funeral/Burial			\$60,381.34
Crime Scene Clean-up			\$35,582.58
Forensic Sexual Assault Exams			\$0.00
Other			\$44,442.91
<b>Total</b>			<b>\$2,366,830.96</b>

## 2<sup>ND</sup> JUDICIAL DISTRICT DENVER COUNTY

CONTACT INFORMATION: Ms. LINDA FERRY  
OFFICE OF THE DISTRICT ATTORNEY  
201 W. COLFAX, DEPT. 801  
DENVER, CO 80202  
(720) 913-9253

TOTAL NUMBER OF NEW CLAIMS RECEIVED DURING THE REPORTING PERIOD – 952

### NUMBER OF CLAIMS PAID/FUNDS EXPENDED

Type of Crime	Number of Claims Paid	Number of Domestic Violence Related Claims	Funds Expended
Assault	582	186	\$1,619,018.62
Homicide	64	8	\$278,432.62
Sexual Assault	91	11	\$117,694.34
Child Abuse	178		\$163,534.22
DWI/DUI	49		\$143,208.67
Other Vehicular Crime	36		\$219,512.24
Stalking	29	0	\$100,014.44
Robbery	77	0	\$150,966.06
Terrorism	0		\$0.00
Kidnapping	2	0	\$2,389.36
Arson	0	0	\$0.00
Other	0	0	\$0.00
<b>Total</b>	1108	205	\$2,794,770.57
Type of Service			Funds Expended
Medical/Dental			\$1,785,399.32
Mental Health			\$340,315.75
Economic Support			\$327,362.16
Funeral/Burial			\$322,415.86
Crime Scene Clean-up			\$500.00
Forensic Sexual Assault Exams			\$0.00
Other			\$18,777.48
<b>Total</b>			\$2,794,770.57



### 3<sup>RD</sup> JUDICIAL DISTRICT HUERFANO AND LAS ANIMAS COUNTIES

CONTACT INFORMATION: Ms. SHARON WARREN  
OFFICE OF THE DISTRICT ATTORNEY  
200 E. 1<sup>ST</sup> STREET, #302  
TRINIDAD, CO 81082  
(719) 846-9224

TOTAL NUMBER OF NEW CLAIMS RECEIVED DURING THE REPORTING PERIOD – 31

#### NUMBER OF CLAIMS PAID/FUNDS EXPENDED

Type of Crime	Number of Claims Paid	Number of Domestic Violence Related Claims	Funds Expended
Assault	21	12	\$36,612.63
Homicide	6	0	\$11,209.78
Sexual Assault	3	0	\$2,148.62
Child Abuse	1		\$200.00
DWI/DUI	0		\$0.00
Other Vehicular Crime	3		\$7,790.31
Stalking	0	0	\$0.00
Robbery	0	0	\$0.00
Terrorism	0		\$0.00
Kidnapping	0	0	\$0.00
Arson	0	0	\$0.00
Other	4	3	\$2,180.47
<b>Total</b>	<b>38</b>	<b>15</b>	<b>\$60,141.81</b>
<b>Type of Service</b>			
Medical/Dental			\$33,160.64
Mental Health			\$2,008.58
Economic Support			\$9,216.47
Funeral/Burial			\$11,565.31
Crime Scene Clean-up			\$0.00
Forensic Sexual Assault Exams			\$0.00
Other			\$4,190.81
<b>Total</b>			<b>\$60,141.81</b>

## 4<sup>TH</sup> JUDICIAL DISTRICT EL PASO AND TELLER COUNTIES

CONTACT INFORMATION: Ms. KIM DANILUK  
OFFICE OF THE DISTRICT ATTORNEY  
105 EAST VERMIJO, SUITE 111  
COLORADO SPRINGS, CO 80903  
(719) 520-6915

TOTAL NUMBER OF NEW CLAIMS RECEIVED DURING THE REPORTING PERIOD – 1,060

### NUMBER OF CLAIMS PAID/FUNDS EXPENDED

Type of Crime	Number of Claims Paid	Number of Domestic Violence Related Claims	Funds Expended
Assault	305	123	\$827,400.72
Homicide	61	2	\$151,814.75
Sexual Assault	39	2	\$37,512.83
Child Abuse	298		\$201,388.80
DWI/DUI	9		\$23,849.79
Other Vehicular Crime	39		\$86,332.29
Stalking	2	1	\$3,518.70
Robbery	40	0	\$54,542.67
Terrorism	0		\$0.00
Kidnapping	4	2	\$4,007.20
Arson	0	0	\$0.00
Other	5	0	\$4,485.00
<b>Total</b>	<b>802</b>	<b>130</b>	<b>\$1,394,852.75</b>
<b>Type of Service</b>			
Medical/Dental			\$845,168.82
Mental Health			\$291,038.30
Economic Support			\$95,421.71
Funeral/Burial			\$153,782.10
Crime Scene Clean-up			\$4,769.73
Forensic Sexual Assault Exams			\$0.00
Other			\$4,672.09
<b>Total</b>			<b>\$1,394,852.75</b>

## 5<sup>TH</sup> JUDICIAL DISTRICT CLEAR CREEK, EAGLE, LAKE AND SUMMIT COUNTIES

CONTACT INFORMATION: Ms. KATHRYN ABRAHAMSON  
OFFICE OF THE DISTRICT ATTORNEY  
P.O. Box 2000  
GEORGETOWN, CO 80444  
(303) 679-2453

TOTAL NUMBER OF NEW CLAIMS RECEIVED DURING THE REPORTING PERIOD – 74

### NUMBER OF CLAIMS PAID/FUNDS EXPENDED

Type of Crime	Number of Claims Paid	Number of Domestic Violence Related Claims	Funds Expended
Assault	83	46	\$223,665.18
Homicide	10	0	\$19,042.92
Sexual Assault	13	0	\$26,701.91
Child Abuse	27		\$36,215.12
DWI/DUI	1		\$5,599.60
Other Vehicular Crime	1		\$8,370.40
Stalking	2	0	\$2,900.00
Robbery	0	0	\$0.00
Terrorism	0		\$0.00
Kidnapping	1	0	\$600.00
Arson	0	0	\$0.00
Other	2	2	\$2,225.00
<b>Total</b>	140	48	\$325,320.13
<b>Type of Service</b>			
Medical/Dental			\$186,202.78
Mental Health			\$78,773.50
Economic Support			\$34,102.73
Funeral/Burial			\$20,225.25
Crime Scene Clean-up			\$1,300.80
Forensic Sexual Assault Exams			\$0.00
Other			\$4,715.07
<b>Total</b>			\$325,320.13

## 6<sup>TH</sup> JUDICIAL DISTRICT ARCHULETA, LA PLATA AND SAN JUAN COUNTIES

CONTACT INFORMATION: Ms. JANE FOY  
OFFICE OF THE DISTRICT ATTORNEY  
P.O. DRAWER 3455  
DURANGO, CO 81302  
(970) 247-8850

TOTAL NUMBER OF NEW CLAIMS RECEIVED DURING THE REPORTING PERIOD – 116

### NUMBER OF CLAIMS PAID/FUNDS EXPENDED

Type of Crime	Number of Claims Paid	Number of Domestic Violence Related Claims	Funds Expended
Assault	102	62	\$216,046.95
Homicide	2	0	\$20,342.40
Sexual Assault	18	0	\$17,439.25
Child Abuse	14		\$14,238.90
DWI/DUI	4		\$3,920.00
Other Vehicular Crime	7		\$9,762.87
Stalking	2	2	\$690.00
Robbery	2	0	\$2,932.80
Terrorism	0		\$0.00
Kidnapping	1	1	\$2,435.61
Arson	0	0	\$0.00
Other	3	1	\$3,301.37
<b>Total</b>	<b>155</b>	<b>66</b>	<b>\$291,110.15</b>
<b>Type of Service</b>			
Medical/Dental			\$180,522.47
Mental Health			\$99,700.81
Economic Support			\$5,068.14
Funeral/Burial			\$4,898.36
Crime Scene Clean-up			\$0.00
Forensic Sexual Assault Exams			\$0.00
Other			\$920.37
<b>Total</b>			<b>\$291,110.15</b>

**7<sup>TH</sup> JUDICIAL DISTRICT**  
**DELTA, GUNNISON, HINSDALE, MONTROSE, OURAY AND SAN**  
**MIGUEL COUNTIES**

CONTACT INFORMATION: Ms. ELEASHA CERVANTES  
OFFICE OF THE DISTRICT ATTORNEY  
MONTROSE COUNTY JUSTICE CENTER  
1200 N. GRAND AVE., #D  
MONTROSE, CO 81401  
(970) 252-4266

TOTAL NUMBER OF NEW CLAIMS RECEIVED DURING THE REPORTING PERIOD – 195

NUMBER OF CLAIMS PAID/FUNDS EXPENDED

<b>Type of Crime</b>	<b>Number of Claims Paid</b>	<b>Number of Domestic Violence Related Claims</b>	<b>Funds Expended</b>
Assault	46	21	\$57,791.89
Homicide	16	0	\$32,391.33
Sexual Assault	11	1	\$11,242.76
Child Abuse	33		\$24,853.34
DWI/DUI	8		\$9,909.80
Other Vehicular Crime	1		\$11,271.92
Stalking	1	1	\$960.00
Robbery	1	0	\$1,142.08
Terrorism	0		\$0.00
Kidnapping	0	0	\$0.00
Arson	2	2	\$1,885.70
Other	13	8	\$8,254.81
<b>Total</b>	<b>132</b>	<b>33</b>	<b>\$159,703.63</b>
<b>Type of Service</b>			
Medical/Dental			\$61,213.52
Mental Health			\$51,060.55
Economic Support			\$20,552.78
Funeral/Burial			\$24,996.81
Crime Scene Clean-up			\$0.00
Forensic Sexual Assault Exams			\$0.00
Other			\$1,879.97
<b>Total</b>			<b>\$159,703.63</b>

## 8<sup>TH</sup> JUDICIAL DISTRICT JACKSON AND LARIMER COUNTIES

CONTACT INFORMATION: Ms. AMANDA BRUMMER  
OFFICE OF THE DISTRICT ATTORNEY  
201 LA PORTE AVE., SUITE 200  
FORT COLLINS, CO 80521-2763  
(970) 498-7290

TOTAL NUMBER OF NEW CLAIMS RECEIVED DURING THE REPORTING PERIOD – 592

### NUMBER OF CLAIMS PAID/FUNDS EXPENDED

Type of Crime	Number of Claims Paid	Number of Domestic Violence Related Claims	Funds Expended
Assault	133	73	\$274,190.82
Homicide	10	2	\$20,359.29
Sexual Assault	48	2	\$45,716.53
Child Abuse	258		\$291,788.21
DWI/DUI	3		\$18,838.20
Other Vehicular Crime	3		\$11,394.85
Stalking	0	0	\$0.00
Robbery	5	0	\$7,301.70
Terrorism	0		\$0.00
Kidnapping	6	3	\$3,287.43
Arson	0	0	\$0.00
Other	28	23	\$28,244.37
<b>Total</b>	<b>494</b>	<b>103</b>	<b>\$701,121.40</b>
<b>Type of Service</b>			
Medical/Dental			\$244,056.54
Mental Health			\$381,155.17
Economic Support			\$32,183.52
Funeral/Burial			\$13,543.36
Crime Scene Clean-up			\$3,376.42
Forensic Sexual Assault Exams			\$0.00
Other			\$26,806.39
<b>Total</b>			<b>\$701,121.40</b>

**9<sup>TH</sup> JUDICIAL DISTRICT  
GARFIELD, PITKIN AND RIO BLANCO COUNTIES**

CONTACT INFORMATION: Ms. PATSY HERNANDEZ  
OFFICE OF THE DISTRICT ATTORNEY  
109 8<sup>TH</sup> STREET, SUITE 308  
GLENWOOD SPRINGS, CO 81601  
(970) 384-8635

TOTAL NUMBER OF NEW CLAIMS RECEIVED DURING THE REPORTING PERIOD – 162

NUMBER OF CLAIMS PAID/FUNDS EXPENDED

<b>Type of Crime</b>	<b>Number of Claims Paid</b>	<b>Number of Domestic Violence Related Claims</b>	<b>Funds Expended</b>
Assault	94	68	\$198,047.63
Homicide	0	0	\$0.00
Sexual Assault	19	4	\$16,695.17
Child Abuse	55		\$46,244.39
DWI/DUI	2		\$226.15
Other Vehicular Crime	0		\$0.00
Stalking	6	0	\$6,455.83
Robbery	2	2	\$514.91
Terrorism	0		\$0.00
Kidnapping	0	0	\$0.00
Arson	0	0	\$0.00
Other	8	8	\$8,025.98
<b>Total</b>	<b>186</b>	<b>82</b>	<b>\$276,210.06</b>
<b>Type of Service</b>			
Medical/Dental			\$133,252.30
Mental Health			\$89,245.13
Economic Support			\$48,978.25
Funeral/Burial			\$1,010.00
Crime Scene Clean-up			\$82.00
Forensic Sexual Assault Exams			\$0.00
Other			\$3,642.38
<b>Total</b>			<b>\$276,210.06</b>

# 10<sup>TH</sup> JUDICIAL DISTRICT PUEBLO COUNTY

CONTACT INFORMATION: Ms. FLORENCE HUNT  
OFFICE OF THE DISTRICT ATTORNEY  
701 COURT STREET  
PUEBLO, CO 81003  
(719) 583-6092

TOTAL NUMBER OF NEW CLAIMS RECEIVED DURING THE REPORTING PERIOD – 150

## NUMBER OF CLAIMS PAID/FUNDS EXPENDED

Type of Crime	Number of Claims Paid	Number of Domestic Violence Related Claims	Funds Expended
Assault	98	17	\$214,901.74
Homicide	14	1	\$62,267.87
Sexual Assault	9	5	\$17,371.94
Child Abuse	24		\$17,180.40
DWI/DUI	8		\$28,628.33
Other Vehicular Crime	6		\$8,191.00
Stalking	0	0	\$0.00
Robbery	13	0	\$3,657.25
Terrorism	0		\$0.00
Kidnapping	0	0	\$0.00
Arson	0	0	\$0.00
Other	0	0	\$0.00
<b>Total</b>	172	23	\$352,198.53
<b>Type of Service</b>			
Medical/Dental			\$244,246.83
Mental Health			\$18,350.50
Economic Support			\$17,166.75
Funeral/Burial			\$67,314.03
Crime Scene Clean-up			\$5,120.42
Forensic Sexual Assault Exams			\$0.00
Other			\$0.00
<b>Total</b>			\$352,198.53



# 11<sup>TH</sup> JUDICIAL DISTRICT CHAFFEE, CUSTER, FREMONT AND PARK COUNTIES

CONTACT INFORMATION: Ms. BARBARA TOPLISS  
OFFICE OF THE DISTRICT ATTORNEY  
136 JUSTICE CENTER ROAD, ROOM 203  
CANON CITY, CO 81212  
(719) 269-0170

TOTAL NUMBER OF NEW CLAIMS RECEIVED DURING THE REPORTING PERIOD –158

## NUMBER OF CLAIMS PAID/FUNDS EXPENDED

Type of Crime	Number of Claims Paid	Number of Domestic Violence Related Claims	Funds Expended
Assault	114	90	\$119,374.38
Homicide	4	0	\$8,425.00
Sexual Assault	14	4	\$19,641.04
Child Abuse	15		\$13,392.81
DWI/DUI	2		\$5,064.08
Other Vehicular Crime	4		\$2,761.53
Stalking	0	0	\$0.00
Robbery	0	0	\$0.00
Terrorism	0		\$0.00
Kidnapping	1	1	\$540.00
Arson	0	0	\$0.00
Other	0	0	\$0.00
<b>Total</b>	154	95	\$169,198.84
Type of Service			
Medical/Dental			\$54,802.73
Mental Health			\$44,830.39
Economic Support			\$61,461.79
Funeral/Burial			\$6,197.37
Crime Scene Clean-up			\$200.00
Forensic Sexual Assault Exams			\$0.00
Other			\$1,706.56
<b>Total</b>			\$169,198.84

**12<sup>TH</sup> JUDICIAL DISTRICT  
ALAMOSA, CONEJOS, COSTILLA, MINERAL, RIO GRANDE AND  
SAGUACHE COUNTIES**

CONTACT INFORMATION: Ms. TAMMY ROGERS  
OFFICE OF THE DISTRICT ATTORNEY  
426 SAN JUAN AVE.  
ALAMOSA, CO 81101  
(719) 589-3691

TOTAL NUMBER OF NEW CLAIMS RECEIVED DURING THE REPORTING PERIOD – 33

NUMBER OF CLAIMS PAID/FUNDS EXPENDED

Type of Crime	Number of Claims Paid	Number of Domestic Violence Related Claims	Funds Expended
Assault	18	4	\$78,206.61
Homicide	2	0	\$6,511.00
Sexual Assault	0	0	\$0.00
Child Abuse	2		\$2,400.00
DWI/DUI	0		\$0.00
Other Vehicular Crime	7		\$22,965.83
Stalking	0	0	\$0.00
Robbery	0	0	\$0.00
Terrorism	0		\$0.00
Kidnapping	0	0	\$0.00
Arson	0	0	\$0.00
Other	0	0	\$0.00
<b>Total</b>	29	4	\$110,083.44
<b>Type of Service</b>			
Medical/Dental			\$75,909.82
Mental Health			\$3,631.00
Economic Support			\$3,156.43
Funeral/Burial			\$26,806.83
Crime Scene Clean-up			\$579.36
Forensic Sexual Assault Exams			\$0.00
Other			\$0.00
<b>Total</b>			\$110,083.44

**13<sup>TH</sup> JUDICIAL DISTRICT**  
**KIT CARSON, LOGAN, MORGAN, PHILLIPS, SEDGWICK,**  
**WASHINGTON AND YUMA COUNTIES**

CONTACT INFORMATION: Ms. JILL OLSEN  
 OFFICE OF THE DISTRICT ATTORNEY  
 400 WARNER STREET  
 FORT MORGAN, CO 80701  
 (970) 542-3420

TOTAL NUMBER OF NEW CLAIMS RECEIVED DURING THE REPORTING PERIOD – 240

NUMBER OF CLAIMS PAID/FUNDS EXPENDED

Type of Crime	Number of Claims Paid	Number of Domestic Violence Related Claims	Funds Expended
Assault	84	50	\$127,920.96
Homicide	10	0	\$37,320.87
Sexual Assault	9	2	\$14,491.58
Child Abuse	61		\$38,101.01
DWI/DUI	11		\$46,086.83
Other Vehicular Crime	0		\$0.00
Stalking	0	0	\$0.00
Robbery	2	1	\$946.00
Terrorism	0		\$0.00
Kidnapping	1	1	\$2,024.33
Arson	0	0	\$0.00
Other	2	2	\$196.05
<b>Total</b>	180	56	\$267,087.63
<b>Type of Service</b>			
Medical/Dental			\$122,956.70
Mental Health			\$41,101.98
Economic Support			\$62,299.82
Funeral/Burial			\$26,754.36
Crime Scene Clean-up			\$10,241.00
Forensic Sexual Assault Exams			\$0.00
Other			\$3,733.77
<b>Total</b>			\$267,087.63

# 14<sup>TH</sup> JUDICIAL DISTRICT GRAND, MOFFAT AND ROUTT COUNTIES

CONTACT INFORMATION: Ms. DONNA ZULIAN  
OFFICE OF THE DISTRICT ATTORNEY  
221 W. VICTORY WAY, STE. 302  
CRAIG, CO 81625  
(970) 824-9143

TOTAL NUMBER OF NEW CLAIMS RECEIVED DURING THE REPORTING PERIOD – 42

## NUMBER OF CLAIMS PAID/FUNDS EXPENDED

Type of Crime	Number of Claims Paid	Number of Domestic Violence Related Claims	Funds Expended
Assault	28	15	\$73,128.53
Homicide	1	1	\$10,350.00
Sexual Assault	2	1	\$1,050.00
Child Abuse	11		\$9,303.00
DWI/DUI	0		\$0.00
Other Vehicular Crime	2		\$8,899.61
Stalking	1	0	\$1,368.00
Robbery	0	0	\$0.00
Terrorism	0		\$0.00
Kidnapping	0	0	\$0.00
Arson	0	0	\$0.00
Other	4	4	\$3,004.20
<b>Total</b>	49	21	\$107,103.34
<b>Type of Service</b>			
Medical/Dental			\$59,152.90
Mental Health			\$18,404.20
Economic Support			\$20,861.63
Funeral/Burial			\$8,129.61
Crime Scene Clean-up			\$475.00
Forensic Sexual Assault Exams			\$0.00
Other			\$80.00
<b>Total</b>			\$107,103.34

# 15<sup>TH</sup> JUDICIAL DISTRICT BACA, CHEYENNE, KIOWA AND PROWERS COUNTIES

CONTACT INFORMATION: Ms. TAMMY WILLIAMS  
OFFICE OF THE DISTRICT ATTORNEY  
110 E. OAK STREET  
LAMAR, CO 81052  
(719) 336-7446

TOTAL NUMBER OF NEW CLAIMS RECEIVED DURING THE REPORTING PERIOD – 6

NUMBER OF CLAIMS PAID/FUNDS EXPENDED

Type of Crime	Number of Claims Paid	Number of Domestic Violence Related Claims	Funds Expended
Assault	1	0	\$1,616.64
Homicide	1	1	\$2,275.92
Sexual Assault	1	0	\$2,220.93
Child Abuse	0		\$0.00
DWI/DUI	0		\$0.00
Other Vehicular Crime	1		\$5,500.00
Stalking	0	0	\$0.00
Robbery	2	0	\$886.40
Terrorism	0		\$0.00
Kidnapping	0	0	\$0.00
Arson	0	0	\$0.00
Other	0	0	\$0.00
<b>Total</b>	6	1	\$12,499.89
<b>Type of Service</b>			
Medical/Dental			\$3,704.24
Mental Health			\$0.00
Economic Support			\$0.00
Funeral/Burial			\$7,775.92
Crime Scene Clean-up			\$728.09
Forensic Sexual Assault Exams			\$0.00
Other			\$291.64
<b>Total</b>			\$12,499.89

# 16<sup>TH</sup> JUDICIAL DISTRICT BENT, CROWLEY AND OTERO COUNTIES

CONTACT INFORMATION:      Ms. KAREN GATES  
    OFFICE OF THE DISTRICT ATTORNEY  
    P.O. BOX 980  
    LA JUNTA, CO 81050  
    (719) 384-8786

TOTAL NUMBER OF NEW CLAIMS RECEIVED DURING THE REPORTING PERIOD – 23

## NUMBER OF CLAIMS PAID/FUNDS EXPENDED

Type of Crime	Number of Claims Paid	Number of Domestic Violence Related Claims	Funds Expended
Assault	39	22	\$68,774.27
Homicide	4	0	\$12,860.99
Sexual Assault	3	0	\$4,442.80
Child Abuse	1		\$720.00
DWI/DUI	1		\$132.00
Other Vehicular Crime	7		\$22,629.33
Stalking	0	0	\$0.00
Robbery	10	0	\$35,743.66
Terrorism	0		\$0.00
Kidnapping	0	0	\$0.00
Arson	0	0	\$0.00
Other	0	0	\$0.00
<b>Total</b>	65	22	\$145,303.05
<b>Type of Service</b>			
Medical/Dental			\$98,149.88
Mental Health			\$11,540.00
Economic Support			\$14,252.53
Funeral/Burial			\$13,711.43
Crime Scene Clean-up			\$0.00
Forensic Sexual Assault Exams			\$0.00
Other			\$7,649.21
<b>Total</b>			\$145,303.05

# 17<sup>TH</sup> JUDICIAL DISTRICT ADAMS AND BROOMFIELD COUNTIES

CONTACT INFORMATION: Ms. JOHNNNA ALIG  
OFFICE OF THE DISTRICT ATTORNEY  
1000 JUDICIAL CENTER DRIVE, STE. 100  
BRIGHTON, CO 80601  
(303) 835-5614

TOTAL NUMBER OF NEW CLAIMS RECEIVED DURING THE REPORTING PERIOD – 1,576

## NUMBER OF CLAIMS PAID/FUNDS EXPENDED

Type of Crime	Number of Claims Paid	Number of Domestic Violence Related Claims	Funds Expended
Assault	430	276	\$782,678.75
Homicide	64	8	\$160,300.44
Sexual Assault	46	11	\$41,721.59
Child Abuse	334		\$286,080.11
DWI/DUI	21		\$88,105.82
Other Vehicular Crime	34		\$95,440.69
Stalking	9	6	\$5,269.92
Robbery	64	2	\$42,261.71
Terrorism	0		\$0.00
Kidnapping	8	3	\$9,358.57
Arson	1	0	\$18.77
Other	1	0	\$577.13
<b>Total</b>	1012	306	\$1,511,813.50
<b>Type of Service</b>			
Medical/Dental			\$810,498.10
Mental Health			\$505,289.53
Economic Support			\$70,634.04
Funeral/Burial			\$102,267.88
Crime Scene Clean-up			\$0.00
Forensic Sexual Assault Exams			\$0.00
Other			\$23,123.95
<b>Total</b>			\$1,511,813.50

# 18<sup>TH</sup> JUDICIAL DISTRICT

## ARAPAHOE, DOUGLAS, ELBERT AND LINCOLN COUNTIES

CONTACT INFORMATION: Ms. WENDY BUTER  
 OFFICE OF THE DISTRICT ATTORNEY  
 6450 S. REVERE PARKWAY  
 CENTENNIAL, CO 80111  
 (720) 874-8607

TOTAL NUMBER OF NEW CLAIMS RECEIVED DURING THE REPORTING PERIOD – 1,121

### NUMBER OF CLAIMS PAID/FUNDS EXPENDED

Type of Crime	Number of Claims Paid	Number of Domestic Violence Related Claims	Funds Expended
Assault	373	202	\$659,045.00
Homicide	59	1	\$174,721.00
Sexual Assault	91	16	\$98,191.00
Child Abuse	296		\$282,764.00
DWI/DUI	17		\$51,414.00
Other Vehicular Crime	41		\$160,960.00
Stalking	11	3	\$3,636.00
Robbery	27	15	\$16,894.00
Terrorism	0		\$0.00
Kidnapping	2	1	\$15,246.00
Arson	0	0	\$0.00
Other	0	0	\$0.00
<b>Total</b>	917	238	\$1,462,871.00
<b>Type of Service</b>			
Medical/Dental			\$641,812.00
Mental Health			\$528,258.00
Economic Support			\$103,164.00
Funeral/Burial			\$179,329.00
Crime Scene Clean-up			\$1,963.00
Forensic Sexual Assault Exams			\$0.00
Other			\$8,345.00
<b>Total</b>			\$1,462,871.00



# 19<sup>TH</sup> JUDICIAL DISTRICT WELD COUNTY

CONTACT INFORMATION: Ms. KAROL PATCH  
OFFICE OF THE DISTRICT ATTORNEY  
P.O. BOX 1167  
GREELEY, CO 80632  
(970) 356-4000 EXT. 4748

TOTAL NUMBER OF NEW CLAIMS RECEIVED DURING THE REPORTING PERIOD – 427

## NUMBER OF CLAIMS PAID/FUNDS EXPENDED

Type of Crime	Number of Claims Paid	Number of Domestic Violence Related Claims	Funds Expended
Assault	113	32	\$363,790.53
Homicide	19	8	\$32,334.97
Sexual Assault	34	1	\$44,227.94
Child Abuse	86		\$82,215.00
DWI/DUI	5		\$12,161.44
Other Vehicular Crime	6		\$45,039.75
Stalking	3	3	\$1,655.36
Robbery	13	0	\$10,931.90
Terrorism	0		\$0.00
Kidnapping	8	5	\$6,565.10
Arson	1	0	\$1,368.54
Other	8	7	\$8,580.24
<b>Total</b>	296	56	\$608,870.77
<b>Type of Service</b>			
Medical/Dental			\$404,384.78
Mental Health			\$134,913.80
Economic Support			\$36,655.89
Funeral/Burial			\$14,500.00
Crime Scene Clean-up			\$18,416.30
Forensic Sexual Assault Exams			\$0.00
Other			\$0.00
<b>Total</b>			\$608,870.77

## 20<sup>TH</sup> JUDICIAL DISTRICT BOULDER COUNTY

CONTACT INFORMATION: Ms. JUDE ALLEN  
OFFICE OF THE DISTRICT ATTORNEY  
BOULDER COUNTY COURTS BLDG.  
1035 KIMBARK STREET  
LONGMONT, CO 80501  
(303) 682-6801

TOTAL NUMBER OF NEW CLAIMS RECEIVED DURING THE REPORTING PERIOD – 320

### NUMBER OF CLAIMS PAID/FUNDS EXPENDED

Type of Crime	Number of Claims Paid	Number of Domestic Violence Related Claims	Funds Expended
Assault	152	90	\$303,130.85
Homicide	3	0	\$5,603.02
Sexual Assault	28	5	\$39,127.17
Child Abuse	143		\$126,861.89
DWI/DUI	2		\$1,475.30
Other Vehicular Crime	2		\$4,566.70
Stalking	6	5	\$4,168.50
Robbery	14	10	\$11,122.73
Terrorism	0		\$0.00
Kidnapping	6	1	\$8,823.06
Arson	0	0	\$0.00
Other	9	8	\$8,134.98
<b>Total</b>	<b>365</b>	<b>119</b>	<b>\$513,014.20</b>
<b>Type of Service</b>			
Medical/Dental			\$229,027.75
Mental Health			\$250,319.39
Economic Support			\$19,472.36
Funeral/Burial			\$9,919.93
Crime Scene Clean-up			\$0.00
Forensic Sexual Assault Exams			\$0.00
Other			\$4,274.77
<b>Total</b>			<b>\$513,014.20</b>

## 21<sup>ST</sup> JUDICIAL DISTRICT MESA COUNTY

CONTACT INFORMATION: Ms. MARY SOMMERFELD  
OFFICE OF THE DISTRICT ATTORNEY  
P.O. Box 20,000-5031  
GRAND JUNCTION, CO 81502  
(970) 244-1730

TOTAL NUMBER OF NEW CLAIMS RECEIVED DURING THE REPORTING PERIOD – 160

### NUMBER OF CLAIMS PAID/FUNDS EXPENDED

Type of Crime	Number of Claims Paid	Number of Domestic Violence Related Claims	Funds Expended
Assault	81	37	\$266,234.33
Homicide	14	0	\$44,739.37
Sexual Assault	7	1	\$5,246.15
Child Abuse	75		\$77,447.40
DWI/DUI	0		\$0.00
Other Vehicular Crime	8		\$46,580.09
Stalking	0	0	\$0.00
Robbery	0	0	\$0.00
Terrorism	0		\$0.00
Kidnapping	2	0	\$480.00
Arson	0	0	\$0.00
Other	0	0	\$0.00
<b>Total</b>	187	38	\$440,727.34
<b>Type of Service</b>			
Medical/Dental			\$280,641.07
Mental Health			\$94,671.78
Economic Support			\$36,344.90
Funeral/Burial			\$29,069.59
Crime Scene Clean-up			\$0.00
Forensic Sexual Assault Exams			\$0.00
Other			\$0.00
<b>Total</b>			\$440,727.34

## 22<sup>ND</sup> JUDICIAL DISTRICT DOLORES AND MONTEZUMA COUNTIES

CONTACT INFORMATION: Ms. KELLY CODNER  
OFFICE OF THE DISTRICT ATTORNEY  
103 N. CHESTNUT STREET  
CORTEZ, CO 81321  
(970) 564-2755

TOTAL NUMBER OF NEW CLAIMS RECEIVED DURING THE REPORTING PERIOD – 120

### NUMBER OF CLAIMS PAID/FUNDS EXPENDED

Type of Crime	Number of Claims Paid	Number of Domestic Violence Related Claims	Funds Expended
Assault	34	15	\$21,795.63
Homicide	3	0	\$2,805.98
Sexual Assault	2	1	\$876.47
Child Abuse	19		\$8,136.02
DWI/DUI	0		\$0.00
Other Vehicular Crime	8		\$14,747.24
Stalking	0	0	\$0.00
Robbery	1	0	\$640.00
Terrorism	0		\$0.00
Kidnapping	0	0	\$0.00
Arson	0	0	\$0.00
Other	3	2	\$533.84
<b>Total</b>	70	18	\$49,535.18
<b>Type of Service</b>			
Medical/Dental			\$13,899.16
Mental Health			\$11,656.08
Economic Support			\$7,618.19
Funeral/Burial			\$10,069.40
Crime Scene Clean-up			\$0.00
Forensic Sexual Assault Exams			\$0.00
Other			\$6,292.35
<b>Total</b>			\$49,535.18