



**COLORADO
VICTIM
COMPENSATION
2010 ANNUAL REPORT**

OCTOBER 1, 2009 – SEPTEMBER 30, 2010

(Federal Fiscal Year 2010)

Colorado Department of Public Safety

Division of Criminal Justice, Office for Victims Programs



Financial assistance for victims of violent crimes

March 2011

The Office for Victims Programs exists to improve the physical and emotional recovery of Colorado's crime victims and to restore victims' confidence in the criminal justice system.



JAMES H. DAVIS, EXECUTIVE DIRECTOR, DEPARTMENT OF PUBLIC SAFETY

JEANNE M. SMITH, DIRECTOR, DIVISION OF CRIMINAL JUSTICE

NANCY FELDMAN, MANAGER, OFFICE FOR VICTIMS PROGRAMS

STEPHANIE PIECHOWSKI, FINANCIAL SPECIALIST

ANTHONY J. TILGER, VICTIM COMPENSATION ADMINISTRATOR

COLORADO DEPARTMENT OF PUBLIC SAFETY
DIVISION OF CRIMINAL JUSTICE, OFFICE FOR VICTIMS PROGRAMS
700 KIPLING STREET, SUITE 1000
DENVER, CO 80215
PHONE: 303-239-4442 / TOLL FREE 1-888-282-1080
FAX: 303-239-5743
WEBSITE: <http://dcj.state.co.us/>

TABLE OF CONTENTS

	<u>Page</u>
History	1
Applying for Victim Compensation	2
Compensable Losses	3
Funding	4
Restitution	5
State Revenue by Judicial District – table	6
History of Federal Victim Compensation Awards to the State of Colorado – graph . . .	7
Federal Funds Subgranted to Judicial Districts (FFY 2010) – table.	8
Percentage of Payments by Crime Category – Statewide totals	9
Payments by Service Type – Statewide totals	10
Victim Compensation Program Information	11
Number of Victim Compensation Claims Processed/Funds Expended	
• 1st Judicial District	12
• 2nd Judicial District	13
• 3rd Judicial District	14
• 4th Judicial District	15
• 5th Judicial District	16
• 6th Judicial District	17
• 7th Judicial District	18
• 8th Judicial District	19
• 9th Judicial District	20
• 10th Judicial District	21
• 11th Judicial District	22
• 12th Judicial District	23
• 13th Judicial District	24
• 14th Judicial District	25
• 15th Judicial District	26
• 16th Judicial District	27
• 17th Judicial District	28
• 18th Judicial District	29
• 19th Judicial District	30
• 20th Judicial District	31
• 21st Judicial District	32
• 22nd Judicial District	33

HISTORY

In 1981, the Colorado General Assembly passed legislation creating the Crime Victim Compensation Program. The legislation (C.R.S. 24-4.1, Part 1) created a funding mechanism to assist crime victims with actual expenses incurred as a result of criminal acts that are not reimbursed by another source. The statute applies to compensable crimes committed after July 1, 1982.

The legislation also established victim compensation programs in each of Colorado's 22 judicial districts. Funding and service delivery are decentralized, therefore each district is responsible for the administration, financial management, and decisions regarding its victim compensation funds.

The federal Victims of Crime Act (VOCA) of 1984 provided federal funding as well as state level responsibilities to the Crime Victim Compensation Program. Colorado has received federal funds to supplement the state crime victim compensation program since 1985.

Federal crime victim compensation funds are administered by the Division of Criminal Justice, Colorado Department of Public Safety, and are passed through, or subgranted, to local judicial district Victim Compensation Programs.

The Victims' Compensation and Assistance Coordinating Committee, a governor-appointed advisory board, was responsible for the development and enforcement of the *Standards for the Administration of Crime Victim Compensation Programs*. The Division of Criminal Justice is statutorily mandated to provide staff to support this effort. The first Standards were adopted in 1992 and were amended in 1998 and in 2004. The *Review of Violations of the Standards for the Administration of Crime Victim Compensation and Victim Assistance and Law Enforcement Programs and Related Sanctions* were adopted in 1994.

In 2009, the Colorado General Assembly combined the Office for Victims Program's three victim services boards, including the Coordinating Committee, into one board, the **Crime Victim Services Advisory Board** (Advisory Board). The legislation creating the Advisory Board was signed by Governor Bill Ritter, Jr. on April 16, 2009 and went into effect on July 1, 2009. Pursuant to C.R.S. §24-4.1-117.3(3)(a), the Advisory Board is responsible for the development of, revisions to, compliance with, as well as imposing sanctions for, violations of the *Standards*.

APPLYING FOR VICTIM COMPENSATION

Colorado's decentralized system establishes a separate victim compensation program in each of the 22 judicial districts. Per Colorado statute, victims are required to file claims for compensation in the judicial district where the crime occurred.

Victims may receive a maximum amount of \$20,000 for out-of-pocket expenses not covered by insurance or other collateral sources. Victim Compensation is the "payor of last resort;" therefore, programs require that victims apply for other sources of payment prior to receiving Victim Compensation funds.

Some programs are not able to provide crime victim compensation funds up to the \$20,000 statutory limit. This is due to the number of claims received by the program, as well as the amount of revenue collected in the judicial district. Additional information can be obtained by contacting the administrators in the individual judicial districts.

COMPENSABLE LOSSES

Those eligible for victim compensation funds include any person victimized by violent crime in the state of Colorado, residents of Colorado who are victimized in a state or country that does not have a victim compensation program, or residents of Colorado who are victims of terrorism.

Compensable crimes include:

- Assault
- Child Abuse
- Robbery
- Arson
- Homicide
- DWI/DUI
- Terrorism
- Other violent crimes including some vehicular crimes
- Sexual Assault
- Stalking
- Kidnapping

Victims may receive up to \$20,000 for out-of-pocket expenses not covered by insurance or other collateral sources; and/or, depending on the individual program, up to \$1,000 for emergency awards. Losses which are directly related to the compensable crime are eligible for reimbursement, and may include:

- Medical and dental expenses;
- Mental health expenses;
- Economic support (lost wages; loss of support to dependents);
- Funeral/burial expenses;
- Repair or replacement of doors, locks and/or windows of residential property.

Additionally, applicants must meet the following criteria:

- Have been the victim of an eligible crime, which occurred on or after July 1, 1982, that resulted in an out-of-pocket financial loss;
- Reported the crime to law enforcement within 72 hours;
- Cooperated with law enforcement in the investigation and prosecution of the case;
- Filed for compensation within one year (within six months for eligible property crimes);
- Not have substantially contributed to their victimization.

C.R.S. § 24-4.1-108 (2) delineates which criteria a Board may waive in the interest of justice.

FUNDING

The Victim Compensation Programs in Colorado's 22 judicial districts receive funding from fines and surcharges collected at both the state and federal level. In 2007, the fee structure for state victim compensation funds collected pursuant to C.R.S. § 24-4.1-119 was revised by the passage of Senate Bill 07-55.

Effective July 1, 2007, state victim compensation funds collected from offenders who are convicted of, or receive a deferred sentence for, crimes and/or traffic offenses are classified as follows:

Felony	\$163.00
Misdemeanor	\$ 78.00
Class 1 Misdemeanor Traffic Offenses	\$ 46.00
Class 2 Misdemeanor Traffic Offenses	\$ 33.00
Class A or class B traffic infraction – as delineated in C.R.S. § 24-4.1-119 (f)(I) and C.R.S. § 42-4-1701 (4). (Fees vary as to the type of infraction.)	

Federal victim compensation funds are collected from federal criminal fines and penalties and awarded to the states by the U.S. Department of Justice, Office for Victims of Crime. States may apply for federal funds on a yearly basis. The federal award is based on a formula which equals 60 percent of the total amount of funds paid to victims from state victim compensation funds in the previous federal fiscal year. The Division of Criminal Justice administers these federal funds by subgranting them to individual judicial districts based on their need and spending patterns.

RESTITUTION

Upon sentencing, the court may order the defendant to pay restitution to the victim. Restitution is based on monetary losses suffered by the victim as a result of the crime.

Since a case must reach a final disposition for the court to order restitution, victims may not be awarded restitution for a year or more. Victim Compensation Programs are usually able to make an award to a crime victim within 45 days of receiving a completed application, helping victims meet their initial needs.

The Court may order an offender to repay the Victim Compensation fund for expenses paid to a victim or service provider, on behalf of the victim, from the Victim Compensation fund. In effect, the offender is reimbursing the fund for some or all of the dollars awarded to the victim. This holds the offender accountable for his/her criminal actions.

OTHER SOURCES OF REVENUE

Each year judicial districts receive additional revenue to their victim compensation fund in the form of interest earned on the state dollars collected, refunds from collateral sources and donations to the fund. Additionally, some districts receive a portion of restitution payments made by defendants and not claimed by the intended recipient (unclaimed restitution).

AMERICAN RECOVERY AND REINVESTMENT ACT OF 2009

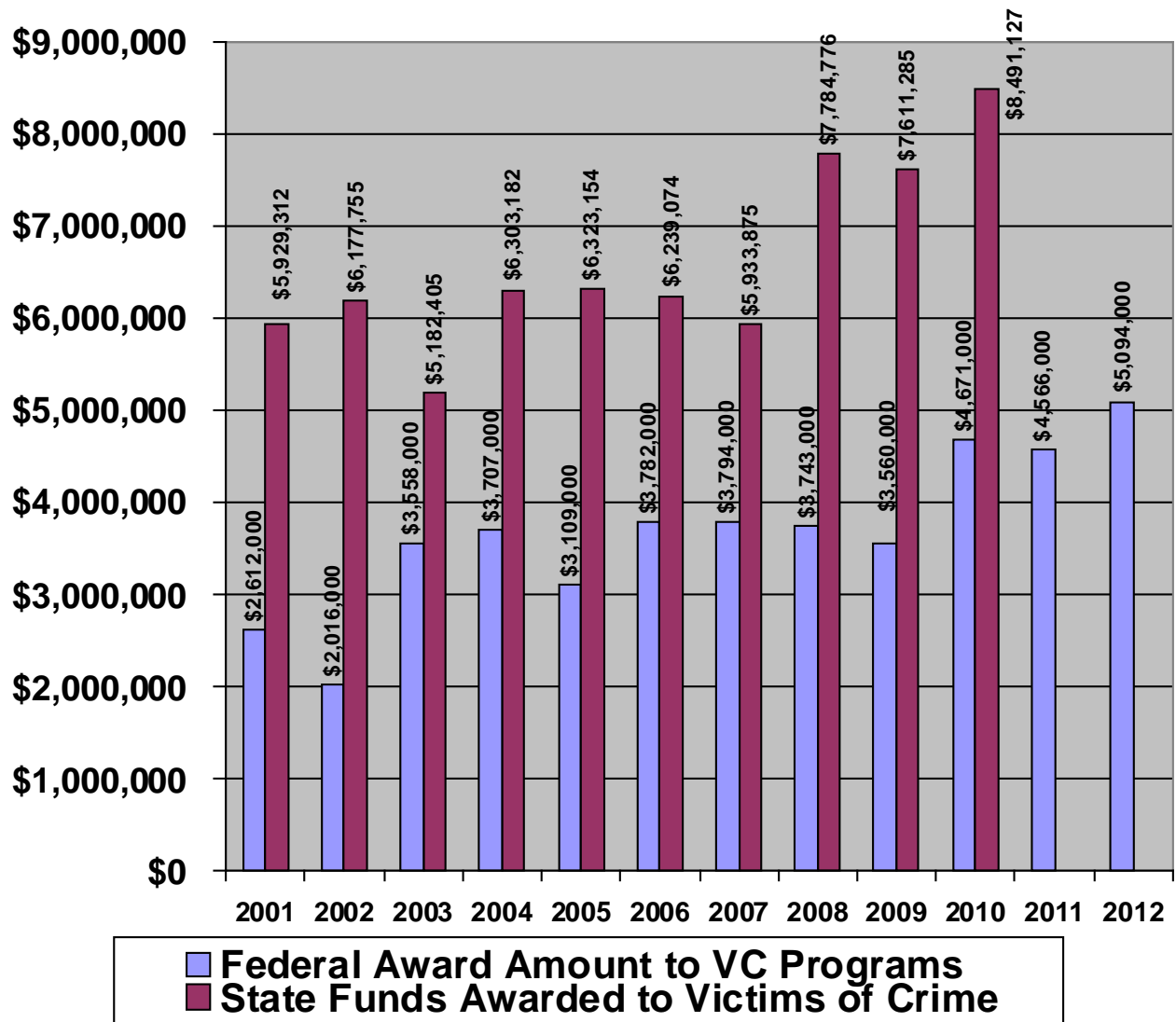
On February 17, 2009, President Obama signed the American Recovery and Reinvestment Act of 2009. Included in this legislation were funds for Victim Compensation programs. The amount of program dollars available to Colorado Victim Compensation programs from the American Recovery and Reinvestment Act of 2009 was \$882,845. All of the American Recovery and Reinvestment Act program monies were expended in Federal Fiscal Year 2010.

**STATE REVENUE BY JUDICIAL DISTRICT
OCTOBER 1, 2009 TO SEPTEMBER 30, 2010**

J.D.	Fines (1)	Interest (5)	Eligible DA Admin Fund* (2)	Eligible Court Admin Fund* (3)	Revenue After Deductions (4)	Restitution (6)	Unclaimed		Amount to Program (9)
							Restitution & Donations (7)	Refunds (8)	
Formula			(1+5)x10%	(1+5)x2.5%	(1+5)-(2+3)				4+6+7+8
1st	\$930,243.07	\$1,386.14	\$93,162.92	\$23,290.73	\$815,175.56	\$143,851.71	\$51,938.95	\$8,210.77	\$1,019,176.99
2nd	\$1,033,250.89	\$0.00	\$103,325.09	\$25,831.27	\$904,094.53	\$233,231.80	\$122,662.25	\$103,555.59	\$1,363,544.17
3rd	\$56,614.36	\$80.68	\$5,669.50	\$1,417.38	\$49,608.16	\$8,078.41	\$504.01	\$460.00	\$58,650.58
4th	\$912,494.81	\$834.01	\$91,332.88	\$22,833.22	\$799,162.72	\$204,973.06	\$410,694.56	\$42,282.23	\$1,457,112.57
5th	\$180,574.79	\$1,870.11	\$18,244.49	\$4,561.12	\$159,639.29	\$25,872.80	\$0.00	\$587.00	\$186,099.09
6th	\$129,000.99	\$353.55	\$12,935.45	\$3,233.86	\$113,185.22	\$37,683.53	\$2,273.00	\$1,785.00	\$154,926.75
7th	\$205,494.53	\$268.22	\$20,576.28	\$5,144.07	\$180,042.41	\$36,802.29	\$0.00	\$841.01	\$217,685.71
8th	\$517,170.10	\$4,768.06	\$52,193.82	\$13,048.45	\$456,695.89	\$90,357.33	\$275.00	\$6,180.82	\$553,509.04
9th	\$175,725.45	\$0.00	\$17,572.55	\$4,393.14	\$153,759.77	\$23,663.01	\$0.00	\$5,518.88	\$182,941.66
10th	\$256,233.76	\$82.39	\$25,631.62	\$6,407.90	\$224,276.63	\$26,893.16	\$4,005.17	\$8,321.77	\$263,496.73
11th	\$159,253.54	\$485.76	\$15,973.93	\$3,993.48	\$139,771.89	\$32,593.61	\$0.00	\$170.00	\$172,535.50
12th	\$133,365.04	\$1,214.92	\$13,458.00	\$3,364.50	\$117,757.47	\$0.00	\$0.00	\$14,351.00	\$132,108.47
13th	\$182,180.25	\$196.64	\$18,237.69	\$4,559.42	\$159,579.78	\$48,915.11	\$0.00	\$1,229.95	\$209,724.84
14th	\$121,242.43	\$214.65	\$12,145.71	\$3,036.43	\$106,274.95	\$69,942.66	\$349.34	\$136.00	\$176,702.95
15th	\$81,446.56	\$2,003.19	\$8,344.98	\$2,086.24	\$73,018.53	\$8,267.24	\$0.00	\$0.00	\$81,285.77
16th	\$59,400.33	\$100.94	\$5,950.13	\$1,487.53	\$52,063.61	\$12,109.57	\$0.00	\$354.00	\$64,527.18
17th	\$769,870.46	\$232.44	\$77,010.29	\$19,252.57	\$673,840.04	\$125,389.65	\$125.00	\$55,146.91	\$854,501.60
18th	\$1,020,812.73	\$1,022.05	\$102,183.48	\$25,545.87	\$894,105.43	\$273,102.99	\$49,615.72	\$25,515.14	\$1,242,339.28
19th	\$531,424.30	\$1,126.91	\$53,255.12	\$13,313.78	\$465,982.31	\$104,450.10	\$0.00	\$16,187.31	\$586,619.72
20th	\$371,034.12	\$619.02	\$37,165.31	\$9,291.33	\$325,196.50	\$95,994.04	\$0.00	\$16,015.64	\$437,206.18
21st	\$356,103.10	\$96.64	\$35,619.97	\$8,904.99	\$311,674.77	\$76,028.90	\$10,781.97	\$2,824.40	\$401,310.04
22nd	\$58,592.38	\$76.50	\$5,866.89	\$1,466.72	\$51,335.27	\$21,843.05	\$1,472.93	\$1,453.35	\$76,104.60
TOTAL	\$8,241,527.99	\$17,032.82	\$825,856.08	\$206,464.02	\$7,226,240.71	\$1,700,044.02	\$654,697.90	\$311,126.77	\$9,892,109.40

* Administrative Funds: Pursuant to statute, the District Attorney and the Court Administrator may use no more than 12.5% (10% District Attorney, 2.5% Court Administrator) of new monies deposited into the victim compensation fund for administrative costs. In some instances, unused administrative funds are returned to the program portion of the fund for the benefit of victims.

HISTORY OF FEDERAL AND STATE VICTIM COMPENSATION FUNDS FOR THE STATE OF COLORADO



FEDERAL FISCAL YEAR	STATE FUNDS AWARDED	FEDERAL AWARD AMOUNT
2001	\$5,929,312	\$2,612,000
2002	\$6,177,755	\$2,016,000
2003	\$5,182,405	\$3,558,000
2004	\$6,303,182	\$3,707,000
2005	\$6,323,154	\$3,109,000
2006	\$6,239,074	\$3,782,000
2007	\$5,933,875	\$3,794,000
2008	\$7,784,776	\$3,743,000
2009	\$7,611,285	\$3,560,000
2010	\$8,491,127	\$4,671,000
2011		(EST.) \$4,566,000
2012		(EST.) \$5,094,000

FEDERAL FUNDS SUBGRANTED* TO JUDICIAL DISTRICTS
 OCTOBER 1, 2009 TO SEPTEMBER 30, 2010
 (FEDERAL FISCAL YEAR 2010)

JD	Amount of federal dollars
1st	\$ 997,315
2nd	\$1,500,000
3rd	\$
4th	\$ 492,000
5th	\$
6th	\$
7th	\$
8th	\$
9th	\$ 50,000
10th	\$ 40,000
11th	\$
12th	\$
13th	\$
14th	\$
15th	\$
16th	\$
17th	\$ 942,845**
18th	\$ 350,000
19th	\$
20th	\$ 287,117
21st	\$ 150,000***
22nd	\$ 32,000

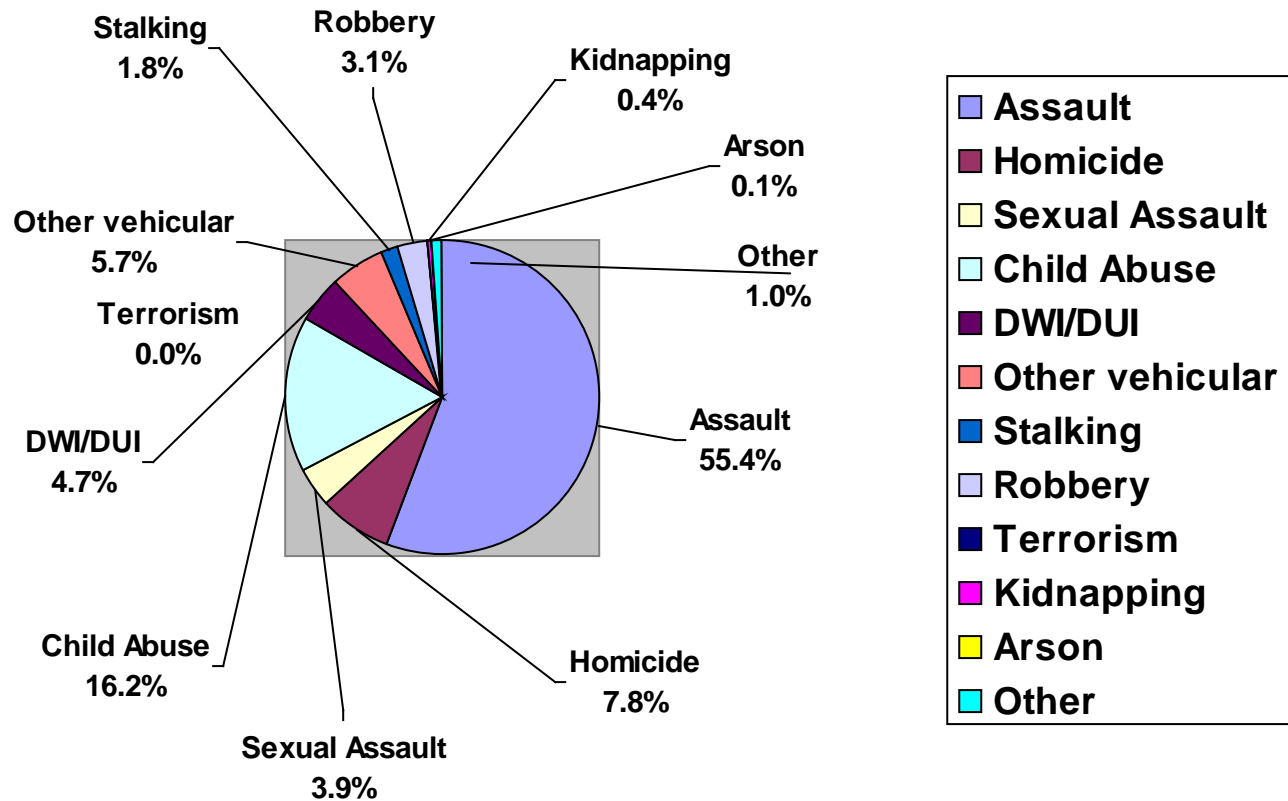
Judicial Districts are eligible to receive federal victim compensation funds based upon an actuarial calculation. This calculation takes into consideration a district's fund balance, and weighted expenditure patterns over previous years. Some federal funds are also provided to judicial districts for emergencies and/or fund balance shortfalls in order to stabilize the victim compensation funds, if necessary. Not all districts need or apply for federal funds. As the table on this page indicates, ten of the districts utilized federal supplemental funds during the fiscal year.

*The amount subgranted may not equal the dollars spent in the federal fiscal year, as monies may be carried over into the next fiscal year. (For example, in FFY 2009, the 17th Judicial District was awarded \$340,000 in 09 Recovery Act funds that were expended in FFY 2010).

**\$392,845 of the \$942,845 was awarded from the 09 Recovery Act funds.

***\$150,000 was awarded from the 09 Recovery Act funds.

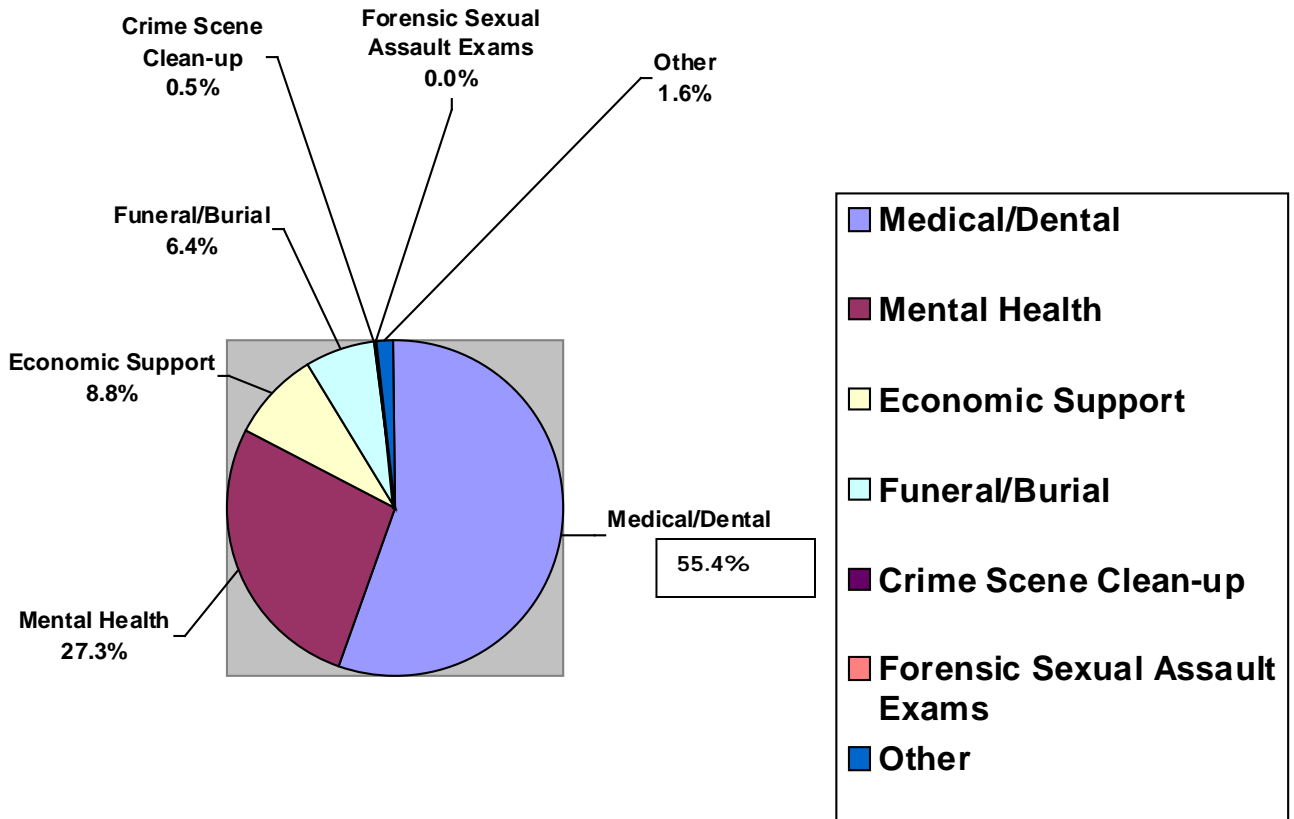
PERCENTAGE OF PAYMENTS BY CRIME CATEGORY – STATEWIDE TOTALS
OCTOBER 1, 2009 TO SEPTEMBER 30, 2010¹



TOTAL PAYMENTS BY CRIME CATEGORY	NUMBER OF CLAIMS	NUMBER OF D.V. CLAIMS (OF TOTAL CLAIMS)	TOTAL AWARD
ASSAULT	3406	1695	\$7,899,877.77
HOMICIDE	385	62	\$1,106,183.28
SEXUAL ASSAULT	542	59	\$560,782.88
CHILD ABUSE	2266		\$2,307,371.75
DWI/DUI	184		\$670,266.25
OTHER VEHICULAR CRIMES	228		\$811,807.16
STALKING	179	122	\$249,763.59
ROBBERY	352	31	\$439,791.02
TERRORISM	0		\$0.00
KIDNAPPING	36	19	\$54,178.35
ARSON	10	5	\$11,238.01
OTHER	170	134	\$143,080.11
TOTAL	7758	2127	\$14,254,340.17

¹ Includes American Recovery and Reinvestment Act of 2009 monies.

PAYMENTS BY SERVICE TYPE – STATEWIDE TOTALS
OCTOBER 1, 2009 TO SEPTEMBER 30, 2010²



TOTAL DOLLARS PAID BY SERVICE TYPE	TOTAL AWARD
MEDICAL/DENTAL	\$7,893,971.57
MENTAL HEALTH	\$3,893,107.58
ECONOMIC SUPPORT	\$1,255,784.82
FUNERAL/BURIAL	\$917,972.11
CRIME SCENE CLEAN-UP	\$61,888.76
FORENSIC SEXUAL ASSAULT EXAMS	\$2,491.56
OTHER	\$229,123.77
TOTAL	\$14,254,340.17

² Includes American Recovery and Reinvestment Act of 2009 monies.

VICTIM COMPENSATION PROGRAM INFORMATION

The Victim Compensation Program for each judicial district is located at the District Attorney's Office. To obtain information about filing an application, a victim of a crime should contact the victim compensation administrator in the judicial district where the crime occurred.

Questions may also be directed to: The Division of Criminal Justice, 700 Kipling Street, Suite 1000, Denver, CO 80215; 303-239-4493 or toll free within Colorado at 1-888-282-1080.

Additional information about Colorado's Victim Compensation program is also provided on the Division of Criminal Justice, Office for Victims Program's website at:

<http://dcj.state.co.us/ovp/>

1ST JUDICIAL DISTRICT GILPIN AND JEFFERSON COUNTIES

CONTACT INFORMATION: Ms. AMY GREER
OFFICE OF THE DISTRICT ATTORNEY
500 JEFFERSON COUNTY PARKWAY
GOLDEN, CO 80401-6020
(303) 271-6846

TOTAL NUMBER OF NEW CLAIMS RECEIVED DURING THE REPORTING PERIOD – 1,818

NUMBER OF CLAIMS PAID/FUNDS EXPENDED

Type of Crime	Number of Claims Paid	Number of Domestic Violence Related Claims	Funds Expended
Assault	364	232	\$940,657.97
Homicide	17	0	\$72,498.34
Sexual Assault	67	9	\$97,726.12
Child Abuse	422		\$669,732.78
DWI/DUI	17		\$47,567.03
Other Vehicular Crime	17		\$111,173.64
Stalking	121	102	\$146,681.78
Robbery	74	2	\$71,846.77
Terrorism	0		\$0.00
Kidnapping	10	3	\$18,180.82
Arson	0	0	\$0.00
Other	35	35	\$36,946.57
Total	1144	383	\$2,213,011.82
Type of Service			Funds Expended
Medical/Dental			\$796,169.83
Mental Health			\$1,043,364.44
Economic Support			\$196,906.84
Funeral/Burial			\$77,682.54
Crime Scene Clean-up			\$33,796.09
Forensic Sexual Assault Exams			\$0.00
Other			\$65,092.08
Total			\$2,213,011.82

2ND JUDICIAL DISTRICT DENVER COUNTY

CONTACT INFORMATION: Ms. LINDA FERRY
OFFICE OF THE DISTRICT ATTORNEY
201 W. COLFAX, DEPT. 801
DENVER, CO 80202
(720) 913-9253

TOTAL NUMBER OF NEW CLAIMS RECEIVED DURING THE REPORTING PERIOD – 1,063

NUMBER OF CLAIMS PAID/FUNDS EXPENDED

Type of Crime	Number of Claims Paid	Number of Domestic Violence Related Claims	Funds Expended
Assault	610	187	\$1,573,506.58
Homicide	45	8	\$123,536.95
Sexual Assault	79	8	\$82,291.53
Child Abuse	176		\$147,775.25
DWI/DUI	58		\$207,233.22
Other Vehicular Crime	31		\$151,479.75
Stalking	18	1	\$53,121.92
Robbery	84	1	\$158,855.74
Terrorism	0		\$0.00
Kidnapping	0	0	\$0.00
Arson	0	0	\$0.00
Other	2	2	\$942.30
Total	1103	207	\$2,498,743.24
Type of Service			Funds Expended
Medical/Dental			\$1,698,750.46
Mental Health			\$343,443.64
Economic Support			\$281,444.40
Funeral/Burial			\$149,120.15
Crime Scene Clean-up			\$750.00
Forensic Sexual Assault Exams			\$2,220.09
Other			\$23,014.50
Total			\$2,498,743.24

3RD JUDICIAL DISTRICT HUERFANO AND LAS ANIMAS COUNTIES

CONTACT INFORMATION: Ms. SHARON WARREN
OFFICE OF THE DISTRICT ATTORNEY
200 E. 1ST STREET, #302
TRINIDAD, CO 81082
(719) 846-9224

TOTAL NUMBER OF NEW CLAIMS RECEIVED DURING THE REPORTING PERIOD – 45

NUMBER OF CLAIMS PAID/FUNDS EXPENDED

Type of Crime	Number of Claims Paid	Number of Domestic Violence Related Claims	Funds Expended
Assault	23	5	\$58,528.70
Homicide	8	0	\$10,835.06
Sexual Assault	2	0	\$1,779.20
Child Abuse	1		\$240.00
DWI/DUI	1		\$1,122.97
Other Vehicular Crime	0		\$0.00
Stalking	0	0	\$0.00
Robbery	1	0	\$1,140.00
Terrorism	0		\$0.00
Kidnapping	0	0	\$0.00
Arson	0	0	\$0.00
Other	2	0	\$2,386.41
Total	38	5	\$76,032.34
Type of Service			
Medical/Dental			\$59,777.91
Mental Health			\$1,734.16
Economic Support			\$4,144.72
Funeral/Burial			\$7,151.48
Crime Scene Clean-up			\$1,623.69
Forensic Sexual Assault Exams			\$0.00
Other			\$1,600.38
Total			\$76,032.34

4TH JUDICIAL DISTRICT EL PASO AND TELLER COUNTIES

CONTACT INFORMATION: Ms. ROBYN VELASCO
OFFICE OF THE DISTRICT ATTORNEY
105 EAST VERMIJO, SUITE 111
COLORADO SPRINGS, CO 80903
(719) 520-6915

TOTAL NUMBER OF NEW CLAIMS RECEIVED DURING THE REPORTING PERIOD – 1,132

NUMBER OF CLAIMS PAID/FUNDS EXPENDED

Type of Crime	Number of Claims Paid	Number of Domestic Violence Related Claims	Funds Expended
Assault	320	133	\$871,067.41
Homicide	69	5	\$142,718.05
Sexual Assault	46	2	\$32,394.17
Child Abuse	231		\$143,597.27
DWI/DUI	20		\$69,406.19
Other Vehicular Crime	34		\$107,473.50
Stalking	1	0	\$240.00
Robbery	50	0	\$78,724.86
Terrorism	0		\$0.00
Kidnapping	3	3	\$5,569.59
Arson	0	0	\$0.00
Other	8	0	\$2,062.99
Total	782	143	\$1,453,254.03
Type of Service			
Medical/Dental			\$961,703.13
Mental Health			\$221,058.92
Economic Support			\$117,958.76
Funeral/Burial			\$141,859.84
Crime Scene Clean-up			\$6,330.56
Forensic Sexual Assault Exams			\$0.00
Other			\$4,342.82
Total			\$1,453,254.03

5TH JUDICIAL DISTRICT CLEAR CREEK, EAGLE, LAKE AND SUMMIT COUNTIES

CONTACT INFORMATION: Ms. KRISTA WHITTLE
OFFICE OF THE DISTRICT ATTORNEY
P.O. Box 2000
GEORGETOWN, CO 80444
(303) 569-2567 EXT. 3

TOTAL NUMBER OF NEW CLAIMS RECEIVED DURING THE REPORTING PERIOD – 78

NUMBER OF CLAIMS PAID/FUNDS EXPENDED

Type of Crime	Number of Claims Paid	Number of Domestic Violence Related Claims	Funds Expended
Assault	52	32	\$127,207.40
Homicide	3	0	\$30,837.00
Sexual Assault	8	0	\$12,415.31
Child Abuse	19		\$19,505.00
DWI/DUI	3		\$16,371.49
Other Vehicular Crime	0		\$0.00
Stalking	2	0	\$2,175.00
Robbery	0	0	\$0.00
Terrorism	0		\$0.00
Kidnapping	1	1	\$1,417.00
Arson	0	0	\$0.00
Other	1	0	\$400.00
Total	89	33	\$210,328.20
Type of Service			
Medical/Dental			\$100,652.99
Mental Health			\$55,941.64
Economic Support			\$52,530.41
Funeral/Burial			\$773.73
Crime Scene Clean-up			\$0.00
Forensic Sexual Assault Exams			\$0.00
Other			\$429.43
Total			\$210,328.20

6TH JUDICIAL DISTRICT ARCHULETA, LA PLATA AND SAN JUAN COUNTIES

CONTACT INFORMATION: Ms. JANE FOY
OFFICE OF THE DISTRICT ATTORNEY
P.O. DRAWER 3455
DURANGO, CO 81302
(970) 247-8850

TOTAL NUMBER OF NEW CLAIMS RECEIVED DURING THE REPORTING PERIOD – 130

NUMBER OF CLAIMS PAID/FUNDS EXPENDED

Type of Crime	Number of Claims Paid	Number of Domestic Violence Related Claims	Funds Expended
Assault	92	55	\$205,632.23
Homicide	2	1	\$12,038.97
Sexual Assault	20	0	\$19,448.27
Child Abuse	17		\$24,982.00
DWI/DUI	4		\$5,248.21
Other Vehicular Crime	7		\$8,938.89
Stalking	1	1	\$1,100.00
Robbery	2	0	\$3,405.13
Terrorism	0		\$0.00
Kidnapping	1	0	\$1,360.00
Arson	0	0	\$0.00
Other	1	0	\$1,190.00
Total	147	57	\$283,343.70
Type of Service			
Medical/Dental			\$180,207.26
Mental Health			\$95,597.95
Economic Support			\$3,814.88
Funeral/Burial			\$0.00
Crime Scene Clean-up			\$552.20
Forensic Sexual Assault Exams			\$0.00
Other			\$3,171.41
Total			\$283,343.70

7TH JUDICIAL DISTRICT
DELTA, GUNNISON, HINSDALE, MONTROSE, OURAY AND SAN
MIGUEL COUNTIES

CONTACT INFORMATION: Ms. ELEASHA CERVANTES
OFFICE OF THE DISTRICT ATTORNEY
MONTROSE COUNTY JUSTICE CENTER
1200 N. GRAND AVE., #D
MONTROSE, CO 81401
(970) 252-4266

TOTAL NUMBER OF NEW CLAIMS RECEIVED DURING THE REPORTING PERIOD – 169

NUMBER OF CLAIMS PAID/FUNDS EXPENDED

Type of Crime	Number of Claims Paid	Number of Domestic Violence Related Claims	Funds Expended
Assault	44	20	\$45,365.28
Homicide	10	0	\$15,403.60
Sexual Assault	5	1	\$3,306.26
Child Abuse	19		\$12,414.25
DWI/DUI	7		\$8,736.58
Other Vehicular Crime	2		\$9,426.18
Stalking	2	1	\$132.50
Robbery	0	0	\$0.00
Terrorism	0		\$0.00
Kidnapping	0	0	\$0.00
Arson	2	2	\$1,955.97
Other	11	10	\$5,000.29
Total	102	34	\$101,740.91
Type of Service			
Medical/Dental			\$48,382.39
Mental Health			\$28,966.33
Economic Support			\$13,612.85
Funeral/Burial			\$7,441.46
Crime Scene Clean-up			\$0.00
Forensic Sexual Assault Exams			\$0.00
Other			\$3,337.88
Total			\$101,740.91

8TH JUDICIAL DISTRICT JACKSON AND LARIMER COUNTIES

CONTACT INFORMATION: Ms. AMANDA BRUMMER
OFFICE OF THE DISTRICT ATTORNEY
201 LA PORTE AVE., SUITE 200
FORT COLLINS, CO 80521-2763
(970) 498-7200

TOTAL NUMBER OF NEW CLAIMS RECEIVED DURING THE REPORTING PERIOD – 623

NUMBER OF CLAIMS PAID/FUNDS EXPENDED

Type of Crime	Number of Claims Paid	Number of Domestic Violence Related Claims	Funds Expended
Assault	162	86	\$327,108.27
Homicide	19	1	\$43,019.80
Sexual Assault	59	3	\$59,016.34
Child Abuse	266		\$280,196.28
DWI/DUI	3		\$8,018.25
Other Vehicular Crime	10		\$27,601.64
Stalking	3	2	\$3,325.00
Robbery	4	0	\$6,426.76
Terrorism	0		\$0.00
Kidnapping	3	1	\$5,817.07
Arson	0	0	\$0.00
Other	31	21	\$29,755.42
Total	560	114	\$790,284.83
Type of Service			
Medical/Dental			\$304,714.99
Mental Health			\$371,955.37
Economic Support			\$30,329.49
Funeral/Burial			\$32,364.05
Crime Scene Clean-up			\$4,185.18
Forensic Sexual Assault Exams			\$0.00
Other			\$46,735.75
Total			\$790,284.83

**9TH JUDICIAL DISTRICT
GARFIELD, PITKIN AND RIO BLANCO COUNTIES**

CONTACT INFORMATION: Ms. LIZ COOK
OFFICE OF THE DISTRICT ATTORNEY
109 8TH STREET, SUITE 308
GLENWOOD SPRINGS, CO 81601
(970) 384-3517

TOTAL NUMBER OF NEW CLAIMS RECEIVED DURING THE REPORTING PERIOD – 154

NUMBER OF CLAIMS PAID/FUNDS EXPENDED

Type of Crime	Number of Claims Paid	Number of Domestic Violence Related Claims	Funds Expended
Assault	95	63	\$199,747.45
Homicide	2	0	\$2,515.40
Sexual Assault	23	5	\$26,883.93
Child Abuse	31		\$31,112.03
DWI/DUI	2		\$1,415.70
Other Vehicular Crime	3		\$17,652.50
Stalking	3	2	\$5,867.39
Robbery	2	1	\$3,375.00
Terrorism	0		\$0.00
Kidnapping	1	1	\$4,729.40
Arson	1	1	\$747.90
Other	17	16	\$19,344.96
Total	180	89	\$313,391.66
Type of Service			
Medical/Dental			\$176,511.37
Mental Health			\$58,562.90
Economic Support			\$66,797.75
Funeral/Burial			\$7,611.75
Crime Scene Clean-up			\$516.84
Forensic Sexual Assault Exams			\$271.47
Other			\$3,119.58
Total			\$313,391.66

10TH JUDICIAL DISTRICT PUEBLO COUNTY

CONTACT INFORMATION: Ms. FLORENCE HUNT
OFFICE OF THE DISTRICT ATTORNEY
701 COURT STREET
PUEBLO, CO 81003
(719) 583-6092

TOTAL NUMBER OF NEW CLAIMS RECEIVED DURING THE REPORTING PERIOD – 141

NUMBER OF CLAIMS PAID/FUNDS EXPENDED

Type of Crime	Number of Claims Paid	Number of Domestic Violence Related Claims	Funds Expended
Assault	97	22	\$214,489.57
Homicide	9	0	\$40,425.84
Sexual Assault	7	1	\$2,885.18
Child Abuse	35		\$17,700.05
DWI/DUI	10		\$34,176.67
Other Vehicular Crime	8		\$26,779.71
Stalking	0	0	\$0.00
Robbery	10	0	\$3,378.94
Terrorism	0		\$0.00
Kidnapping	0	0	\$0.00
Arson	0	0	\$0.00
Other	0	0	\$0.00
Total	176	23	\$339,835.96
Type of Service			
Medical/Dental			\$216,273.74
Mental Health			\$18,152.50
Economic Support			\$14,091.98
Funeral/Burial			\$83,687.17
Crime Scene Clean-up			\$1,641.28
Forensic Sexual Assault Exams			\$0.00
Other			\$5,989.29
Total			\$339,835.96

11TH JUDICIAL DISTRICT

CHAFFEE, CUSTER, FREMONT AND PARK COUNTIES

CONTACT INFORMATION: Ms. BARBARA TOPLISS
 OFFICE OF THE DISTRICT ATTORNEY
 136 JUSTICE CENTER ROAD, ROOM 203
 CANON CITY, CO 81212
 (719) 269-0170

TOTAL NUMBER OF NEW CLAIMS RECEIVED DURING THE REPORTING PERIOD –153

NUMBER OF CLAIMS PAID/FUNDS EXPENDED

Type of Crime	Number of Claims Paid	Number of Domestic Violence Related Claims	Funds Expended
Assault	93	74	\$56,940.55
Homicide	5	1	\$7,206.41
Sexual Assault	6	1	\$5,051.92
Child Abuse	11		\$8,073.42
DWI/DUI	1		\$1,875.00
Other Vehicular Crime	4		\$28,319.65
Stalking	0	0	\$0.00
Robbery	0	0	\$0.00
Terrorism	0		\$0.00
Kidnapping	1	1	\$502.11
Arson	1	1	\$3,822.93
Other	1	1	\$605.00
Total	123	79	\$112,396.99
Type of Service			
Medical/Dental			\$19,599.88
Mental Health			\$30,319.19
Economic Support			\$49,638.31
Funeral/Burial			\$9,727.21
Crime Scene Clean-up			\$0.00
Forensic Sexual Assault Exams			\$0.00
Other			\$3,112.40
Total			\$112,396.99

**12TH JUDICIAL DISTRICT
ALAMOSA, CONEJOS, COSTILLA, MINERAL, RIO GRANDE AND
SAGUACHE COUNTIES**

CONTACT INFORMATION: Ms. TAMMY ROGERS
OFFICE OF THE DISTRICT ATTORNEY
426 SAN JUAN AVE.
ALAMOSA, CO 81101
(719) 589-3691

TOTAL NUMBER OF NEW CLAIMS RECEIVED DURING THE REPORTING PERIOD – 63

NUMBER OF CLAIMS PAID/FUNDS EXPENDED

Type of Crime	Number of Claims Paid	Number of Domestic Violence Related Claims	Funds Expended
Assault	24	6	\$104,642.43
Homicide	8	2	\$18,756.65
Sexual Assault	0	0	\$0.00
Child Abuse	4		\$1,875.75
DWI/DUI	4		\$5,641.02
Other Vehicular Crime	4		\$15,699.60
Stalking	0	0	\$0.00
Robbery	0	0	\$0.00
Terrorism	0		\$0.00
Kidnapping	0	0	\$0.00
Arson	0	0	\$0.00
Other	1	0	\$300.00
Total	45	8	\$146,915.45
Type of Service			
Medical/Dental			\$105,625.09
Mental Health			\$740.00
Economic Support			\$8,530.23
Funeral/Burial			\$31,520.13
Crime Scene Clean-up			\$500.00
Forensic Sexual Assault Exams			\$0.00
Other			\$0.00
Total			\$146,915.45

13TH JUDICIAL DISTRICT
KIT CARSON, LOGAN, MORGAN, PHILLIPS, SEDGWICK,
WASHINGTON AND YUMA COUNTIES

CONTACT INFORMATION: Ms. JILL OLSEN
OFFICE OF THE DISTRICT ATTORNEY
400 WARNER STREET
FORT MORGAN, CO 80701
(970) 542-3420

TOTAL NUMBER OF NEW CLAIMS RECEIVED DURING THE REPORTING PERIOD – 211

NUMBER OF CLAIMS PAID/FUNDS EXPENDED

Type of Crime	Number of Claims Paid	Number of Domestic Violence Related Claims	Funds Expended
Assault	105	74	\$177,375.43
Homicide	4	0	\$16,011.01
Sexual Assault	23	4	\$18,239.17
Child Abuse	56		\$61,184.88
DWI/DUI	5		\$40,659.67
Other Vehicular Crime	1		\$3,064.17
Stalking	1	0	\$70.00
Robbery	7	1	\$4,075.88
Terrorism	0		\$0.00
Kidnapping	1	0	\$140.00
Arson	1	0	\$941.21
Other	1	0	\$280.00
Total	205	79	\$322,041.42
Type of Service			
Medical/Dental			\$175,220.32
Mental Health			\$62,369.57
Economic Support			\$70,104.29
Funeral/Burial			\$11,375.88
Crime Scene Clean-up			\$0.00
Forensic Sexual Assault Exams			\$0.00
Other			\$2,971.36
Total			\$322,041.42

14TH JUDICIAL DISTRICT GRAND, MOFFAT AND ROUTT COUNTIES

CONTACT INFORMATION: Ms. DONNA ZULIAN
OFFICE OF THE DISTRICT ATTORNEY
P.O. Box 770129
STEAMBOAT SPRINGS, CO 80477
(970) 824-9143

TOTAL NUMBER OF NEW CLAIMS RECEIVED DURING THE REPORTING PERIOD – 46

NUMBER OF CLAIMS PAID/FUNDS EXPENDED

Type of Crime	Number of Claims Paid	Number of Domestic Violence Related Claims	Funds Expended
Assault	40	24	\$60,169.77
Homicide	3	2	\$16,800.10
Sexual Assault	1	0	\$1,050.00
Child Abuse	14		\$9,849.52
DWI/DUI	0		\$0.00
Other Vehicular Crime	2		\$10,779.99
Stalking	0	0	\$0.00
Robbery	1	0	\$934.00
Terrorism	0		\$0.00
Kidnapping	0	0	\$0.00
Arson	0	0	\$0.00
Other	3	3	\$1,323.74
Total	64	29	\$100,907.12
Type of Service			
Medical/Dental			\$43,199.56
Mental Health			\$15,109.52
Economic Support			\$23,689.93
Funeral/Burial			\$17,930.09
Crime Scene Clean-up			\$166.34
Forensic Sexual Assault Exams			\$0.00
Other			\$811.68
Total			\$100,907.12

15TH JUDICIAL DISTRICT BACA, CHEYENNE, KIOWA AND PROWERS COUNTIES

CONTACT INFORMATION: Ms. TAMMY WILLIAMS
OFFICE OF THE DISTRICT ATTORNEY
110 OAK STREET
LAMAR, CO 81052
(719) 336-7446

TOTAL NUMBER OF NEW CLAIMS RECEIVED DURING THE REPORTING PERIOD – 14

NUMBER OF CLAIMS PAID/FUNDS EXPENDED

Type of Crime	Number of Claims Paid	Number of Domestic Violence Related Claims	Funds Expended
Assault	5	4	\$2,879.64
Homicide	2	0	\$5,900.00
Sexual Assault	2	0	\$210.22
Child Abuse	3		\$1,326.36
DWI/DUI	0		\$0.00
Other Vehicular Crime	1		\$5,500.00
Stalking	0	0	\$0.00
Robbery	1	0	\$460.11
Terrorism	0		\$0.00
Kidnapping	0	0	\$0.00
Arson	0	0	\$0.00
Other	0	0	\$0.00
Total	14	4	\$16,276.33
Type of Service			
Medical/Dental			\$2,341.53
Mental Health			\$2,163.50
Economic Support			\$174.72
Funeral/Burial			\$11,000.00
Crime Scene Clean-up			\$413.67
Forensic Sexual Assault Exams			\$0.00
Other			\$182.91
Total			\$16,276.33

16TH JUDICIAL DISTRICT BENT, CROWLEY AND OTERO COUNTIES

CONTACT INFORMATION: Ms. PATTY GAUNA
OFFICE OF THE DISTRICT ATTORNEY
P.O. BOX 980
LA JUNTA, CO 81050
(719) 384-8786

TOTAL NUMBER OF NEW CLAIMS RECEIVED DURING THE REPORTING PERIOD – 27

NUMBER OF CLAIMS PAID/FUNDS EXPENDED

Type of Crime	Number of Claims Paid	Number of Domestic Violence Related Claims	Funds Expended
Assault	46	25	\$101,067.59
Homicide	4	1	\$11,332.41
Sexual Assault	2	1	\$1,508.73
Child Abuse	1		\$1,000.00
DWI/DUI	1		\$14,758.94
Other Vehicular Crime	3		\$30,137.06
Stalking	0	0	\$0.00
Robbery	4	0	\$10,995.43
Terrorism	0		\$0.00
Kidnapping	0	0	\$0.00
Arson	0	0	\$0.00
Other	0	0	\$0.00
Total	61	27	\$170,800.16
Type of Service			
Medical/Dental			\$134,994.37
Mental Health			\$4,617.41
Economic Support			\$15,672.00
Funeral/Burial			\$9,446.41
Crime Scene Clean-up			\$0.00
Forensic Sexual Assault Exams			\$0.00
Other			\$6,069.97
Total			\$170,800.16

17TH JUDICIAL DISTRICT ADAMS AND BROOMFIELD COUNTIES

CONTACT INFORMATION: Ms. JOHNNA ALIG
OFFICE OF THE DISTRICT ATTORNEY
1000 JUDICIAL CENTER DRIVE, STE. 100
BRIGHTON, CO 80601
(303) 835-5614

TOTAL NUMBER OF NEW CLAIMS RECEIVED DURING THE REPORTING PERIOD – 1,592

NUMBER OF CLAIMS PAID/FUNDS EXPENDED

Type of Crime	Number of Claims Paid	Number of Domestic Violence Related Claims	Funds Expended
Assault	457	275	\$1,016,827.83
Homicide	89	21	\$244,601.27
Sexual Assault	53	8	\$48,549.41
Child Abuse	239		\$212,634.54
DWI/DUI	25		\$99,931.83
Other Vehicular Crime	25		\$64,861.04
Stalking	10	4	\$19,772.00
Robbery	75	5	\$59,431.23
Terrorism	0		\$0.00
Kidnapping	7	4	\$13,342.45
Arson	5	1	\$3,770.00
Other	9	6	\$8,232.83
Total	994	324	\$1,791,954.43
Type of Service			
Medical/Dental			\$1,114,946.00
Mental Health			\$454,210.99
Economic Support			\$90,324.72
Funeral/Burial			\$93,700.54
Crime Scene Clean-up			\$1,169.96
Forensic Sexual Assault Exams			\$0.00
Other			\$37,602.22
Total			\$1,791,954.43

18TH JUDICIAL DISTRICT

ARAPAHOE, DOUGLAS, ELBERT AND LINCOLN COUNTIES

CONTACT INFORMATION: Ms. WENDY BUTER
 OFFICE OF THE DISTRICT ATTORNEY
 6450 S. REVERE PARKWAY
 CENTENNIAL, CO 80111
 (720) 874-8607

TOTAL NUMBER OF NEW CLAIMS RECEIVED DURING THE REPORTING PERIOD – 1,039

NUMBER OF CLAIMS PAID/FUNDS EXPENDED

Type of Crime	Number of Claims Paid	Number of Domestic Violence Related Claims	Funds Expended
Assault	403	214	\$849,463.00
Homicide	30	2	\$99,674.00
Sexual Assault	76	11	\$68,591.00
Child Abuse	348		\$334,648.00
DWI/DUI	13		\$65,078.00
Other Vehicular Crime	33		\$90,818.00
Stalking	9	2	\$8,493.00
Robbery	10	4	\$12,669.00
Terrorism	0		\$0.00
Kidnapping	2	1	\$1,721.00
Arson	0	0	\$0.00
Other	0	0	\$0.00
Total	924	234	\$1,531,155.00
Type of Service			
Medical/Dental			\$784,894.00
Mental Health			\$533,151.00
Economic Support			\$97,174.00
Funeral/Burial			\$108,406.00
Crime Scene Clean-up			\$151.00
Forensic Sexual Assault Exams			\$0.00
Other			\$7,379.00
Total			\$1,531,155.00

19TH JUDICIAL DISTRICT WELD COUNTY

CONTACT INFORMATION: Ms. KAROL PATCH
OFFICE OF THE DISTRICT ATTORNEY
P.O. BOX 1167
GREELEY, CO 80632
(970) 356-4000 EXT. 4748

TOTAL NUMBER OF NEW CLAIMS RECEIVED DURING THE REPORTING PERIOD – 343

NUMBER OF CLAIMS PAID/FUNDS EXPENDED

Type of Crime	Number of Claims Paid	Number of Domestic Violence Related Claims	Funds Expended
Assault	96	33	\$238,836.51
Homicide	31	17	\$86,019.55
Sexual Assault	19	1	\$22,426.53
Child Abuse	104		\$99,971.44
DWI/DUI	5		\$16,804.78
Other Vehicular Crime	4		\$9,975.09
Stalking	1	1	\$1,520.00
Robbery	8	1	\$5,598.42
Terrorism	0		\$0.00
Kidnapping	4	4	\$959.71
Arson	0	0	\$0.00
Other	16	13	\$10,396.77
Total	288	70	\$492,508.80
Type of Service			
Medical/Dental			\$257,948.64
Mental Health			\$155,290.56
Economic Support			\$41,613.68
Funeral/Burial			\$27,763.97
Crime Scene Clean-up			\$9,891.95
Forensic Sexual Assault Exams			\$0.00
Other			\$0.00
Total			\$492,508.80

20TH JUDICIAL DISTRICT BOULDER COUNTY

CONTACT INFORMATION: Ms. JUDE ALLEN
OFFICE OF THE DISTRICT ATTORNEY
BOULDER COUNTY COURTS BLDG.
1035 KIMBARK STREET
LONGMONT, CO 80501
(303) 682-6801

TOTAL NUMBER OF NEW CLAIMS RECEIVED DURING THE REPORTING PERIOD – 374

NUMBER OF CLAIMS PAID/FUNDS EXPENDED

Type of Crime	Number of Claims Paid	Number of Domestic Violence Related Claims	Funds Expended
Assault	144	80	\$318,234.17
Homicide	11	0	\$54,070.34
Sexual Assault	28	3	\$36,789.79
Child Abuse	167		\$144,181.03
DWI/DUI	1		\$10,485.64
Other Vehicular Crime	13		\$49,329.13
Stalking	7	6	\$7,265.00
Robbery	18	16	\$18,393.75
Terrorism	0		\$0.00
Kidnapping	2	0	\$439.20
Arson	0	0	\$0.00
Other	18	15	\$14,899.00
Total	409	120	\$654,087.05
Type of Service			
Medical/Dental			\$299,739.13
Mental Health			\$262,468.57
Economic Support			\$45,215.55
Funeral/Burial			\$42,143.01
Crime Scene Clean-up			\$0.00
Forensic Sexual Assault Exams			\$0.00
Other			\$4,520.79
Total			\$654,087.05

21ST JUDICIAL DISTRICT MESA COUNTY

CONTACT INFORMATION: Ms. MARY SOMMERFELD
OFFICE OF THE DISTRICT ATTORNEY
P.O. Box 20,000-5031
GRAND JUNCTION, CO 81502
(970) 244-1730

TOTAL NUMBER OF NEW CLAIMS RECEIVED DURING THE REPORTING PERIOD – 217

NUMBER OF CLAIMS PAID/FUNDS EXPENDED

Type of Crime	Number of Claims Paid	Number of Domestic Violence Related Claims	Funds Expended
Assault	94	38	\$308,428.34
Homicide	9	1	\$42,693.88
Sexual Assault	15	1	\$19,773.53
Child Abuse	83		\$75,986.90
DWI/DUI	2		\$6,321.52
Other Vehicular Crime	10		\$18,598.09
Stalking	0	0	\$0.00
Robbery	1	0	\$80.00
Terrorism	0		\$0.00
Kidnapping	0	0	\$0.00
Arson	0	0	\$0.00
Other	0	0	\$0.00
Total	214	40	\$471,882.26
Type of Service			
Medical/Dental			\$316,978.56
Mental Health			\$113,824.37
Economic Support			\$17,364.09
Funeral/Burial			\$23,462.31
Crime Scene Clean-up			\$0.00
Forensic Sexual Assault Exams			\$0.00
Other			\$252.93
Total			\$471,882.26

22ND JUDICIAL DISTRICT DOLORES AND MONTEZUMA COUNTIES

CONTACT INFORMATION: Ms. KELLY CODNER
OFFICE OF THE DISTRICT ATTORNEY
103 N. CHESTNUT STREET
CORTEZ, CO 81321
(970) 564-2755

TOTAL NUMBER OF NEW CLAIMS RECEIVED DURING THE REPORTING PERIOD – 100

NUMBER OF CLAIMS PAID/FUNDS EXPENDED

Type of Crime	Number of Claims Paid	Number of Domestic Violence Related Claims	Funds Expended
Assault	40	13	\$101,701.65
Homicide	5	0	\$9,288.65
Sexual Assault	1	0	\$446.27
Child Abuse	19		\$9,385.00
DWI/DUI	2		\$9,413.54
Other Vehicular Crime	16		\$24,199.53
Stalking	0	0	\$0.00
Robbery	0	0	\$0.00
Terrorism	0		\$0.00
Kidnapping	0	0	\$0.00
Arson	0	0	\$0.00
Other	13	12	\$9,013.83
Total	96	25	\$163,448.47
Type of Service			
Medical/Dental			\$95,340.42
Mental Health			\$20,065.05
Economic Support			\$14,651.22
Funeral/Burial			\$23,804.39
Crime Scene Clean-up			\$200.00
Forensic Sexual Assault Exams			\$0.00
Other			\$9,387.39
Total			\$163,448.47