

# **COLORADO VICTIM COMPENSATION 2007 ANNUAL REPORT**

OCTOBER 1, 2006 – SEPTEMBER 30, 2007

Colorado Department of Public Safety

Division of Criminal Justice, Office for Victims Programs



*Financial assistance for victims of violent crimes*

April 2008

---

*The Office for Victims Programs exists to improve the physical and emotional recovery of Colorado's crime victims and to restore victims' confidence in the criminal justice system.*

---



PETER A. WEIR, EXECUTIVE DIRECTOR, DEPARTMENT OF PUBLIC SAFETY

JEANNE M. SMITH, DIRECTOR, DIVISION OF CRIMINAL JUSTICE

NANCY FELDMAN, MANAGER, OFFICE FOR VICTIMS PROGRAMS

STEPHANIE PIECHOWSKI, FINANCIAL SPECIALIST

ANTHONY J. TILGER, VICTIM COMPENSATION ADMINISTRATOR

COLORADO DEPARTMENT OF PUBLIC SAFETY  
DIVISION OF CRIMINAL JUSTICE, OFFICE FOR VICTIMS PROGRAMS  
700 KIPLING STREET, SUITE 1000  
DENVER, CO 80215  
PHONE: 303-239-4442 / TOLL FREE 1-888-282-1080  
FAX: 303-239-5743  
WEBSITE: <http://dcj.state.co.us/>

# TABLE OF CONTENTS

	<u>Page</u>
History .....	1
Applying for Victim Compensation .....	2
Compensable Losses .....	3
Funding .....	4
Restitution .....	5
State Revenue by Judicial District – table .....	6
History of Federal Victim Compensation Awards to the State of Colorado – graph . . .	7
Federal Funds Subgranted to Judicial Districts (FFY 2006) – table. ....	8
Percentage of Payments by Crime Category – Statewide totals .....	9
Payments by Service Type – Statewide totals .....	10
Victim Compensation Program Information .....	11
<b>Number of Victim Compensation Claims Processed/Funds Expended</b>	
• 1st Judicial District .....	12
• 2nd Judicial District .....	13
• 3rd Judicial District .....	14
• 4th Judicial District .....	15
• 5th Judicial District .....	16
• 6th Judicial District .....	17
• 7th Judicial District .....	18
• 8th Judicial District .....	19
• 9th Judicial District .....	20
• 10th Judicial District .....	21
• 11th Judicial District .....	22
• 12th Judicial District .....	23
• 13th Judicial District .....	24
• 14th Judicial District .....	25
• 15th Judicial District .....	26
• 16th Judicial District .....	27
• 17th Judicial District .....	28
• 18th Judicial District .....	29
• 19th Judicial District .....	30
• 20th Judicial District .....	31
• 21st Judicial District .....	32
• 22nd Judicial District .....	33

## HISTORY

In 1981, the Colorado General Assembly passed legislation creating the Crime Victim Compensation Program. The legislation (C.R.S. 24-4.1, Part 1) created a funding mechanism to assist crime victims with actual expenses incurred as a result of criminal acts that are not reimbursed by another source. The statute applies to compensable crimes committed after July 1, 1982.

The legislation also established victim compensation programs in each of Colorado's 22 judicial districts. Funding and service delivery are decentralized, therefore each district is responsible for the administration, financial management, and decisions regarding its victim compensation funds.

The federal Victims of Crime Act (VOCA) of 1984 provided federal funding as well as state level responsibilities to the Crime Victim Compensation Program. Colorado has received federal funds to supplement the crime victim compensation program since 1985.

Federal crime victim compensation funds are administered by the Division of Criminal Justice, Colorado Department of Public Safety, and are passed through, or subgranted, to the local judicial district Victim Compensation Programs.

The Victims' Compensation and Assistance Coordinating Committee, a governor-appointed advisory board, is responsible for the development and enforcement of the *Standards for the Administration of Crime Victim Compensation Programs*. The Division of Criminal Justice is statutorily mandated to provide staff to support this effort. The first Standards were adopted in 1992 and were amended in 1998 and in 2004. The *Review of Violations of the Standards for the Administration of Crime Victim Compensation and Victim Assistance and Law Enforcement Programs and Related Sanctions* were adopted in 1994.

## APPLYING FOR VICTIM COMPENSATION

Colorado's decentralized system establishes a separate victim compensation program in each of the 22 judicial districts, and requires victims to file claims for compensation in the judicial district where the crime occurred.

Victims may receive a maximum amount of \$20,000 for out-of-pocket expenses not covered by insurance or other collateral sources. Victim Compensation is the "payor of last resort;" therefore, programs require that victims apply for other sources of payment prior to receiving Victim Compensation funds.

Some programs are not able to award crime victim compensation up to the \$20,000 statutory limit. This is due to the number of claims received by the program, as well as and the amount of revenue collected in the judicial district. Additional information can be obtained by contacting the administrators in the individual judicial districts.

## COMPENSABLE LOSSES

Those eligible for victim compensation funds in the state of Colorado include any person victimized by violent crime in the state of Colorado, Colorado residents who are victimized in a state or country that does not have a victim compensation program, or residents who are victims of terrorism.

Compensable crimes include:

- Assault
- Child Abuse
- Robbery
- Arson
- Homicide
- DWI/DUI
- Terrorism
- Other violent crimes including some vehicular crimes
- Sexual Assault
- Stalking
- Kidnapping

Victims may receive up to \$20,000 for out-of-pocket expenses not covered by insurance or other collateral sources; and/or, depending on the individual program, up to \$1,000 for emergency awards. Losses directly related to the compensable crime are eligible for reimbursement, and may include:

- Medical and dental expenses;
- Mental health expenses;
- Economic support (lost wages; loss of support to dependents);
- Funeral/burial expenses;
- Repair or replacement of doors, locks and/or windows of residential property.

Additionally, applicants must meet the following criteria:

- Be the victim of an eligible crime, which occurred on or after July 1, 1982, that results in an out-of-pocket financial loss;
- Report the crime to law enforcement within 72 hours;
- Cooperate with law enforcement in the investigation and prosecution of the case;
- File for compensation within one year (within six months for eligible property crimes);
- Not substantially contribute to their victimization.

## FUNDING

The Victim Compensation Program in Colorado's 22 judicial districts receive funding from fines and surcharges collected at both the state and federal level. In 2007, the fee structure for state victim compensation funds collected pursuant to C.R.S. § 24-4.1-119 was revised by the passage of Senate Bill 07-55.

Effective July 1, 2007, state victim compensation funds are collected from offenders who are convicted of, or receive a deferred sentence for, crimes classified as follows:

Felony	\$163.00
Misdemeanor	\$ 78.00
Class 1 Misdemeanor Traffic Offenses	\$ 46.00
Class 2 Misdemeanor Traffic Offenses	\$ 33.00
Class A or class B traffic infraction – as delineated in C.R.S. § 24-4.1-119 (f)(I) and C.R.S. § 42-4-1701 (4).	

Federal victim compensation funds are collected from federal criminal fines and penalties and awarded to the states by the U.S. Department of Justice, Office for Victims of Crime. States may apply for federal funds each year. Award amounts equal 60 percent of the total amount of funds paid to victims from state victim compensation funds in the previous federal fiscal year. The Division of Criminal Justice administers these federal funds by subgranting them to the individual judicial districts based on need and spending patterns.

## RESTITUTION

Upon sentencing, the court may order the defendant to pay restitution to the victim. Restitution is based on monetary losses suffered by the victim as a result of the crime.

Since a case must reach a final disposition for the court to order restitution, victims may not be awarded restitution for a year or more. Victim Compensation Programs are usually able to make an award to a crime victim within 45 days of receiving a completed application, helping victims meet their initial needs.

The Court may order an offender to repay the Victim Compensation fund for expenses paid to a victim or service provider, on behalf of the victim, out of the Victim Compensation fund. In effect, the offender is reimbursing the fund for some or all of the dollars awarded to the victim. This holds the offender accountable for his/her criminal actions.

## OTHER SOURCES OF REVENUE

Each year judicial districts receive additional revenue to their victim compensation fund in the form of interest earned on the state dollars collected, refunds from collateral sources and donations to the fund. Additionally, some districts receive a portion of restitution payments made by defendants and not claimed by the intended recipient (unclaimed restitution).



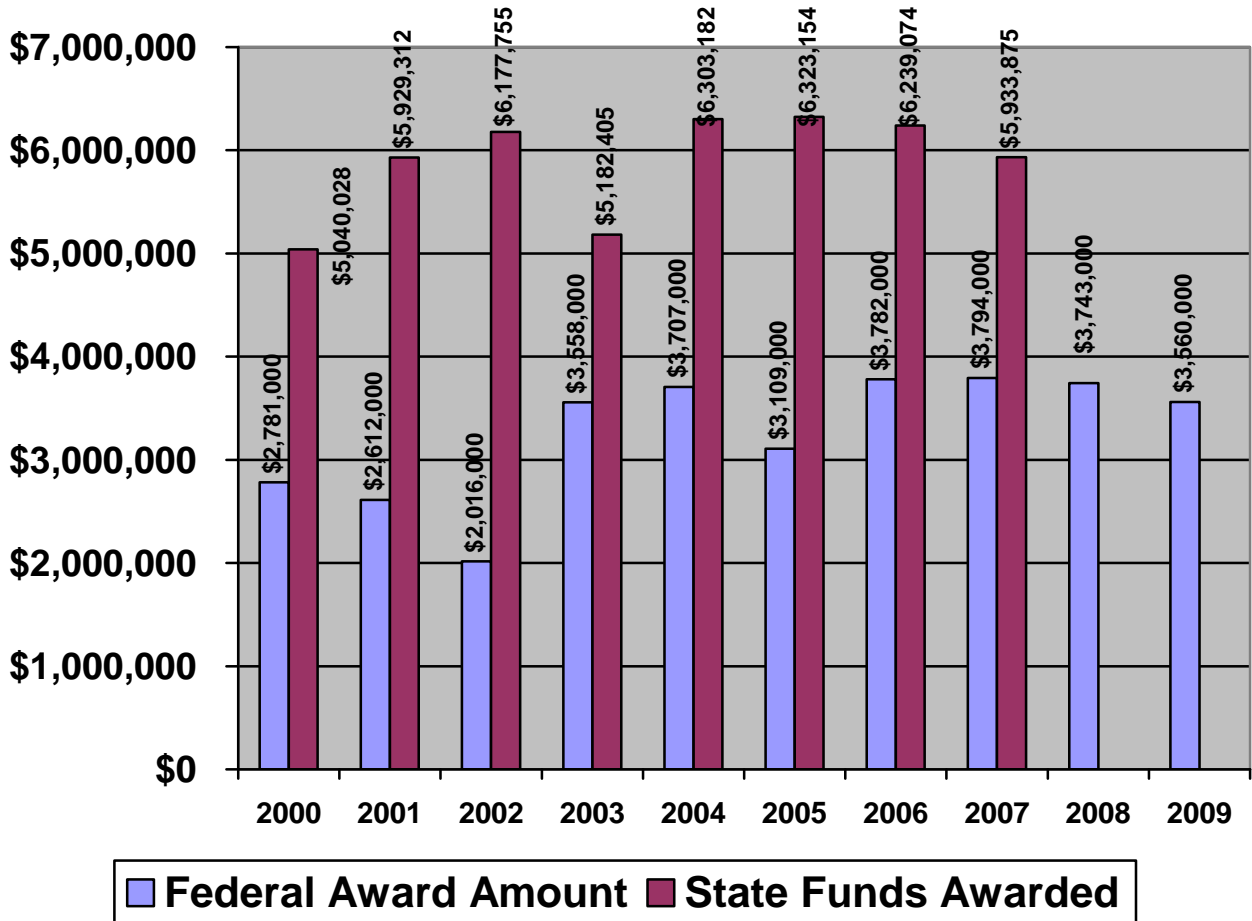
**STATE REVENUE BY JUDICIAL DISTRICT  
OCTOBER 1, 2006 TO SEPTEMBER 30, 2007**

J.D.	Fines	Interest	Eligible DA Admin Fund*	Eligible Court Admin Fund*	Revenue After Deductions	Restitution	Unclaimed Restitution & Donations	Refunds	Amount to Program
Formula	(1)	(5)	(2)	(3)	(4)	(6)	(7)	(8)	(9)
			(1+5)x10%	(1+5)x2.5%	(1+5)-(2+3)				4+6+7+8
1st	\$874,804.90	\$12,806.98	\$88,761.19	\$22,190.30	\$776,660.40	\$182,055.21	\$68,361.90	\$19,018.74	\$1,046,096.25
2nd	\$888,384.05	\$185.24	\$88,856.93	\$22,214.23	\$777,498.13	\$183,322.30	\$86,825.23	\$42,538.19	\$1,090,183.85
3rd	\$50,301.39	\$2,297.96	\$5,259.94	\$1,314.98	\$46,024.43	\$16,408.50	\$0.00	\$748.00	\$63,180.93
4th	\$790,024.09	\$6,951.25	\$79,697.53	\$19,924.38	\$697,353.42	\$169,008.70	\$47,317.84	\$54,561.90	\$968,241.86
5th	\$199,985.87	\$1,513.81	\$20,149.97	\$5,037.49	\$176,312.22	\$42,346.40	\$0.00	\$2,436.36	\$221,094.98
6th	\$129,961.55	\$1,363.67	\$13,132.52	\$3,283.13	\$114,909.57	\$25,942.50	\$220.33	\$5,163.33	\$146,235.73
7th	\$155,158.03	\$1,913.41	\$15,707.14	\$3,926.79	\$137,437.51	\$13,401.02	\$25,616.90	\$193.90	\$176,649.33
8th	\$462,412.56	\$14,745.28	\$47,715.78	\$11,928.95	\$417,513.11	\$121,338.72	\$0.00	\$8,868.35	\$547,720.18
9th	\$164,533.49	\$1,491.38	\$16,602.49	\$4,150.62	\$145,271.76	\$50,285.87	\$2,382.28	\$3,842.79	\$201,782.70
10th	\$236,816.58	\$1,539.01	\$23,835.56	\$5,958.89	\$208,561.14	\$42,914.70	\$4,526.54	\$7,553.30	\$263,555.68
11th	\$131,314.75	\$0.00	\$13,131.48	\$3,282.87	\$114,900.41	\$4,656.28	\$20,310.74	\$817.03	\$140,684.46
12th	\$112,659.57	\$1,901.55	\$11,456.11	\$2,864.03	\$100,240.98	\$0.00	\$0.00	\$15,257.04	\$115,498.02
13th	\$174,295.07	\$3,270.27	\$17,756.53	\$4,439.13	\$155,369.67	\$28,759.03	\$0.00	\$1,929.02	\$186,057.72
14th	\$113,819.29	\$2,237.27	\$11,605.66	\$2,901.41	\$101,549.49	\$24,865.32	\$4,600.03	\$203.03	\$131,217.87
15th	\$59,678.10	\$5,149.70	\$6,482.78	\$1,620.70	\$56,724.33	\$3,245.35	\$479.20	\$0.00	\$60,448.88
16th	\$59,834.68	\$299.99	\$6,013.47	\$1,503.37	\$52,617.84	\$21,445.53	\$0.00	\$0.00	\$74,063.37
17th	\$743,986.54	\$1,374.32	\$74,536.09	\$18,634.02	\$652,190.75	\$125,311.89	\$0.00	\$35,859.85	\$813,362.49
18th	\$925,425.34	\$11,981.32	\$93,740.67	\$23,435.17	\$820,230.83	\$234,599.39	\$70,543.01	\$29,358.27	\$1,154,731.50
19th	\$520,602.90	\$18,103.76	\$53,870.67	\$13,467.67	\$471,368.33	\$65,688.55	\$0.00	\$2,246.83	\$539,303.71
20th	\$329,814.80	\$191.61	\$33,000.64	\$8,250.16	\$288,755.61	\$86,475.37	\$0.00	\$326.56	\$375,557.54
21st	\$310,506.94	\$1,238.26	\$31,174.52	\$7,793.63	\$272,777.05	\$0.00	\$48,655.07	\$9,499.86	\$330,931.98
22nd	\$56,115.71	\$529.27	\$5,664.50	\$1,416.12	\$49,564.36	\$13,961.46	\$378.30	\$72.67	\$63,976.79
<b>TOTAL</b>	<b>\$7,490,436.20</b>	<b>\$91,085.31</b>	<b>\$758,152.15</b>	<b>\$189,538.04</b>	<b>\$6,633,831.32</b>	<b>\$1,456,032.09</b>	<b>\$380,217.37</b>	<b>\$240,495.02</b>	<b>\$8,710,575.80</b>

\* Administrative Funds: Pursuant to statute, the District Attorney and the Court Administrator may use no more than 12.5% (10% District Attorney, 2.5% Court Administrator) of new monies deposited into the victim compensation fund for administrative costs. In some instances, unused administrative funds may be returned to the program portion of the fund for the benefit of victims.

This figure represents the administrative funds available pursuant to statute, and not the actual administrative costs for the program.

## HISTORY OF FEDERAL AND STATE VICTIM COMPENSATION FUNDS FOR THE STATE OF COLORADO



	STATE FUNDS AWARDED	FEDERAL AWARD AMOUNT
1999	\$6,530,059	\$2,295,000
2000	\$5,040,028	\$2,781,000
2001	\$5,929,312	\$2,612,000
2002	\$6,177,755	\$2,016,000
2003	\$5,182,405	\$3,558,000
2004	\$6,303,182	\$3,707,000
2005	\$6,323,154	\$3,109,000
2006	\$6,239,074	\$3,782,000
2007	\$5,933,875	\$3,794,000
2008		(EST.) \$3,743,000
2009		(EST.) \$3,560,000

FEDERAL FUNDS SUBGRANTED\* TO JUDICIAL DISTRICTS  
 OCTOBER 1, 2006 TO SEPTEMBER 30, 2007  
 (FEDERAL FISCAL YEAR 2006)

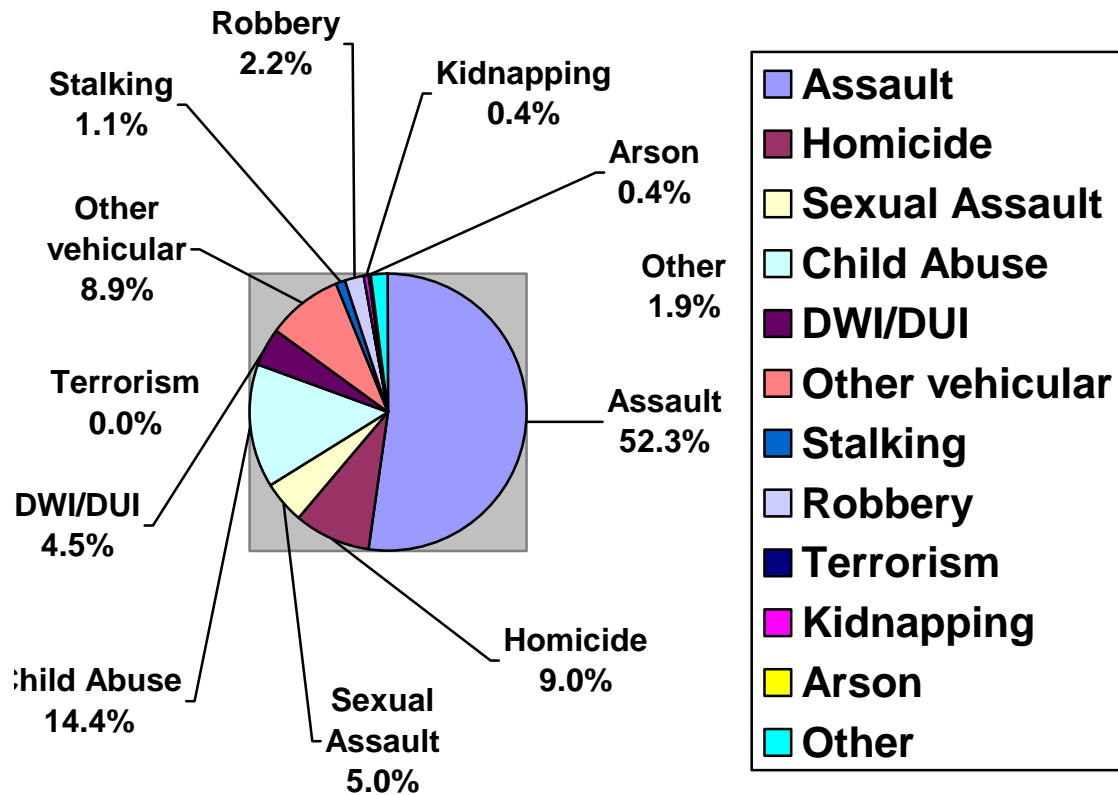
JD	Amount of federal dollars
1st	\$243,066
2nd	\$947,663
3rd	\$
4th	\$482,897
5th	\$
6th	\$159,495
7th	\$
8th	\$150,000
9th	\$203,550
10th	\$ 47,858
11th	\$ 12,430
12th	\$
13th	\$
14th	\$
15th	\$
16th	\$
17th	\$699,421
18th	\$219,716
19th	\$
20th	\$383,826
21st	\$
22nd	\$

Each Judicial District that is eligible for federal victim compensation funds receives an award based upon an actuarial calculation. This calculation takes into consideration 1) a district's fund balance, and 2) weighted expenditure patterns over previous years. Some federal funds are also received for emergencies and/or fund balance shortfalls in order to stabilize the victim compensation funds, if necessary.

Not all districts need or apply for federal funds. As the table on this page indicates, eleven of the districts utilized federal supplemental funds.

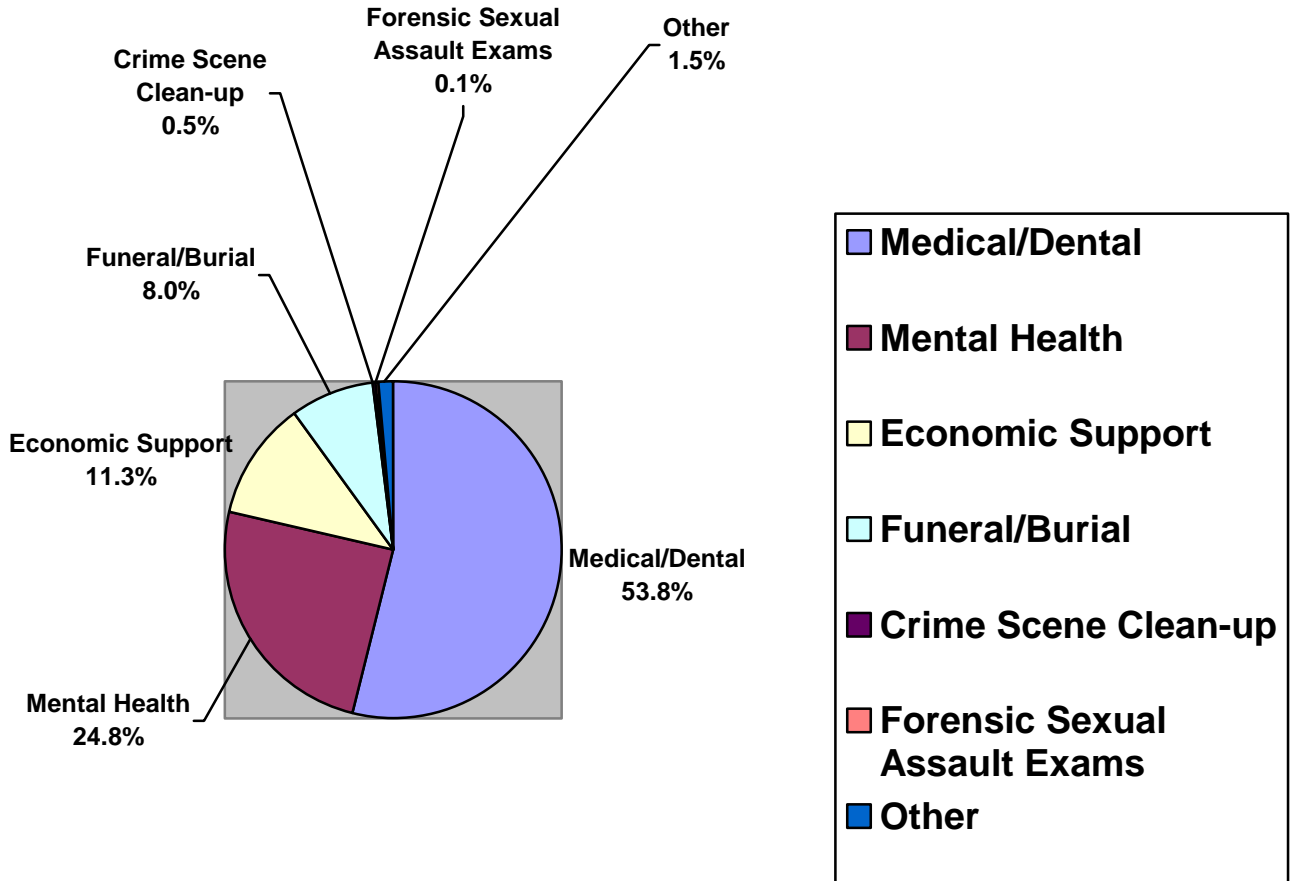
\*The amount subgranted may not equal the dollars spent in the federal fiscal year, as monies may be carried over into the next fiscal year.

PERCENTAGE OF PAYMENTS BY CRIME CATEGORY – STATEWIDE TOTALS  
OCTOBER 1, 2006 TO SEPTEMBER 30, 2007



TOTAL PAYMENTS BY CRIME CATEGORY	NUMBER OF CLAIMS	NUMBER OF D.V. CLAIMS (OF TOTAL CLAIMS)	TOTAL AWARD
ASSAULT	3,050	1,500	\$6,274,314.13
HOMICIDE	356	26	\$1,074,820.68
SEXUAL ASSAULT	555	40	\$600,013.89
CHILD ABUSE	1,818		\$1,730,073.30
DWI/DUI	149		\$536,472.52
OTHER VEHICULAR CRIMES	278		\$1,072,510.27
STALKING	95	30	\$128,966.81
ROBBERY	309	19	\$267,155.10
TERRORISM	0		\$0
KIDNAPPING	38	17	\$54,002.08
ARSON	35	5	\$42,289.72
OTHER	275	260	\$225,288.58
TOTAL	6,958	1,897	\$12,005,907.08

**PAYMENTS BY SERVICE TYPE – STATEWIDE TOTALS  
OCTOBER 1, 2006 TO SEPTEMBER 30, 2007**



TOTAL DOLLARS PAID BY SERVICE TYPE	TOTAL AWARD
MEDICAL/DENTAL	\$6,460,566.78
MENTAL HEALTH	\$2,981,946.55
ECONOMIC SUPPORT	\$1,354,584.67
FUNERAL/BURIAL	\$965,914.62
CRIME SCENE CLEAN-UP	\$54,814.15
FORENSIC SEXUAL ASSAULT EXAMS	\$10,203.45
OTHER	\$177,876.86
<b>TOTAL</b>	<b>\$12,005,907.08</b>

## VICTIM COMPENSATION PROGRAM INFORMATION

The Victim Compensation Program for each judicial district is housed within the District Attorney's Office. To obtain information about filing an application, contact the victim compensation administrator in the district where the crime occurred.

Questions may also be directed to: The Division of Criminal Justice, 700 Kipling Street, Suite 1000, Denver, CO 80215; 303-239-4493 or toll free within Colorado at 1-888-282-1080.

# 1<sup>ST</sup> JUDICIAL DISTRICT GILPIN AND JEFFERSON COUNTIES

CONTACT INFORMATION: Ms. AMY GREER  
OFFICE OF THE DISTRICT ATTORNEY  
500 JEFFERSON COUNTY PARKWAY  
GOLDEN, CO 80401-6020  
(303) 271-6846

TOTAL NUMBER OF NEW CLAIMS RECEIVED DURING THE REPORTING PERIOD – 1,330

## NUMBER OF CLAIMS PAID/FUNDS EXPENDED

Type of Crime	Number of Claims Paid	Number of Domestic Violence Related Claims	Funds Expended
Assault	312	196	\$457,847.15
Homicide	13	0	\$39,191.43
Sexual Assault	31	5	\$52,312.52
Child Abuse	309		\$404,531.66
DWI/DUI	14		\$36,536.00
Other Vehicular Crime	19		\$68,194.74
Stalking	11	5	\$6,649.59
Robbery	78	0	\$34,148.10
Terrorism	0		\$0.00
Kidnapping	4	0	\$2,120.00
Arson	0	0	\$0.00
Other	92	92	\$75,917.32
<b>Total</b>	<b>883</b>	<b>298</b>	<b>\$1,177,448.51</b>
Type of Service			Funds Expended
Medical/Dental			\$359,879.12
Mental Health			\$611,414.47
Economic Support			\$122,079.03
Funeral/Burial			\$46,291.92
Crime Scene Clean-up			\$32,358.02
Forensic Sexual Assault Exams			\$0.00
Other			\$5,425.95
<b>Total</b>			<b>\$1,177,448.51</b>

## 2<sup>ND</sup> JUDICIAL DISTRICT DENVER COUNTY

CONTACT INFORMATION: Ms. LINDA FERRY  
OFFICE OF THE DISTRICT ATTORNEY  
201 W. COLFAX, DEPT. 801  
DENVER, CO 80202  
(720) 913-9253

TOTAL NUMBER OF NEW CLAIMS RECEIVED DURING THE REPORTING PERIOD – 865

### NUMBER OF CLAIMS PAID/FUNDS EXPENDED

Type of Crime	Number of Claims Paid	Number of Domestic Violence Related Claims	Funds Expended
Assault	525	132	\$1,396,522.52
Homicide	83	10	\$275,511.70
Sexual Assault	68	2	\$101,970.84
Child Abuse	124		\$121,537.72
DWI/DUI	36		\$102,577.83
Other Vehicular Crime	27		\$81,545.53
Stalking	20	2	\$74,698.72
Robbery	58	0	\$81,101.18
Terrorism	0		\$0
Kidnapping	3	0	\$11,120.72
Arson	0	0	\$0
Other	0	0	\$0
<b>Total</b>	944	146	\$2,246,586.76
<b>Type of Service</b>			
Medical/Dental			\$1,449,276.13
Mental Health			\$286,573.06
Economic Support			\$277,698.56
Funeral/Burial			\$215,276.61
Crime Scene Clean-up			\$2,495.00
Forensic Sexual Assault Exams			\$0.00
Other			\$15,267.40
<b>Total</b>			\$2,246,586.76



### 3<sup>RD</sup> JUDICIAL DISTRICT HUERFANO AND LAS ANIMAS COUNTIES

CONTACT INFORMATION: Ms. LINDA SUMNER  
OFFICE OF THE DISTRICT ATTORNEY  
500 SOUTH ALBERT  
WALSENBURG, CO 81089  
(719) 738-1510

TOTAL NUMBER OF NEW CLAIMS RECEIVED DURING THE REPORTING PERIOD – 37

#### NUMBER OF CLAIMS PAID/FUNDS EXPENDED

Type of Crime	Number of Claims Paid	Number of Domestic Violence Related Claims	Funds Expended
Assault	24	2	\$74,658.34
Homicide	4	0	\$8,135.65
Sexual Assault	3	0	\$1,170.50
Child Abuse	1		\$160.00
DWI/DUI	3		\$5,418.46
Other Vehicular Crime	0		\$0
Stalking	2	0	\$574.24
Robbery	0	0	\$0
Terrorism	0		\$0
Kidnapping	0	0	\$0
Arson	0	0	\$0
Other	0	0	\$0
<b>Total</b>	<b>37</b>	<b>2</b>	<b>\$90,117.19</b>
Type of Service			
Medical/Dental			\$76,373.06
Mental Health			\$1,345.00
Economic Support			\$1,595.60
Funeral/Burial			\$10,777.93
Crime Scene Clean-up			\$0
Forensic Sexual Assault Exams			\$0
Other			\$25.60
<b>Total</b>			<b>\$90,117.19</b>

## 4<sup>TH</sup> JUDICIAL DISTRICT EL PASO AND TELLER COUNTIES

CONTACT INFORMATION: Ms. KELLY KISSELL  
OFFICE OF THE DISTRICT ATTORNEY  
105 EAST VERMIJO, SUITE 111  
COLORADO SPRINGS, CO 80903  
(719) 520-6211

TOTAL NUMBER OF NEW CLAIMS RECEIVED DURING THE REPORTING PERIOD – 743

### NUMBER OF CLAIMS PAID/FUNDS EXPENDED

Type of Crime	Number of Claims Paid	Number of Domestic Violence Related Claims	Funds Expended
Assault	328	134	\$808,575.72
Homicide	30	3	\$77,043.70
Sexual Assault	52	12	\$51,742.92
Child Abuse	165		\$113,372.13
DWI/DUI	16		\$31,712.62
Other Vehicular Crime	44		\$125,818.52
Stalking	4	1	\$2,290.00
Robbery	42	5	\$46,211.95
Terrorism	0		\$0.00
Kidnapping	2	2	\$3,827.10
Arson	22	0	\$29,687.24
Other	1	0	\$140.00
<b>Total</b>	<b>706</b>	<b>157</b>	<b>\$1,290,421.90</b>
<b>Type of Service</b>			
Medical/Dental			\$808,904.89
Mental Health			\$184,288.31
Economic Support			\$163,812.23
Funeral/Burial			\$87,447.58
Crime Scene Clean-up			\$1,445.00
Forensic Sexual Assault Exams			\$0.00
Other			\$44,523.89
<b>Total</b>			<b>\$1,290,421.90</b>

## 5<sup>TH</sup> JUDICIAL DISTRICT CLEAR CREEK, EAGLE, LAKE AND SUMMIT COUNTIES

CONTACT INFORMATION: Ms. KRISTA WHITTLE  
OFFICE OF THE DISTRICT ATTORNEY  
P.O. BOX 2000  
GEORGETOWN, CO 80444  
(303) 569-2567 EXT. 3

TOTAL NUMBER OF NEW CLAIMS RECEIVED DURING THE REPORTING PERIOD – 138

### NUMBER OF CLAIMS PAID/FUNDS EXPENDED

Type of Crime	Number of Claims Paid	Number of Domestic Violence Related Claims	Funds Expended
Assault	102	75	\$153,953.17
Homicide	2	0	\$665.00
Sexual Assault	14	0	\$11,972.27
Child Abuse	26		\$21,072.76
DWI/DUI	0		\$0.00
Other Vehicular Crime	1		\$3,916.00
Stalking	1	0	\$1,202.00
Robbery	0	0	\$0.00
Terrorism	0		\$0.00
Kidnapping	3	1	\$4,435.47
Arson	0	0	\$0.00
Other	2	0	\$2,175.00
<b>Total</b>	151	76	\$199,391.67
<b>Type of Service</b>			
Medical/Dental			\$98,274.64
Mental Health			\$45,767.12
Economic Support			\$53,753.64
Funeral/Burial			\$0.00
Crime Scene Clean-up			\$0.00
Forensic Sexual Assault Exams			\$0.00
Other			\$1,596.27
<b>Total</b>			\$199,391.67

## 6<sup>TH</sup> JUDICIAL DISTRICT ARCHULETA, LA PLATA AND SAN JUAN COUNTIES

CONTACT INFORMATION: Ms. JANE FOY  
OFFICE OF THE DISTRICT ATTORNEY  
1060 MAIN AVE.  
DURANGO, CO 81302  
(970) 247-8850

TOTAL NUMBER OF NEW CLAIMS RECEIVED DURING THE REPORTING PERIOD – 134

### NUMBER OF CLAIMS PAID/FUNDS EXPENDED

Type of Crime	Number of Claims Paid	Number of Domestic Violence Related Claims	Funds Expended
Assault	86	58	\$171,409.18
Homicide	6	3	\$14,097.17
Sexual Assault	15	2	\$8,722.20
Child Abuse	37		\$44,628.98
DWI/DUI	5		\$44,634.67
Other Vehicular Crime	20		\$63,578.93
Stalking	0	0	\$0.00
Robbery	2	0	\$770.00
Terrorism	0		\$0.00
Kidnapping	0	0	\$0.00
Arson	0	0	\$0.00
Other	1	0	\$805.00
<b>Total</b>	<b>172</b>	<b>63</b>	<b>\$348,646.13</b>
<b>Type of Service</b>			
Medical/Dental			\$196,632.29
Mental Health			\$92,745.00
Economic Support			\$19,975.14
Funeral/Burial			\$38,641.98
Crime Scene Clean-up			\$0.00
Forensic Sexual Assault Exams			\$0.00
Other			\$651.72
<b>Total</b>			<b>\$348,646.13</b>

**7<sup>TH</sup> JUDICIAL DISTRICT  
DELTA, GUNNISON, HINSDALE, MONTROSE, OURAY AND SAN  
MIGUEL COUNTIES**

CONTACT INFORMATION: Ms. ELEASHA CERVANTES  
OFFICE OF THE DISTRICT ATTORNEY  
MONTROSE COUNTY JUSTICE CENTER  
1200 N. GRAND AVE., #D  
MONTROSE, CO 81401  
(970) 252-4266

TOTAL NUMBER OF NEW CLAIMS RECEIVED DURING THE REPORTING PERIOD – 110

NUMBER OF CLAIMS PAID/FUNDS EXPENDED

<b>Type of Crime</b>	<b>Number of Claims Paid</b>	<b>Number of Domestic Violence Related Claims</b>	<b>Funds Expended</b>
Assault	67	46	\$92,463.32
Homicide	12	0	\$29,863.52
Sexual Assault	13	3	\$8,865.63
Child Abuse	16		\$23,162.62
DWI/DUI	7		\$33,805.37
Other Vehicular Crime	0		\$0.00
Stalking	0	0	\$0.00
Robbery	0	0	\$0.00
Terrorism	0		\$0.00
Kidnapping	1	1	\$1,582.09
Arson	0	0	\$0.00
Other	8	7	\$8,351.86
<b>Total</b>	<b>124</b>	<b>57</b>	<b>\$198,094.41</b>
<b>Type of Service</b>			
Medical/Dental			\$106,499.75
Mental Health			\$21,915.54
Economic Support			\$39,967.80
Funeral/Burial			\$20,771.99
Crime Scene Clean-up			\$0.00
Forensic Sexual Assault Exams			\$8,939.33
Other			\$0.00
<b>Total</b>			<b>\$198,094.41</b>

## 8<sup>TH</sup> JUDICIAL DISTRICT JACKSON AND LARIMER COUNTIES

CONTACT INFORMATION: MR. GARY SAMPSON  
OFFICE OF THE DISTRICT ATTORNEY  
201 LA PORTE AVE., SUITE 200  
FORT COLLINS, CO 80521-2763  
(970) 498-7200

TOTAL NUMBER OF NEW CLAIMS RECEIVED DURING THE REPORTING PERIOD – 543

### NUMBER OF CLAIMS PAID/FUNDS EXPENDED

Type of Crime	Number of Claims Paid	Number of Domestic Violence Related Claims	Funds Expended
Assault	156	67	\$301,532.08
Homicide	9	3	\$45,295.45
Sexual Assault	35	0	\$26,416.39
Child Abuse	244		\$199,067.17
DWI/DUI	4		\$30,707.57
Other Vehicular Crime	10		\$43,878.65
Stalking	0	0	\$0.00
Robbery	4	1	\$4,005.77
Terrorism	0		\$0.00
Kidnapping	3	2	\$6,943.95
Arson	1	1	\$900.00
Other	27	25	\$19,747.67
<b>Total</b>	<b>493</b>	<b>99</b>	<b>\$678,494.70</b>
<b>Type of Service</b>			
Medical/Dental			\$309,147.58
Mental Health			\$264,053.05
Economic Support			\$47,064.52
Funeral/Burial			\$20,804.46
Crime Scene Clean-up			\$1,705.00
Forensic Sexual Assault Exams			\$0.00
Other			\$35,720.09
<b>Total</b>			<b>\$678,494.70</b>

**9<sup>TH</sup> JUDICIAL DISTRICT  
GARFIELD, PITKIN AND RIO BLANCO COUNTIES**

CONTACT INFORMATION: Ms. LIZ COOK  
OFFICE OF THE DISTRICT ATTORNEY  
109 8<sup>TH</sup> STREET, SUITE 308  
GLENWOOD SPRINGS, CO 81601  
(970) 384-3517

TOTAL NUMBER OF NEW CLAIMS RECEIVED DURING THE REPORTING PERIOD – 202

NUMBER OF CLAIMS PAID/FUNDS EXPENDED

<b>Type of Crime</b>	<b>Number of Claims Paid</b>	<b>Number of Domestic Violence Related Claims</b>	<b>Funds Expended</b>
Assault	70	41	\$260,664.70
Homicide	2	0	\$4,388.05
Sexual Assault	8	1	\$4,930.30
Child Abuse	28		\$32,233.70
DWI/DUI	2		\$4,746.83
Other Vehicular Crime	18		\$88,131.79
Stalking	2	1	\$1,582.00
Robbery	0	0	\$0.00
Terrorism	0		\$0.00
Kidnapping	0	0	\$0.00
Arson	1	0	\$1,342.50
Other	39	39	\$43,937.20
<b>Total</b>	<b>170</b>	<b>82</b>	<b>\$441,957.07</b>
<b>Type of Service</b>			
Medical/Dental			\$289,649.32
Mental Health			\$44,453.00
Economic Support			\$89,854.95
Funeral/Burial			\$16,395.91
Crime Scene Clean-up			\$0.00
Forensic Sexual Assault Exams			\$329.72
Other			\$1,274.17
<b>Total</b>			<b>\$441,957.07</b>

# 10<sup>TH</sup> JUDICIAL DISTRICT PUEBLO COUNTY

CONTACT INFORMATION: Ms. FLORENCE HUNT  
OFFICE OF THE DISTRICT ATTORNEY  
701 COURT STREET  
PUEBLO, CO 81003  
(719) 583-6092

TOTAL NUMBER OF NEW CLAIMS RECEIVED DURING THE REPORTING PERIOD – 145

## NUMBER OF CLAIMS PAID/FUNDS EXPENDED

Type of Crime	Number of Claims Paid	Number of Domestic Violence Related Claims	Funds Expended
Assault	83	24	\$173,807.69
Homicide	7	1	\$26,151.36
Sexual Assault	10	3	\$9,147.29
Child Abuse	9		\$8,607.49
DWI/DUI	8		\$37,573.15
Other Vehicular Crime	9		\$32,783.35
Stalking	0	0	\$0.00
Robbery	6	0	\$3,162.51
Terrorism	0		\$0.00
Kidnapping	0	0	\$0.00
Arson	0	0	\$0.00
Other	4	1	\$1,098.62
<b>Total</b>	<b>136</b>	<b>29</b>	<b>\$292,331.46</b>
<b>Type of Service</b>			
Medical/Dental			\$184,797.68
Mental Health			\$16,662.98
Economic Support			\$26,787.17
Funeral/Burial			\$52,497.96
Crime Scene Clean-up			\$6,785.67
Forensic Sexual Assault Exams			\$0.00
Other			\$4,800.00
<b>Total</b>			<b>\$292,331.46</b>



# 11<sup>TH</sup> JUDICIAL DISTRICT CHAFFEE, CUSTER, FREMONT AND PARK COUNTIES

CONTACT INFORMATION: Ms. BARBARA TOPLISS  
OFFICE OF THE DISTRICT ATTORNEY  
136 JUSTICE CENTER ROAD, ROOM 203  
CANON CITY, CO 81212  
(719) 269-0170

TOTAL NUMBER OF NEW CLAIMS RECEIVED DURING THE REPORTING PERIOD – 230

## NUMBER OF CLAIMS PAID/FUNDS EXPENDED

Type of Crime	Number of Claims Paid	Number of Domestic Violence Related Claims	Funds Expended
Assault	88	74	\$77,037.97
Homicide	27	0	\$55,987.00
Sexual Assault	15	0	\$10,776.10
Child Abuse	23		\$15,238.11
DWI/DUI	2		\$8,265.98
Other Vehicular Crime	10		\$31,193.82
Stalking	0	0	\$0.00
Robbery	0	0	\$0.00
Terrorism	0		\$0.00
Kidnapping	5	1	\$2,841.83
Arson	0	0	\$0.00
Other	1	1	\$375.00
<b>Total</b>	<b>171</b>	<b>76</b>	<b>\$201,715.81</b>
<b>Type of Service</b>			
Medical/Dental			\$41,721.96
Mental Health			\$59,813.57
Economic Support			\$71,883.30
Funeral/Burial			\$26,046.91
Crime Scene Clean-up			\$0.00
Forensic Sexual Assault Exams			\$0.00
Other			\$2,250.07
<b>Total</b>			<b>\$201,715.81</b>

**12<sup>TH</sup> JUDICIAL DISTRICT**  
**ALAMOSA, CONEJOS, COSTILLA, MINERAL, RIO GRANDE AND**  
**SAGUACHE COUNTIES**

CONTACT INFORMATION: Ms. TAMMY ROGERS  
 OFFICE OF THE DISTRICT ATTORNEY  
 426 SAN JUAN AVE.  
 ALAMOSA, CO 81101  
 (719) 589-3691

TOTAL NUMBER OF NEW CLAIMS RECEIVED DURING THE REPORTING PERIOD – 63

NUMBER OF CLAIMS PAID/FUNDS EXPENDED

Type of Crime	Number of Claims Paid	Number of Domestic Violence Related Claims	Funds Expended
Assault	21	4	\$125,913.89
Homicide	0	0	\$0.00
Sexual Assault	1	1	\$50.40
Child Abuse	3		\$1,270.00
DWI/DUI	2		\$38,257.37
Other Vehicular Crime	6		\$18,105.74
Stalking	2	0	\$250.00
Robbery	1	0	\$40.00
Terrorism	0		\$0.00
Kidnapping	0	0	\$0.00
Arson	0	0	\$0.00
Other	0	0	\$0.00
<b>Total</b>	36	5	\$183,887.40
<b>Type of Service</b>			
Medical/Dental			\$163,273.00
Mental Health			\$590.00
Economic Support			\$2,550.13
Funeral/Burial			\$17,143.40
Crime Scene Clean-up			\$0.00
Forensic Sexual Assault Exams			\$0.00
Other			\$330.87
<b>Total</b>			\$183,887.40

**13<sup>TH</sup> JUDICIAL DISTRICT**  
**KIT CARSON, LOGAN, MORGAN, PHILLIPS, SEDGWICK,**  
**WASHINGTON AND YUMA COUNTIES**

CONTACT INFORMATION:      Ms. KARLA WHITMORE  
 OFFICE OF THE DISTRICT ATTORNEY  
 336 14<sup>TH</sup> STREET  
 BURLINGTON, CO 80807  
 (719) 346-5247 x 15

TOTAL NUMBER OF NEW CLAIMS RECEIVED DURING THE REPORTING PERIOD – 184

NUMBER OF CLAIMS PAID/FUNDS EXPENDED

<b>Type of Crime</b>	<b>Number of Claims Paid</b>	<b>Number of Domestic Violence Related Claims</b>	<b>Funds Expended</b>
Assault	63	32	\$104,568.28
Homicide	3	1	\$3,265.00
Sexual Assault	20	1	\$19,080.66
Child Abuse	40		\$41,441.67
DWI/DUI	5		\$31,397.57
Other Vehicular Crime	3		\$7,917.51
Stalking	1	1	\$564.00
Robbery	1	0	\$210.00
Terrorism	0		\$0.00
Kidnapping	0	0	\$0.00
Arson	1	1	\$1,000.00
Other	12	11	\$5,582.97
<b>Total</b>	<b>149</b>	<b>47</b>	<b>\$215,027.66</b>
<b>Type of Service</b>			
Medical/Dental			\$104,391.72
Mental Health			\$41,675.40
Economic Support			\$39,634.03
Funeral/Burial			\$26,611.09
Crime Scene Clean-up			\$0.00
Forensic Sexual Assault Exams			\$0.00
Other			\$2,715.42
<b>Total</b>			<b>\$215,027.66</b>

# 14<sup>TH</sup> JUDICIAL DISTRICT GRAND, MOFFAT AND ROUTT COUNTIES

CONTACT INFORMATION: Ms. DONNA ZULIAN  
OFFICE OF THE DISTRICT ATTORNEY  
P.O. Box 770129  
STEAMBOAT SPRINGS, CO 80477  
(970) 824-7041

TOTAL NUMBER OF NEW CLAIMS RECEIVED DURING THE REPORTING PERIOD – 86

## NUMBER OF CLAIMS PAID/FUNDS EXPENDED

Type of Crime	Number of Claims Paid	Number of Domestic Violence Related Claims	Funds Expended
Assault	42	17	\$53,719.01
Homicide	2	0	\$9,216.42
Sexual Assault	9	1	\$7,310.58
Child Abuse	8		\$6,603.96
DWI/DUI	4		\$6,142.40
Other Vehicular Crime	1		\$4,500.00
Stalking	1	0	\$180.00
Robbery	0	0	\$0.00
Terrorism	0		\$0.00
Kidnapping	0	0	\$0.00
Arson	1	1	\$1,000.00
Other	6	6	\$2,518.42
<b>Total</b>	<b>74</b>	<b>25</b>	<b>\$91,190.79</b>
<b>Type of Service</b>			
Medical/Dental			\$47,248.70
Mental Health			\$20,768.00
Economic Support			\$8,377.10
Funeral/Burial			\$12,890.17
Crime Scene Clean-up			\$0.00
Forensic Sexual Assault Exams			\$934.40
Other			\$972.42
<b>Total</b>			<b>\$91,190.79</b>

# 15<sup>TH</sup> JUDICIAL DISTRICT BACA, CHEYENNE, KIOWA AND PROWERS COUNTIES

CONTACT INFORMATION: Ms. TAMMY WILLIAMS  
OFFICE OF THE DISTRICT ATTORNEY  
110 OAK STREET  
LAMAR, CO 81052  
(719) 336-7446

TOTAL NUMBER OF NEW CLAIMS RECEIVED DURING THE REPORTING PERIOD – 10

NUMBER OF CLAIMS PAID/FUNDS EXPENDED

Type of Crime	Number of Claims Paid	Number of Domestic Violence Related Claims	Funds Expended
Assault	8	1	\$36,060.33
Homicide	0	0	\$0.00
Sexual Assault	0	0	\$0.00
Child Abuse	1		\$688.00
DWI/DUI	0		\$0.00
Other Vehicular Crime	2		\$13,374.93
Stalking	0	0	\$0.00
Robbery	0	0	\$0.00
Terrorism	0		\$0.00
Kidnapping	0	0	\$0.00
Arson	0	0	\$0.00
Other	0	0	\$0.00
<b>Total</b>	11	1	\$50,123.26
<b>Type of Service</b>			
Medical/Dental			\$41,980.46
Mental Health			\$2,181.00
Economic Support			\$961.80
Funeral/Burial			\$5,000.00
Crime Scene Clean-up			\$0.00
Forensic Sexual Assault Exams			\$0.00
Other			\$0.00
<b>Total</b>			\$50,123.26

# 16<sup>TH</sup> JUDICIAL DISTRICT BENT, CROWLEY AND OTERO COUNTIES

CONTACT INFORMATION: Ms. KAREN GATES  
OFFICE OF THE DISTRICT ATTORNEY  
P.O. Box 980  
LA JUNTA, CO 81050  
(719) 384-8786

TOTAL NUMBER OF NEW CLAIMS RECEIVED DURING THE REPORTING PERIOD – 51

## NUMBER OF CLAIMS PAID/FUNDS EXPENDED

Type of Crime	Number of Claims Paid	Number of Domestic Violence Related Claims	Funds Expended
Assault	18	12	\$25,889.64
Homicide	6	2	\$5,763.05
Sexual Assault	4	2	\$796.97
Child Abuse	10		\$5,426.62
DWI/DUI	0		\$0.00
Other Vehicular Crime	1		\$610.05
Stalking	1	1	\$187.44
Robbery	4	1	\$983.80
Terrorism	0		\$0.00
Kidnapping	0	0	\$0.00
Arson	0	0	\$0.00
Other	3	1	\$1,855.25
<b>Total</b>	<b>47</b>	<b>19</b>	<b>\$41,512.82</b>
<b>Type of Service</b>			
Medical/Dental			\$24,445.77
Mental Health			\$5,548.70
Economic Support			\$6,083.39
Funeral/Burial			\$3,865.55
Crime Scene Clean-up			\$0.00
Forensic Sexual Assault Exams			\$0.00
Other			\$1,569.41
<b>Total</b>			<b>\$41,512.82</b>

# 17<sup>TH</sup> JUDICIAL DISTRICT ADAMS AND BROOMFIELD COUNTIES

CONTACT INFORMATION: Ms. JOHNNNA ALIG  
OFFICE OF THE DISTRICT ATTORNEY  
1100 JUDICIAL CENTER DRIVE, STE. 100  
BRIGHTON, CO 80601  
(303) 835-5614

TOTAL NUMBER OF NEW CLAIMS RECEIVED DURING THE REPORTING PERIOD – 1,556

## NUMBER OF CLAIMS PAID/FUNDS EXPENDED

Type of Crime	Number of Claims Paid	Number of Domestic Violence Related Claims	Funds Expended
Assault	320	179	\$615,443.01
Homicide	58	2	\$227,101.90
Sexual Assault	140	1	\$141,114.39
Child Abuse	113		\$92,165.72
DWI/DUI	13		\$20,096.64
Other Vehicular Crime	32		\$94,574.38
Stalking	18	1	\$16,576.82
Robbery	77	0	\$70,732.90
Terrorism	0		\$0.00
Kidnapping	9	8	\$16,726.92
Arson	1	0	\$585.78
Other	13	12	\$4,917.52
<b>Total</b>	<b>794</b>	<b>203</b>	<b>\$1,300,035.98</b>
<b>Type of Service</b>			
Medical/Dental			\$785,722.91
Mental Health			\$316,639.50
Economic Support			\$54,062.43
Funeral/Burial			\$102,438.81
Crime Scene Clean-up			\$972.12
Forensic Sexual Assault Exams			\$0.00
Other			\$40,200.21
<b>Total</b>			<b>\$1,300,035.98</b>

# 18<sup>TH</sup> JUDICIAL DISTRICT

## ARAPAHOE, DOUGLAS, ELBERT AND LINCOLN COUNTIES

CONTACT INFORMATION: Ms. WENDY BUTER  
 OFFICE OF THE DISTRICT ATTORNEY  
 7305 S. POTOMAC, ROOM 300  
 ENGLEWOOD, CO 80112  
 (720) 874-8607

TOTAL NUMBER OF NEW CLAIMS RECEIVED DURING THE REPORTING PERIOD – 984

### NUMBER OF CLAIMS PAID/FUNDS EXPENDED

Type of Crime	Number of Claims Paid	Number of Domestic Violence Related Claims	Funds Expended
Assault	341	177	\$691,392.00
Homicide	54	0	\$145,901.00
Sexual Assault	74	1	\$93,575.00
Child Abuse	284		\$251,555.00
DWI/DUI	18		\$52,265.00
Other Vehicular Crime	38		\$229,620.00
Stalking	18	6	\$10,691.00
Robbery	16	11	\$13,368.00
Terrorism	0		\$0.00
Kidnapping	5	2	\$3,604.00
Arson	2	1	\$5,063.00
Other	0	0	\$0.00
<b>Total</b>	<b>850</b>	<b>198</b>	<b>\$1,497,034.00</b>
<b>Type of Service</b>			
Medical/Dental			\$762,903.00
Mental Health			\$411,912.00
Economic Support			\$144,179.00
Funeral/Burial			\$172,744.00
Crime Scene Clean-up			\$100.00
Forensic Sexual Assault Exams			\$0.00
Other			\$5,196.00
<b>Total</b>			<b>\$1,497,034.00</b>



# 19<sup>TH</sup> JUDICIAL DISTRICT WELD COUNTY

CONTACT INFORMATION: Ms. KAROL PATCH  
OFFICE OF THE DISTRICT ATTORNEY  
P.O. Box 1167  
GREELEY, CO 80632  
(970) 356-4000 EXT. 4748

TOTAL NUMBER OF NEW CLAIMS RECEIVED DURING THE REPORTING PERIOD – 184

## NUMBER OF CLAIMS PAID/FUNDS EXPENDED

Type of Crime	Number of Claims Paid	Number of Domestic Violence Related Claims	Funds Expended
Assault	84	37	\$202,368.71
Homicide	26	0	\$78,562.58
Sexual Assault	19	4	\$30,204.04
Child Abuse	70		\$57,941.42
DWI/DUI	2		\$1,744.11
Other Vehicular Crime	7		\$78,683.96
Stalking	0	0	\$0.00
Robbery	3	0	\$2,494.41
Terrorism	0		\$0.00
Kidnapping	0	0	\$0.00
Arson	0	0	\$0.00
Other	4	4	\$690.34
<b>Total</b>	<b>215</b>	<b>45</b>	<b>\$452,689.57</b>
<b>Type of Service</b>			
Medical/Dental			\$289,731.92
Mental Health			\$76,640.37
Economic Support			\$40,021.55
Funeral/Burial			\$37,342.39
Crime Scene Clean-up			\$8,953.34
Forensic Sexual Assault Exams			\$0.00
Other			\$0.00
<b>Total</b>			<b>\$452,689.57</b>

## 20<sup>TH</sup> JUDICIAL DISTRICT BOULDER COUNTY

CONTACT INFORMATION: Ms. JUDE ALLEN  
OFFICE OF THE DISTRICT ATTORNEY  
BOULDER COUNTY COURTS BLDG.  
1035 KIMBARK STREET  
LONGMONT, CO 80501  
(303) 682-6801

TOTAL NUMBER OF NEW CLAIMS RECEIVED DURING THE REPORTING PERIOD – 465

### NUMBER OF CLAIMS PAID/FUNDS EXPENDED

Type of Crime	Number of Claims Paid	Number of Domestic Violence Related Claims	Funds Expended
Assault	210	142	\$276,518.76
Homicide	5	0	\$21,120.96
Sexual Assault	19	0	\$15,810.49
Child Abuse	245		\$243,149.38
DWI/DUI	7		\$49,910.95
Other Vehicular Crime	8		\$14,293.78
Stalking	14	12	\$13,521.00
Robbery	14	1	\$8,126.48
Terrorism	0		\$0.00
Kidnapping	0	0	\$0.00
Arson	5	0	\$2,211.20
Other	62	61	\$57,176.41
<b>Total</b>	589	216	\$701,839.41
<b>Type of Service</b>			
Medical/Dental			\$166,624.31
Mental Health			\$414,522.66
Economic Support			\$97,162.79
Funeral/Burial			\$19,083.34
Crime Scene Clean-up			\$0.00
Forensic Sexual Assault Exams			\$0.00
Other			\$4,446.31
<b>Total</b>			\$701,839.41

## 21<sup>ST</sup> JUDICIAL DISTRICT MESA COUNTY

CONTACT INFORMATION: Ms. MARY SOMMERFELD  
OFFICE OF THE DISTRICT ATTORNEY  
P.O. Box 20,000-5031  
GRAND JUNCTION, CO 81502  
(970) 244-1730

TOTAL NUMBER OF NEW CLAIMS RECEIVED DURING THE REPORTING PERIOD – 196

### NUMBER OF CLAIMS PAID/FUNDS EXPENDED

Type of Crime	Number of Claims Paid	Number of Domestic Violence Related Claims	Funds Expended
Assault	83	36	\$160,321.71
Homicide	2	1	\$2,842.62
Sexual Assault	4	0	\$3,044.40
Child Abuse	46		\$38,978.29
DWI/DUI	1		\$680.00
Other Vehicular Crime	16		\$50,956.93
Stalking	0	0	\$0.00
Robbery	3	0	\$1,800.00
Terrorism	0		\$0.00
Kidnapping	3	0	\$800.00
Arson	0	0	\$0.00
Other	0	0	\$0.00
<b>Total</b>	158	37	\$259,423.95
<b>Type of Service</b>			
Medical/Dental			\$150,287.02
Mental Health			\$49,237.82
Economic Support			\$23,132.55
Funeral/Burial			\$30,842.62
Crime Scene Clean-up			\$0.00
Forensic Sexual Assault Exams			\$0.00
Other			\$5,923.94
<b>Total</b>			\$259,423.95

## 22<sup>ND</sup> JUDICIAL DISTRICT DOLORES AND MONTEZUMA COUNTIES

CONTACT INFORMATION: Ms. CHARLENE OZANIK  
OFFICE OF THE DISTRICT ATTORNEY  
P.O. Box 936  
CORTEZ, CO 81321  
(970) 565-2755

TOTAL NUMBER OF NEW CLAIMS RECEIVED DURING THE REPORTING PERIOD – 49

### NUMBER OF CLAIMS PAID/FUNDS EXPENDED

Type of Crime	Number of Claims Paid	Number of Domestic Violence Related Claims	Funds Expended
Assault	19	14	\$13,646.95
Homicide	5	0	\$4,717.12
Sexual Assault	1	1	\$1,000.00
Child Abuse	16		\$7,240.90
DWI/DUI	0		\$0.00
Other Vehicular Crime	6		\$20,831.66
Stalking	0	0	\$0.00
Robbery	0	0	\$0.00
Terrorism	0		\$0.00
Kidnapping	0	0	\$0.00
Arson	1	1	\$500.00
Other	0	0	\$0.00
<b>Total</b>	<b>48</b>	<b>16</b>	<b>\$47,936.63</b>
Type of Service			
Medical/Dental			\$2,801.55
Mental Health			\$13,200.00
Economic Support			\$23,947.96
Funeral/Burial			\$3,000.00
Crime Scene Clean-up			\$0.00
Forensic Sexual Assault Exams			\$0.00
Other			\$4,987.12
<b>Total</b>			<b>\$47,936.63</b>