

**COLORADO
VICTIM
COMPENSATION
2005 ANNUAL REPORT**

OCTOBER 1, 2004 – SEPTEMBER 30, 2005

Colorado Department of Public Safety

Division of Criminal Justice, Office for Victims Programs



Financial assistance for victims of violent crimes

April 2006

The Office for Victims Programs exists to improve the physical and emotional recovery of Colorado's crime victims and to restore victims' confidence in the criminal justice system.



JOE MORALES, EXECUTIVE DIRECTOR, DEPARTMENT OF PUBLIC SAFETY

CAROL C. POOLE, ACTING DIRECTOR, DIVISION OF CRIMINAL JUSTICE

NANCY FELDMAN, MANAGER, OFFICE FOR VICTIMS PROGRAMS

STEPHANIE PIECHOWSKI, FINANCIAL SPECIALIST

ANTHONY J. TILGER, VICTIM COMPENSATION ADMINISTRATOR

COLORADO DEPARTMENT OF PUBLIC SAFETY
DIVISION OF CRIMINAL JUSTICE, OFFICE FOR VICTIMS PROGRAMS
700 KIPLING STREET, SUITE 1000
DENVER, CO 80215
PHONE: 303-239-4442 / TOLL FREE 1-888-282-1080
FAX: 303-239-5743
WEBSITE: <http://dcj.state.co.us/>

TABLE OF CONTENTS

	<u>Page</u>
History	1
Applying for Victim Compensation	2
Compensable Losses	3
Funding	4
Restitution	5
State Revenue by Judicial District – table	6
History of Federal Victim Compensation Awards to the State of Colorado – graph . . .	7
Federal Funds Subgranted to Judicial Districts (FFY 2004) – table.	8
Percentage of Payments by Crime Category – Statewide totals	9
Payments by Service Type – Statewide totals	10
Victim Compensation Program Information	11
Number of Victim Compensation Claims Processed/Funds Expended	
• 1st Judicial District	12
• 2nd Judicial District	13
• 3rd Judicial District	14
• 4th Judicial District	15
• 5th Judicial District	16
• 6th Judicial District	17
• 7th Judicial District	18
• 8th Judicial District	19
• 9th Judicial District	20
• 10th Judicial District	21
• 11th Judicial District	22
• 12th Judicial District	23
• 13th Judicial District	24
• 14th Judicial District	25
• 15th Judicial District	26
• 16th Judicial District	27
• 17th Judicial District	28
• 18th Judicial District	29
• 19th Judicial District	30
• 20th Judicial District	31
• 21st Judicial District	32
• 22nd Judicial District	33

HISTORY

In 1981, the Colorado General Assembly passed legislation creating the Crime Victim Compensation Program. The legislation (C.R.S. 24-4.1, Part 1) created a funding mechanism to assist crime victims with actual expenses incurred as a result of criminal acts that are not reimbursed by another source. The statute applies to crimes committed after July 1, 1982.

The legislation also established victim compensation programs in each of Colorado's 22 judicial districts. Funding and service delivery are decentralized, i.e. each district is responsible for the administration, financial management, and decision-making regarding its victim compensation funds.

The federal Victims of Crime Act (VOCA) of 1984 added additional funds and state level responsibilities to the Crime Victim Compensation Program. Colorado has received federal funds to supplement the crime victim compensation program since 1985.

Federal crime victim compensation funds are administered by the Division of Criminal Justice, Colorado Department of Public Safety, and are passed through, or subgranted, to the judicial districts.

The Victims' Compensation and Assistance Coordinating Committee, a governor-appointed advisory board, is responsible for the development and enforcement of the *Standards for the Administration of Crime Victim Compensation Programs*. The Division of Criminal Justice is statutorily mandated to provide staff to support this effort. The first Standards were adopted in 1992 and were amended in 1998 and in 2004. The *Review of Violations of the Standards for the Administration of Crime Victim Compensation and Victim Assistance and Law Enforcement Programs and Related Sanctions* were adopted in 1994.

APPLYING FOR VICTIM COMPENSATION

Colorado's decentralized system establishes a separate program in each judicial district, and requires victims to file claims for compensation in the judicial district where the crime occurred.

Victims may receive a maximum amount of \$20,000 for out-of-pocket expenses not covered by insurance or other collateral resources. Victim Compensation is the "payor of last resort;" therefore, programs require that victims apply for other sources of payment before turning to Victim Compensation.

Many programs are not able to award compensation up to the \$20,000 statutory limit due to the number of claims received and the amount of revenue received in the judicial district. Additional information can be obtained by contacting the administrators in the individual judicial districts.

COMPENSABLE LOSSES

Any person victimized by violent crime in the state of Colorado, Colorado residents who are victimized in a state or country that does not have a victim compensation program, or residents who are victims of terrorism may apply for victim compensation in the state of Colorado.

Compensable crimes include:

- Assault
- Child Abuse
- Robbery
- Arson
- Homicide
- DWI/DUI
- Terrorism
- Other violent crimes including some vehicular crimes
- Sexual Assault
- Stalking
- Kidnapping

Victims may receive up to \$20,000 for out-of-pocket expenses not covered by insurance or other collateral resources; and/or, depending on the program, up to \$1,000 for emergency awards. Losses directly related to the compensable crime are eligible for reimbursement and may include:

- Medical and dental expenses;
- Mental health expenses;
- Economic support (lost wages; loss of support to dependents);
- Funeral/burial expenses;
- Repair or replacement of doors, locks and/or windows of residential property.

Additionally, applicants must meet the following criteria:

- Be the victim of an eligible crime, which occurred on or after July 1, 1982, that results in an out-of-pocket financial loss;
- Report the crime to law enforcement within 72 hours;
- Cooperate with law enforcement in the investigation and prosecution of the case;
- File for compensation within one year (within six months for eligible property crimes);
- Not substantially contribute to their victimization.

FUNDING

The Victim Compensation Program in Colorado's 22 judicial districts receive funding from fines and surcharges collected at both the state and federal level.

State victim compensation funds are collected from offenders who are convicted of, or receive a deferred sentence for, crimes classified as follows:

Felony	\$125.00
Misdemeanor	\$ 60.00
Class 1 Misdemeanor Traffic Offenses	\$ 35.00
Class 2 Misdemeanor Traffic Offenses	\$ 25.00

Federal victim compensation funds are collected from federal criminal fines and penalties and awarded to the states by the U.S. Department of Justice, Office for Victims of Crime. States may apply for a grant each year. Award amounts equal 60 percent of the total amount of funds paid to victims from state victim compensation funds in the previous federal fiscal year. The Division of Criminal Justice administers these federal funds by subgranting them to the individual judicial districts based on need and spending patterns.

RESTITUTION

Upon sentencing, the court may order the defendant to pay restitution to the victim. Restitution is based on monetary losses suffered by the victim as a result of the crime.

Since a case must reach a final disposition for the court to order restitution, victims may not be awarded restitution for a year or more. Victim Compensation Programs are usually able to make an award to a crime victim within 45 days of receiving a completed application, helping victims meet their initial needs.

The Court may order an offender to repay the Victim Compensation fund for expenses paid to a victim or service provider on behalf of the victim out of the Victim Compensation fund. In effect, the offender is reimbursing the fund for some or all of the dollars awarded to the victim. This holds the offender accountable for his/her criminal actions.

OTHER SOURCES OF REVENUE

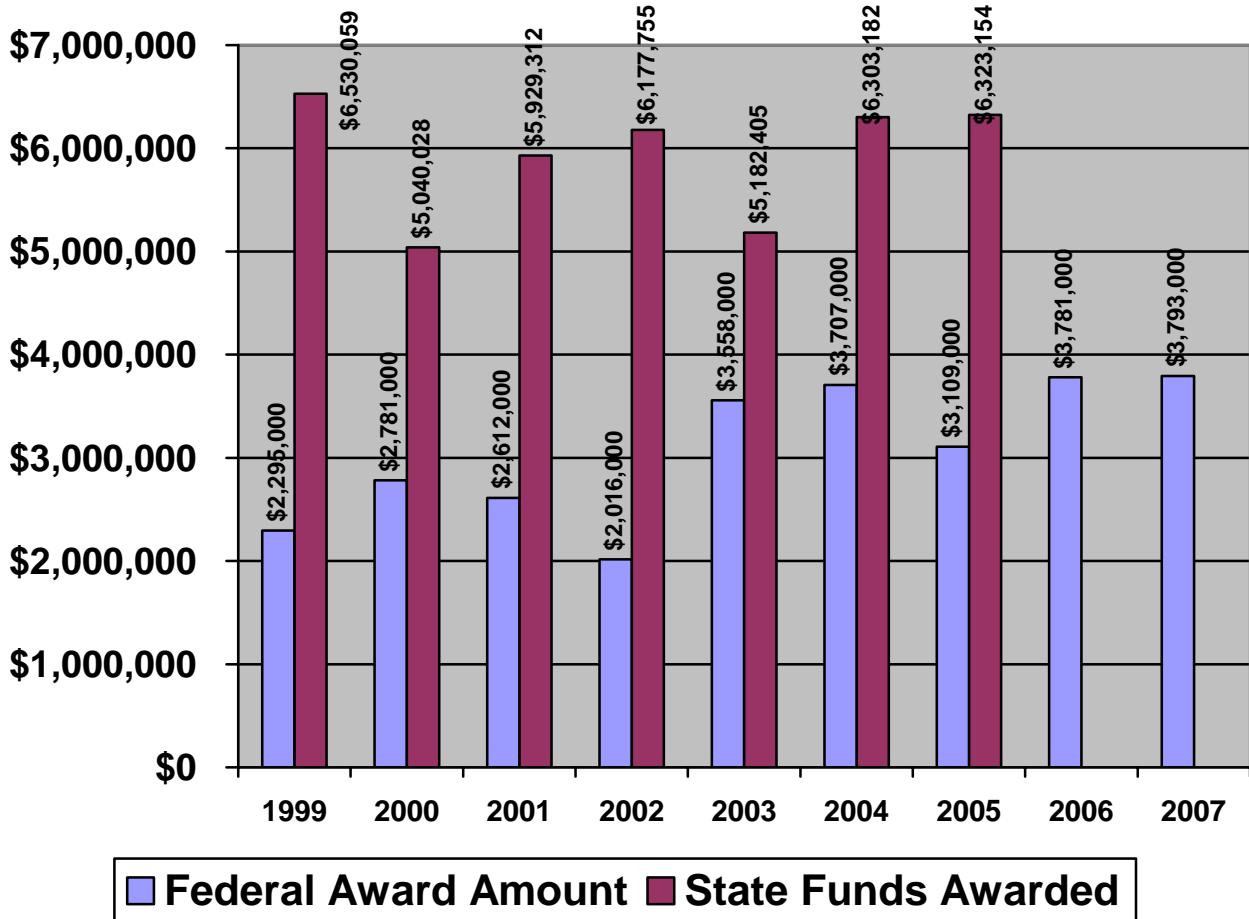
Each year judicial districts receive additional revenue to their victim compensation fund in the form of interest earned on the state dollars collected, refunds from collateral sources and donations to the fund. Additionally, some districts receive a portion of restitution payments made by defendants and not claimed by the intended recipient (unclaimed restitution).

STATE REVENUE BY JUDICIAL DISTRICT OCTOBER 1, 2004 TO SEPTEMBER 30, 2005

J.D.	Fines [1]	Interest [5]	Eligible DA Admin Fund* [2]	Eligible Court Admin Fund* [3]	Revenue After Deductions [4]	Restitution [6]	Unclaimed Restitution & Donations [7]	Refunds [8]	Amount to Program [9]
Formula:			[1+5] x 10%	[1+5] x 2.5%	[1+5] - ([2]+[3])				[4+6+7+8]
1st	\$792,290.41	\$1,986.71	\$79,427.71	\$19,856.93	\$694,992.48	\$132,175.25	\$49,180.78	\$14,014.59	\$890,363.10
2nd	\$694,823.22	\$130.29	\$69,495.35	\$17,373.84	\$608,084.32	\$177,934.10	\$70,831.41	\$72,019.30	\$928,869.13
3rd	\$59,470.38	\$1,124.43	\$6,059.48	\$1,514.87	\$53,020.46	\$7,796.29	\$0.00	\$298.40	\$61,115.15
4th	\$881,252.54	\$776.74	\$88,202.93	\$22,050.73	\$771,775.62	\$183,409.57	\$0.00	\$21,680.62	\$976,865.81
5th	\$173,747.81	\$821.25	\$17,456.91	\$4,364.23	\$152,747.93	\$37,144.01	\$0.00	\$25,976.00	\$215,867.94
6th	\$112,061.64	\$309.81	\$11,237.15	\$2,809.29	\$98,325.02	\$43,694.45	\$0.00	\$360.80	\$142,380.27
7th	\$129,433.18	\$691.98	\$13,012.52	\$3,253.13	\$113,859.52	\$21,952.90	\$0.00	\$4,589.00	\$140,401.42
8th	\$477,542.25	\$10,886.75	\$48,842.90	\$12,210.73	\$427,375.38	\$106,470.50	\$0.00	\$8,981.54	\$542,827.42
9th	\$137,737.06	\$183.09	\$13,792.02	\$3,448.00	\$120,680.13	\$59,511.35	\$0.00	\$5,068.91	\$185,260.39
10th	\$254,519.47	\$2,054.09	\$25,657.36	\$6,414.34	\$224,501.87	\$63,975.67	\$10,055.68	\$544.01	\$299,077.23
11th	\$135,691.28	\$0.00	\$13,569.13	\$3,392.28	\$118,729.87	\$26,995.08	\$0.00	\$5,520.39	\$151,245.34
12th	\$81,219.04	\$1,326.34	\$8,254.54	\$2,063.63	\$72,227.21	\$41,481.86	\$0.00	\$0.00	\$113,709.07
13th	\$133,121.22	\$1,629.86	\$13,475.11	\$3,368.78	\$117,907.20	\$27,294.28	\$0.00	\$237.00	\$145,438.48
14th	\$105,605.15	\$1,159.84	\$10,676.50	\$2,669.12	\$93,419.37	\$39,283.74	\$0.00	\$446.43	\$133,149.54
15th	\$63,864.60	\$2,447.47	\$6,631.21	\$1,657.80	\$58,023.06	\$12,071.84	\$0.00	\$3,181.00	\$73,275.90
16th	\$61,538.83	\$126.46	\$6,166.53	\$1,541.63	\$53,957.13	\$8,131.46	\$0.00	\$2,907.08	\$64,995.67
17th	\$676,505.40	\$311.59	\$67,681.70	\$16,920.42	\$592,214.87	\$57,443.74	\$0.00	\$26,232.29	\$675,890.90
18th	\$930,779.59	\$7,305.87	\$93,808.55	\$23,452.14	\$820,824.78	\$257,467.93	\$300.00	\$7,385.58	\$1,085,978.29
19th	\$359,976.31	\$5,257.12	\$36,523.34	\$9,130.84	\$319,579.25	\$80,227.67	\$0.00	\$10,951.77	\$410,758.69
20th	\$321,140.12	\$110.94	\$32,125.11	\$8,031.28	\$281,094.68	\$55,751.41	\$200.00	\$20,063.60	\$357,109.69
21st	\$281,979.11	\$163.81	\$28,214.29	\$7,053.57	\$246,875.06	\$57,582.42	\$2,567.95	\$1,788.55	\$308,813.98
22nd	\$57,080.34	\$122.98	\$5,720.33	\$1,430.08	\$50,052.91	\$24,441.00	\$0.00	\$0.00	\$74,493.91
TOTAL:	\$6,921,378.95	\$38,927.42	\$696,030.64	\$174,007.66	\$6,090,268.07	\$1,522,236.52	\$133,135.82	\$232,246.86	\$7,977,887.27

*Administrative Funds: Pursuant to statute, the District Attorney and the Court Administrator may use no more than 12.5% (10% District Attorney, 2.5% Court Administrator) of new monies deposited into the victim compensation fund for administrative costs. In some instances, unused administrative funds are returned to the program portion of the fund for the benefit of victims.

HISTORY OF FEDERAL VICTIM COMPENSATION AWARDS TO THE STATE OF COLORADO



	STATE FUNDS AWARDED	FEDERAL AWARD AMOUNT
1999	\$6,530,059	\$2,295,000
2000	\$5,040,028	\$2,781,000
2001	\$5,929,312	\$2,612,000
2002	\$6,177,755	\$2,016,000
2003	\$5,182,405	\$3,558,000
2004	\$6,303,182	\$3,707,000
2005	\$6,323,154	\$3,109,000
2006		(EST.) \$3,781,000
2007		(EST.) \$3,793,000

FEDERAL FUNDS SUBGRANTED* TO JUDICIAL DISTRICTS
 OCTOBER 1, 2004 TO SEPTEMBER 30, 2005
 (FEDERAL FISCAL YEAR 2004)

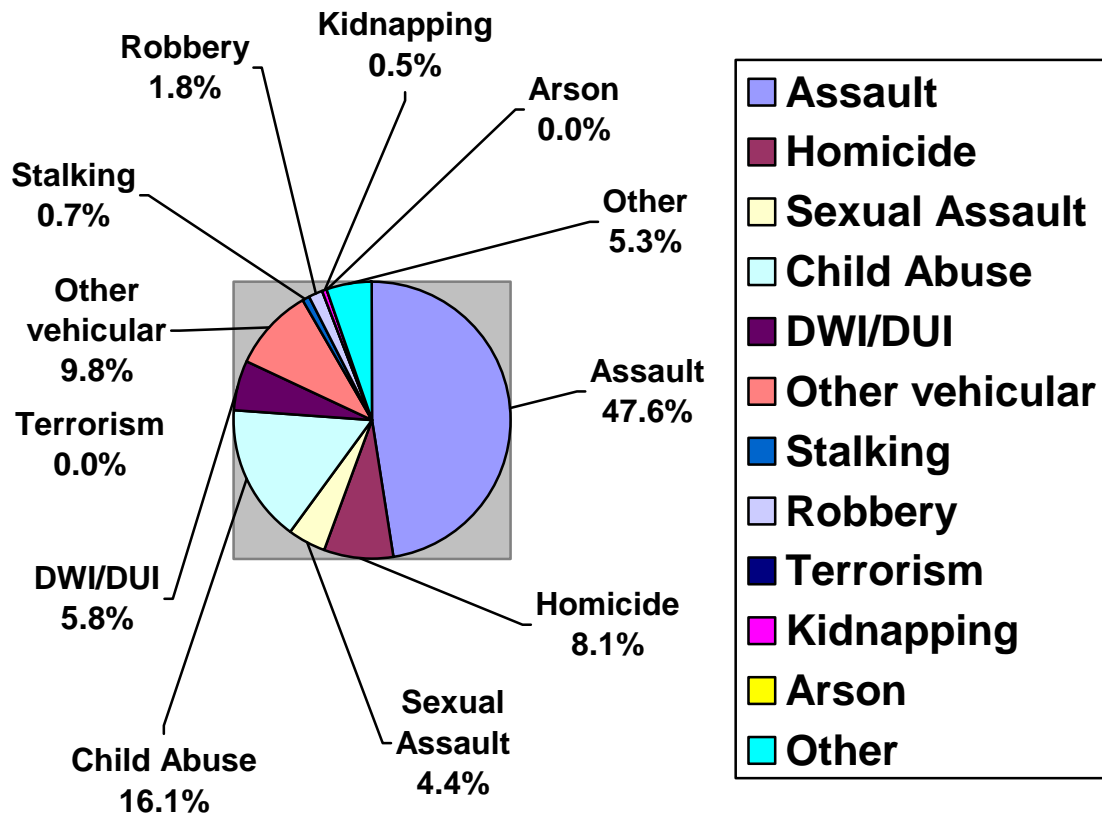
JD	Amount of federal dollars
1st	\$622,534
2nd	\$1,207,870
3rd	\$
4th	\$
5th	\$
6th	\$141,217
7th	\$
8th	\$
9th	\$57,628
10th	\$
11th	\$
12th	\$
13th	\$
14th	\$
15th	\$
16th	\$20,000
17th	\$580,381
18th	\$100,000
19th	\$50,000
20th	\$549,890
21st	\$
22nd	\$27,100

Each Judicial District that is eligible for federal victim compensation funds receives an award based upon an actuarial calculation. This calculation takes into consideration 1) a district's fund balance, and 2) weighted expenditure patterns over previous years. Some federal funds are also received for emergencies and/or fund balance shortfalls in order to stabilize the victim compensation funds, if necessary.

Not all districts need or apply for federal funds. As the table on this page indicates, ten of the districts utilized federal supplemental funds.

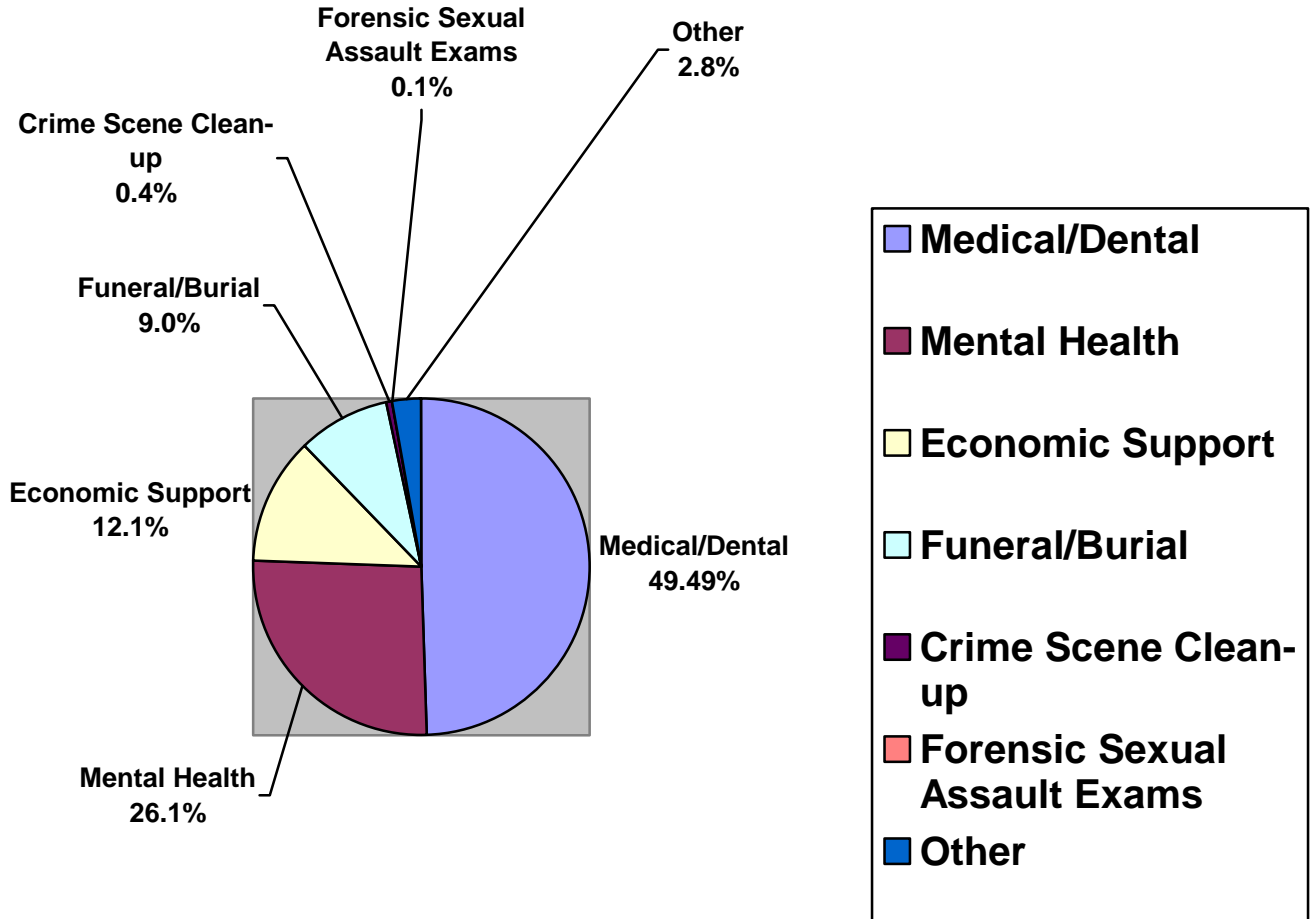
*The amount subgranted may not equal the dollars spent in the federal fiscal year, as monies may be carried over into the next fiscal year.

PERCENTAGE OF PAYMENTS BY CRIME CATEGORY – STATEWIDE TOTALS
OCTOBER 1, 2004 TO SEPTEMBER 30, 2005



TOTAL PAYMENTS BY CRIME CATEGORY	NUMBER OF CLAIMS	NUMBER OF D.V. CLAIMS (OF TOTAL CLAIMS)	TOTAL AWARD
ASSAULT	3,080	1,674	\$5,147,573.67
HOMICIDE	359	57	\$872,964.78
SEXUAL ASSAULT	483	41	\$474,967.22
CHILD ABUSE	1,953		\$1,747,253.86
DWI/DUI	190		\$630,172.42
OTHER VEHICULAR CRIMES	312		\$1,062,845.35
STALKING	69	30	\$71,240.77
ROBBERY	259	6	\$191,881.26
TERRORISM	0		\$0.00
KIDNAPPING	39	14	\$51,042.48
ARSON	5	1	\$4,709.72
OTHER	444	253	\$569,175.75
TOTAL	7,193	2,076	\$10,823,827.28

**PAYMENTS BY SERVICE TYPE – STATEWIDE TOTALS
OCTOBER 1, 2004 TO SEPTEMBER 30, 2005**



TOTAL DOLLARS PAID BY SERVICE TYPE	TOTAL AWARD
MEDICAL/DENTAL	\$5,356,965.01
MENTAL HEALTH	\$2,823,452.32
ECONOMIC SUPPORT	\$1,314,051.24
FUNERAL/BURIAL	\$971,432.14
CRIME SCENE CLEAN-UP	\$47,700.09
FORENSIC SEXUAL ASSAULT EXAMS	\$5,695.52
OTHER	\$304,530.96
TOTAL	\$10,823,827.28

VICTIM COMPENSATION PROGRAM INFORMATION

The Victim Compensation Program for each judicial district is housed within the District Attorney's Office. To obtain information about filing an application, contact the victim compensation administrator in the district where the crime occurred.

Questions may also be directed to: The Division of Criminal Justice, 700 Kipling Street, Suite 1000, Denver, CO 80215; 303-239-5719 or toll free within Colorado at 1-888-282-1080.

Important note: In 2006, the Division of Criminal Justice determined that there was an error in the application of a software program used for the 2004 Annual Report, which resulted in the number of victims receiving compensation to be reported incorrectly. This error has been corrected for the 2005 Annual Report, which has resulted in a significant decrease in the Number of Claims Paid During the Reporting Period from 2004.

1ST JUDICIAL DISTRICT GILPIN AND JEFFERSON COUNTIES

CONTACT INFORMATION: Ms. AMY GREER
OFFICE OF THE DISTRICT ATTORNEY
500 JEFFERSON COUNTY PARKWAY
GOLDEN, CO 80401-6020
(303) 271-6846

NUMBER OF CLAIMS PROCESSED/FUNDS EXPENDED

Type of Crime	Number of Claims Paid	Funds Expended	Number of Domestic Violence Related Claims
Assault	270	\$423,215.02	153
Homicide	25	\$72,917.09	3
Sexual Assault	45	\$43,918.94	6
Child Abuse	369	\$384,485.47	
DWI/DUI	17	\$38,778.53	
Other Vehicular Crime	23	\$85,783.11	
Stalking	24	\$17,479.37	14
Robbery	73	\$68,452.13	0
Terrorism	0	\$0.00	
Kidnapping	7	\$6,232.15	5
Arson	1	\$280.00	1
Other	107	\$79,016.56	98
Total	961	\$1,220,558.37	280
Type of Service		Funds Expended	
Medical/Dental		\$440,463.42	
Mental Health		\$555,927.94	
Economic Support		\$128,495.87	
Funeral/Burial		\$57,840.81	
Crime Scene Clean-up		\$27,700.03	
Forensic Sexual Assault Exams		\$0.00	
Other		\$10,130.30	
Total		\$1,220,558.37	

2ND JUDICIAL DISTRICT DENVER COUNTY

CONTACT INFORMATION: Ms. LINDA FERRY
OFFICE OF THE DISTRICT ATTORNEY
201 W. COLFAX, DEPT. 801
DENVER, CO 80202
(720) 913-9253

NUMBER OF CLAIMS PROCESSED/FUNDS EXPENDED

Type of Crime	Number of Claims Paid	Funds Expended	Number of Domestic Violence Related Claims
Assault	434	\$970,466.98	114
Homicide	90	\$245,186.41	12
Sexual Assault	69	\$96,064.33	11
Child Abuse	117	\$122,791.77	
DWI/DUI	35	\$116,306.46	
Other Vehicular Crime	31	\$130,249.50	
Stalking	13	\$27,482.18	0
Robbery	35	\$25,694.42	0
Terrorism	0	\$0.00	
Kidnapping	8	\$7,299.08	1
Arson	0	\$0.00	0
Other	20	\$21,837.63	6
Total	852	\$1,763,378.76	144
Type of Service		Funds Expended	
Medical/Dental		\$961,300.59	
Mental Health		\$250,263.79	
Economic Support		\$259,359.82	
Funeral/Burial		\$267,577.46	
Crime Scene Clean-up		\$3,153.90	
Forensic Sexual Assault Exams		\$0.00	
Other		\$21,723.20	
Total		\$1,763,378.76	

3RD JUDICIAL DISTRICT HUERFANO AND LAS ANIMAS COUNTIES

CONTACT INFORMATION: Ms. LINDA SUMNER
OFFICE OF THE DISTRICT ATTORNEY
500 SOUTH ALBERT
WALSENBURG, CO 81089
(719) 738-1510

NUMBER OF CLAIMS PROCESSED/FUNDS EXPENDED

Type of Crime	Number of Claims Paid	Funds Expended	Number of Domestic Violence Related Claims
Assault	19	\$51,979.95	5
Homicide	4	\$6,645.50	2
Sexual Assault	4	\$2,853.09	0
Child Abuse	4	\$3,592.00	
DWI/DUI	1	\$756.00	
Other Vehicular Crime	1	\$958.20	
Stalking	0	\$0.00	0
Robbery	0	\$0.00	0
Terrorism	0	\$0.00	
Kidnapping	1	\$320.00	0
Arson	0	\$0.00	0
Other	0	\$0.00	0
Total	34	\$67,104.74	7
Type of Service		Funds Expended	
Medical/Dental		\$50,978.14	
Mental Health		\$8,555.10	
Economic Support		\$2,351.76	
Funeral/Burial		\$4,569.74	
Crime Scene Clean-up		\$0.00	
Forensic Sexual Assault Exams		\$0.00	
Other		\$650.00	
Total		\$67,104.74	

4TH JUDICIAL DISTRICT EL PASO AND TELLER COUNTIES

CONTACT INFORMATION: Ms. KELLY KISSELL
OFFICE OF THE DISTRICT ATTORNEY
105 EAST VERMIJO, SUITE 600
COLORADO SPRINGS, CO 80903
(719) 520-6051

NUMBER OF CLAIMS PROCESSED/FUNDS EXPENDED

Type of Crime	Number of Claims Paid	Funds Expended	Number of Domestic Violence Related Claims
Assault	307	\$614,518.21	151
Homicide	53	\$103,312.69	9
Sexual Assault	47	\$36,317.00	10
Child Abuse	157	\$117,995.60	
DWI/DUI	5	\$16,843.57	
Other Vehicular Crime	52	\$183,153.59	
Stalking	0	\$0.00	0
Robbery	35	\$43,747.34	1
Terrorism	0	\$0.00	
Kidnapping	2	\$2,461.28	0
Arson	0	\$0.00	0
Other	6	\$1,954.55	0
Total	664	\$1,120,303.83	171
Type of Service		Funds Expended	
Medical/Dental		\$582,893.02	
Mental Health		\$156,274.86	
Economic Support		\$192,033.65	
Funeral/Burial		\$123,248.14	
Crime Scene Clean-up		\$1,279.76	
Forensic Sexual Assault Exams		\$0.00	
Other		\$64,574.40	
Total		\$1,120,303.83	

5TH JUDICIAL DISTRICT CLEAR CREEK, EAGLE, LAKE AND SUMMIT COUNTIES

CONTACT INFORMATION: Ms. KRISTA WHITTLE
OFFICE OF THE DISTRICT ATTORNEY
P.O. BOX 2000
GEORGETOWN, CO 80444
(303) 569-2567 EXT. 10

NUMBER OF CLAIMS PROCESSED/FUNDS EXPENDED

Type of Crime	Number of Claims Paid	Funds Expended	Number of Domestic Violence Related Claims
Assault	281	\$188,075.65	244
Homicide	12	\$6,302.55	8
Sexual Assault	8	\$6,071.08	0
Child Abuse	25	\$21,200.65	
DWI/DUI	3	\$4,942.80	
Other Vehicular Crime	9	\$50,895.51	
Stalking	1	\$290.67	1
Robbery	1	\$1,314.77	0
Terrorism	0	\$0.00	
Kidnapping	1	\$1,000.00	1
Arson	0	\$0.00	0
Other	1	\$30.72	0
Total	342	\$280,124.40	254
Type of Service		Funds Expended	
Medical/Dental		\$167,283.45	
Mental Health		\$63,519.12	
Economic Support		\$39,442.56	
Funeral/Burial		\$9,373.01	
Crime Scene Clean-up		\$0.00	
Forensic Sexual Assault Exams		\$0.00	
Other		\$506.26	
Total		\$280,124.40	

6TH JUDICIAL DISTRICT ARCHULETA, LA PLATA AND SAN JUAN COUNTIES

CONTACT INFORMATION: Ms. JANE FOY
OFFICE OF THE DISTRICT ATTORNEY
1060 E. SECOND AVE.
DURANGO, CO 81302
(970) 247-8850

NUMBER OF CLAIMS PROCESSED/FUNDS EXPENDED

Type of Crime	Number of Claims Paid	Funds Expended	Number of Domestic Violence Related Claims
Assault	82	\$99,381.66	63
Homicide	4	\$4,845.56	4
Sexual Assault	10	\$9,261.99	0
Child Abuse	49	\$53,564.68	
DWI/DUI	7	\$42,513.04	
Other Vehicular Crime	10	\$52,697.95	
Stalking	0	\$0.00	0
Robbery	1	\$225.00	0
Terrorism	0	\$0.00	
Kidnapping	0	\$0.00	0
Arson	0	\$0.00	0
Other	3	\$4,115.00	0
Total	166	\$266,604.88	67
Type of Service		Funds Expended	
Medical/Dental		\$104,142.40	
Mental Health		\$128,269.14	
Economic Support		\$18,858.33	
Funeral/Burial		\$9,017.64	
Crime Scene Clean-up		\$0.00	
Forensic Sexual Assault Exams		\$0.00	
Other		\$6,317.37	
Total		\$266,604.88	

7TH JUDICIAL DISTRICT
DELTA, GUNNISON, HINSDALE, MONTROSE, OURAY AND SAN
MIGUEL COUNTIES

CONTACT INFORMATION: Ms. STACY SCHOTTEL
 OFFICE OF THE DISTRICT ATTORNEY
 MONTROSE COUNTY JUSTICE CENTER
 1200 N. GRAND AVE., #D
 MONTROSE, CO 81401
 (970) 252-4275

NUMBER OF CLAIMS PROCESSED/FUNDS EXPENDED

Type of Crime	Number of Claims Paid	Funds Expended	Number of Domestic Violence Related Claims
Assault	87	\$54,691.37	71
Homicide	5	\$9,998.12	1
Sexual Assault	19	\$8,775.41	2
Child Abuse	15	\$6,032.75	
DWI/DUI	5	\$6,281.85	
Other Vehicular Crime	1	\$1,759.20	
Stalking	1	\$88.33	1
Robbery	0	\$0.00	0
Terrorism	0	\$0.00	
Kidnapping	0	\$0.00	0
Arson	0	\$0.00	0
Other	11	\$5,784.67	9
Total	144	\$93,411.70	84
Type of Service		Funds Expended	
Medical/Dental		\$31,485.53	
Mental Health		\$35,119.94	
Economic Support		\$14,443.18	
Funeral/Burial		\$9,381.02	
Crime Scene Clean-up		\$0.00	
Forensic Sexual Assault Exams		\$0.00	
Other		\$2,982.03	
Total		\$93,411.70	

8TH JUDICIAL DISTRICT JACKSON AND LARIMER COUNTIES

CONTACT INFORMATION: Ms. JOAN BLANCH
OFFICE OF THE DISTRICT ATTORNEY
201 LA PORTE AVE., SUITE 200
FORT COLLINS, CO 80521-2763
(970) 498-7290

NUMBER OF CLAIMS PROCESSED/FUNDS EXPENDED

Type of Crime	Number of Claims Paid	Funds Expended	Number of Domestic Violence Related Claims
Assault	118	\$175,376.75	46
Homicide	10	\$21,507.91	5
Sexual Assault	25	\$18,611.77	2
Child Abuse	257	\$202,676.06	
DWI/DUI	15	\$65,296.31	
Other Vehicular Crime	18	\$51,656.96	
Stalking	4	\$4,133.73	2
Robbery	2	\$2,645.25	0
Terrorism	0	\$0.00	
Kidnapping	1	\$9,442.03	1
Arson	0	\$0.00	0
Other	73	\$53,914.77	50
Total	523	\$605,261.54	106
Type of Service		Funds Expended	
Medical/Dental		\$202,626.40	
Mental Health		\$241,800.00	
Economic Support		\$60,075.62	
Funeral/Burial		\$20,050.26	
Crime Scene Clean-up		\$1,309.00	
Forensic Sexual Assault Exams		\$0.00	
Other		\$79,400.26	
Total		\$605,261.54	

9TH JUDICIAL DISTRICT GARFIELD, PITKIN AND RIO BLANCO COUNTIES

CONTACT INFORMATION: Ms. JUDY MARTIN
OFFICE OF THE DISTRICT ATTORNEY
109 8TH STREET, SUITE 308
GLENWOOD SPRINGS, CO 81601
(970) 384-3517

NUMBER OF CLAIMS PROCESSED/FUNDS EXPENDED

Type of Crime	Number of Claims Paid	Funds Expended	Number of Domestic Violence Related Claims
Assault	56	\$105,316.36	34
Homicide	4	\$17,926.31	1
Sexual Assault	10	\$7,492.11	1
Child Abuse	33	\$25,273.57	
DWI/DUI	2	\$443.00	
Other Vehicular Crime	17	\$100,728.43	
Stalking	1	\$268.00	0
Robbery	0	\$980.00	0
Terrorism	0	\$0.00	
Kidnapping	0	\$0.00	0
Arson	0	\$0.00	0
Other	35	\$39,627.19	34
Total	158	\$298,054.97	70
Type of Service		Funds Expended	
Medical/Dental		\$184,853.33	
Mental Health		\$33,540.23	
Economic Support		\$46,459.66	
Funeral/Burial		\$18,378.35	
Crime Scene Clean-up		\$0.00	
Forensic Sexual Assault Exams		\$1,962.69	
Other		\$12,860.71	
Total		\$298,054.97	

10TH JUDICIAL DISTRICT PUEBLO COUNTY

CONTACT INFORMATION: Ms. FLORENCE HUNT
OFFICE OF THE DISTRICT ATTORNEY
701 COURT STREET
PUEBLO, CO 81003
(719) 583-6092

NUMBER OF CLAIMS PROCESSED/FUNDS EXPENDED

Type of Crime	Number of Claims Paid	Funds Expended	Number of Domestic Violence Related Claims
Assault	72	\$208,726.72	19
Homicide	11	\$45,152.12	6
Sexual Assault	9	\$6,960.39	1
Child Abuse	19	\$19,926.92	
DWI/DUI	12	\$58,584.26	
Other Vehicular Crime	4	\$5,518.44	
Stalking	0	\$0.00	0
Robbery	2	\$1,211.77	0
Terrorism	0	\$0.00	
Kidnapping	0	\$0.00	0
Arson	0	\$0.00	0
Other	3	\$2,634.67	1
Total	132	\$348,715.29	27
Type of Service		Funds Expended	
Medical/Dental		\$265,373.41	
Mental Health		\$14,558.33	
Economic Support		\$21,282.34	
Funeral/Burial		\$34,055.96	
Crime Scene Clean-up		\$4,599.80	
Forensic Sexual Assault Exams		\$0.00	
Other		\$8,845.45	
Total		\$348,715.29	

11TH JUDICIAL DISTRICT

CHAFFEE, CUSTER, FREMONT AND PARK COUNTIES

CONTACT INFORMATION: Ms. BARBARA TOPLISS
 OFFICE OF THE DISTRICT ATTORNEY
 136 JUSTICE CENTER ROAD, ROOM 203
 CANON CITY, CO 81212
 (719) 269-0170

NUMBER OF CLAIMS PROCESSED/FUNDS EXPENDED

Type of Crime	Number of Claims Paid	Funds Expended	Number of Domestic Violence Related Claims
Assault	93	\$92,299.75	72
Homicide	8	\$11,075.91	0
Sexual Assault	5	\$4,112.05	1
Child Abuse	20	\$12,901.75	
DWI/DUI	5	\$14,151.78	
Other Vehicular Crime	13	\$32,682.33	
Stalking	1	\$266.39	1
Robbery	1	\$50.00	0
Terrorism	0	\$0.00	
Kidnapping	2	\$3,426.98	1
Arson	1	\$3,004.02	0
Other	3	\$303.00	3
Total	152	\$174,273.96	78
Type of Service		Funds Expended	
Medical/Dental		\$45,303.64	
Mental Health		\$35,214.50	
Economic Support		\$49,273.15	
Funeral/Burial		\$27,933.35	
Crime Scene Clean-up		\$0.00	
Forensic Sexual Assault Exams		\$0.00	
Other		\$16,549.32	
Total		\$174,273.96	

**12TH JUDICIAL DISTRICT
ALAMOSA, CONEJOS, COSTILLA, MINERAL, RIO GRANDE AND
SAGUACHE COUNTIES**

CONTACT INFORMATION: Ms. TAMMY ROGERS
OFFICE OF THE DISTRICT ATTORNEY
426 SAN JUAN AVE.
ALAMOSA, CO 81101
(719) 589-3691

NUMBER OF CLAIMS PROCESSED/FUNDS EXPENDED

Type of Crime	Number of Claims Paid	Funds Expended	Number of Domestic Violence Related Claims
Assault	13	\$25,875.12	6
Homicide	2	\$6,106.73	0
Sexual Assault	4	\$2,689.85	1
Child Abuse	2	\$961.65	
DWI/DUI	1	\$520.00	
Other Vehicular Crime	3	\$3,615.21	
Stalking	0	\$0.00	0
Robbery	2	\$699.00	0
Terrorism	0	\$0.00	
Kidnapping	0	\$0.00	0
Arson	0	\$0.00	0
Other	0	\$0.00	0
Total	27	\$40,467.56	7
Type of Service		Funds Expended	
Medical/Dental		\$28,640.47	
Mental Health		\$2,000.00	
Economic Support		\$1,148.40	
Funeral/Burial		\$7,678.69	
Crime Scene Clean-up		\$0.00	
Forensic Sexual Assault Exams		\$0.00	
Other		\$1,000.00	
Total		\$40,467.56	

13TH JUDICIAL DISTRICT
KIT CARSON, LOGAN, MORGAN, PHILLIPS, SEDGWICK,
WASHINGTON AND YUMA COUNTIES

CONTACT INFORMATION: Ms. KARLA WHITMORE
 OFFICE OF THE DISTRICT ATTORNEY
 484 15TH STREET
 BURLINGTON, CO 80807
 (719) 346-5247

NUMBER OF CLAIMS PROCESSED/FUNDS EXPENDED

Type of Crime	Number of Claims Paid	Funds Expended	Number of Domestic Violence Related Claims
Assault	63	\$79,251.10	36
Homicide	5	\$17,447.02	0
Sexual Assault	15	\$10,803.83	0
Child Abuse	43	\$31,963.31	
DWI/DUI	3	\$1,881.11	
Other Vehicular Crime	6	\$15,095.04	
Stalking	1	\$70.00	0
Robbery	4	\$777.93	0
Terrorism	0	\$0.00	
Kidnapping	3	\$723.52	0
Arson	1	\$472.50	0
Other	22	\$15,403.28	13
Total	166	\$173,888.64	49
Type of Service		Funds Expended	
Medical/Dental		\$93,858.87	
Mental Health		\$43,402.95	
Economic Support		\$12,272.89	
Funeral/Burial		\$15,228.26	
Crime Scene Clean-up		\$0.00	
Forensic Sexual Assault Exams		\$3,732.83	
Other		\$5,392.84	
Total		\$173,888.64	

14TH JUDICIAL DISTRICT GRAND, MOFFAT AND ROUTT COUNTIES

CONTACT INFORMATION: Ms. ANGELA PAY
OFFICE OF THE DISTRICT ATTORNEY
P.O. Box 770129
STEAMBOAT SPRINGS, CO 80477
(970) 879-1146

NUMBER OF CLAIMS PROCESSED/FUNDS EXPENDED

Type of Crime	Number of Claims Paid	Funds Expended	Number of Domestic Violence Related Claims
Assault	66	\$75,820.79	38
Homicide	1	\$6,500.00	0
Sexual Assault	6	\$2,821.60	0
Child Abuse	11	\$3,427.02	
DWI/DUI	12	\$37,045.19	
Other Vehicular Crime	3	\$2,209.85	
Stalking	2	\$840.00	2
Robbery	4	\$1,854.84	0
Terrorism	0	\$0.00	
Kidnapping	0	\$0.00	0
Arson	1	\$475.00	0
Other	5	\$1,926.28	4
Total	111	\$132,920.57	44
Type of Service		Funds Expended	
Medical/Dental		\$76,181.82	
Mental Health		\$21,746.28	
Economic Support		\$12,295.77	
Funeral/Burial		\$21,009.91	
Crime Scene Clean-up		\$0.00	
Forensic Sexual Assault Exams		\$0.00	
Other		\$1,686.79	
Total		\$132,920.57	

15TH JUDICIAL DISTRICT

BACA, CHEYENNE, KIOWA AND PROWERS COUNTIES

CONTACT INFORMATION: Ms. TAMMY WILLIAMS
 OFFICE OF THE DISTRICT ATTORNEY
 110 OAK STREET
 LAMAR, CO 81052
 (719) 336-7446

NUMBER OF CLAIMS PROCESSED/FUNDS EXPENDED

Type of Crime	Number of Claims Paid	Funds Expended	Number of Domestic Violence Related Claims
Assault	16	\$30,141.15	4
Homicide	2	\$897.00	1
Sexual Assault	0	\$0.00	0
Child Abuse	1	\$74.81	
DWI/DUI	2	\$4,014.76	
Other Vehicular Crime	5	\$15,908.31	
Stalking	0	\$0.00	0
Robbery	1	\$177.66	0
Terrorism	0	\$0.00	
Kidnapping	0	\$0.00	0
Arson	0	\$0.00	0
Other	0	\$0.00	0
Total	27	\$51,213.69	5
Type of Service		Funds Expended	
Medical/Dental		\$28,305.53	
Mental Health		\$0.00	
Economic Support		\$5,014.20	
Funeral/Burial		\$15,270.31	
Crime Scene Clean-up		\$842.00	
Forensic Sexual Assault Exams		\$0.00	
Other		\$1,781.65	
Total		\$51,213.69	

16TH JUDICIAL DISTRICT BENT, CROWLEY AND OTERO COUNTIES

CONTACT INFORMATION: MR. BOB CODY
OFFICE OF THE DISTRICT ATTORNEY
311 SANTA FE
LA JUNTA, CO 81050-0928
(719) 384-8786

NUMBER OF CLAIMS PROCESSED/FUNDS EXPENDED

Type of Crime	Number of Claims Paid	Funds Expended	Number of Domestic Violence Related Claims
Assault	33	\$60,597.77	12
Homicide	8	\$10,136.64	0
Sexual Assault	2	\$3,221.57	0
Child Abuse	10	\$6,285.70	
DWI/DUI	2	\$8,500.00	
Other Vehicular Crime	1	\$791.76	
Stalking	10	\$11,298.50	5
Robbery	4	\$1,048.27	1
Terrorism	0	\$0.00	
Kidnapping	1	\$7,354.60	1
Arson	0	\$0.00	0
Other	7	\$3,238.70	3
Total	78	\$112,473.51	22
Type of Service		Funds Expended	
Medical/Dental		\$48,575.29	
Mental Health		\$20,470.02	
Economic Support		\$7,930.09	
Funeral/Burial		\$21,602.64	
Crime Scene Clean-up		\$0.00	
Forensic Sexual Assault Exams		\$0.00	
Other		\$13,895.47	
Total		\$112,473.51	

17TH JUDICIAL DISTRICT ADAMS AND BROOMFIELD COUNTIES

CONTACT INFORMATION: Ms. KATE HORN-MURPHY
OFFICE OF THE DISTRICT ATTORNEY
1100 JUDICIAL CENTER DRIVE, STE. 100
BRIGHTON, CO 80601
(303) 655-3808

NUMBER OF CLAIMS PROCESSED/FUNDS EXPENDED

Type of Crime	Number of Claims Paid	Funds Expended	Number of Domestic Violence Related Claims
Assault	282	\$439,731.03	173
Homicide	41	\$94,367.96	1
Sexual Assault	80	\$69,215.56	2
Child Abuse	177	\$140,212.54	
DWI/DUI	25	\$95,243.69	
Other Vehicular Crime	37	\$103,689.52	
Stalking	3	\$2,800.00	0
Robbery	82	\$37,638.11	3
Terrorism	0	\$0.00	
Kidnapping	3	\$5,437.17	3
Arson	0	\$0.00	0
Other	29	\$76,483.23	2
Total	759	\$1,064,818.81	184
Type of Service		Funds Expended	
Medical/Dental		\$596,827.37	
Mental Health		\$264,177.22	
Economic Support		\$64,284.46	
Funeral/Burial		\$115,767.25	
Crime Scene Clean-up		\$500.00	
Forensic Sexual Assault Exams		\$0.00	
Other		\$23,262.51	
Total		\$1,064,818.81	

18TH JUDICIAL DISTRICT

ARAPAHOE, DOUGLAS, ELBERT AND LINCOLN COUNTIES

CONTACT INFORMATION: Ms. WENDY BUTER
 OFFICE OF THE DISTRICT ATTORNEY
 7305 S. POTOMAC, ROOM 300
 ENGLEWOOD, CO 80112
 (720) 874-8607

NUMBER OF CLAIMS PROCESSED/FUNDS EXPENDED

Type of Crime	Number of Claims Paid	Funds Expended	Number of Domestic Violence Related Claims
Assault	352	\$672,885.00	178
Homicide	45	\$108,373.00	3
Sexual Assault	62	\$70,225.00	0
Child Abuse	272	\$216,621.00	
DWI/DUI	12	\$48,934.00	
Other Vehicular Crime	22	\$84,113.00	
Stalking	3	\$480.00	0
Robbery	2	\$203.00	0
Terrorism	0	\$0.00	
Kidnapping	7	\$5,769.00	0
Arson	0	\$0.00	0
Other	45	\$151,488.00	0
Total	822	1,359,091.00	181
Type of Service		Funds Expended	
Medical/Dental		\$720,099.00	
Mental Health		\$352,545.00	
Economic Support		\$158,564.00	
Funeral/Burial		\$118,133.00	
Crime Scene Clean-up		\$0.00	
Forensic Sexual Assault Exams		\$0.00	
Other		\$9,750.00	
Total		\$1,359,091.00	

19TH JUDICIAL DISTRICT WELD COUNTY

CONTACT INFORMATION: Ms. KAROL PATCH
OFFICE OF THE DISTRICT ATTORNEY
P.O. Box 1167
GREELEY, CO 80632
(970) 356-4000 EXT. 4748

NUMBER OF CLAIMS PROCESSED/FUNDS EXPENDED

Type of Crime	Number of Claims Paid	Funds Expended	Number of Domestic Violence Related Claims
Assault	92	\$199,901.78	53
Homicide	19	\$75,396.79	0
Sexual Assault	21	\$20,203.44	3
Child Abuse	107	\$118,213.76	
DWI/DUI	14	\$47,166.76	
Other Vehicular Crime	14	\$26,354.86	
Stalking	1	\$1,288.60	1
Robbery	4	\$1,001.73	0
Terrorism	0	\$0.00	
Kidnapping	0	\$0.00	0
Arson	0	\$0.00	0
Other	7	\$5,041.76	3
Total	279	\$494,569.48	60
Type of Service		Funds Expended	
Medical/Dental		\$259,247.69	
Mental Health		\$135,195.84	
Economic Support		\$51,186.22	
Funeral/Burial		\$40,699.13	
Crime Scene Clean-up		\$8,240.60	
Forensic Sexual Assault Exams		\$0.00	
Other		\$0.00	
Total		\$494,569.48	

20TH JUDICIAL DISTRICT BOULDER COUNTY

CONTACT INFORMATION: Ms. JUDE ALLEN
OFFICE OF THE DISTRICT ATTORNEY
BOULDER COUNTY COURTS BLDG.
1035 KIMBARK STREET
LONGMONT, CO 80501
(303) 682-6801

NUMBER OF CLAIMS PROCESSED/FUNDS EXPENDED

Type of Crime	Number of Claims Paid	Funds Expended	Number of Domestic Violence Related Claims
Assault	205	\$321,240.37	117
Homicide	4	\$3,862.77	0
Sexual Assault	34	\$48,530.21	1
Child Abuse	187	\$216,229.74	
DWI/DUI	9	\$19,220.79	
Other Vehicular Crime	14	\$59,227.77	
Stalking	4	\$4,455.00	3
Robbery	6	\$4,160.04	1
Terrorism	0	\$0.00	
Kidnapping	1	\$150.00	0
Arson	1	\$478.20	0
Other	49	\$58,286.75	25
Total	514	\$735,841.64	147
Type of Service		Funds Expended	
Medical/Dental		\$230,313.47	
Mental Health		\$367,105.53	
Economic Support		\$105,212.26	
Funeral/Burial		\$18,488.92	
Crime Scene Clean-up		\$0.00	
Forensic Sexual Assault Exams		\$0.00	
Other		\$14,721.46	
Total		\$735,841.64	

21ST JUDICIAL DISTRICT MESA COUNTY

CONTACT INFORMATION: Ms. MARY SOMMERFELD
OFFICE OF THE DISTRICT ATTORNEY
P.O. Box 20,000-5031
GRAND JUNCTION, CO 81502
(970) 244-1730

NUMBER OF CLAIMS PROCESSED/FUNDS EXPENDED

Type of Crime	Number of Claims Paid	Funds Expended	Number of Domestic Violence Related Claims
Assault	107	\$227,239.58	59
Homicide	0	\$0.00	0
Sexual Assault	6	\$5,925.90	0
Child Abuse	58	\$33,901.93	
DWI/DUI	1	\$2,460.40	
Other Vehicular Crime	22	\$34,585.95	
Stalking	0	\$0.00	0
Robbery	0	\$0.00	0
Terrorism	0	\$0.00	
Kidnapping	2	\$1,426.67	1
Arson	0	\$0.00	0
Other	8	\$29,694.04	0
Total	204	\$335,234.47	60
Type of Service		Funds Expended	
Medical/Dental		\$196,009.21	
Mental Health		\$83,306.53	
Economic Support		\$45,577.31	
Funeral/Burial		\$9,866.68	
Crime Scene Clean-up		\$75.00	
Forensic Sexual Assault Exams		\$0.00	
Other		\$399.74	
Total		\$335,234.47	

22ND JUDICIAL DISTRICT DOLORES AND MONTEZUMA COUNTIES

CONTACT INFORMATION: Ms. MARY SESLER
OFFICE OF THE DISTRICT ATTORNEY
P.O. Box 936
CORTEZ, CO 81321
(970) 565-1147

NUMBER OF CLAIMS PROCESSED/FUNDS EXPENDED

Type of Crime	Number of Claims Paid	Funds Expended	Number of Domestic Violence Related Claims
Assault	32	\$30,841.56	26
Homicide	6	\$5,006.70	1
Sexual Assault	2	\$892.10	0
Child Abuse	20	\$8,921.18	
DWI/DUI	2	\$288.12	
Other Vehicular Crime	6	\$21,170.86	
Stalking	0	\$0.00	0
Robbery	0	\$0.00	0
Terrorism	0	\$0.00	
Kidnapping	0	\$0.00	0
Arson	0	\$0.00	0
Other	10	\$18,394.95	2
Total	78	\$85,515.47	29
Type of Service		Funds Expended	
Medical/Dental		\$42,202.96	
Mental Health		\$10,460.00	
Economic Support		\$18,489.70	
Funeral/Burial		\$6,261.61	
Crime Scene Clean-up		\$0.00	
Forensic Sexual Assault Exams		\$0.00	
Other		\$8,101.20	
Total		\$85,515.47	