



COLORADO
Division of Criminal Justice
Department of Public Safety

Division of Criminal Justice
700 Kipling Street, Suite 1000
Lakewood, CO 80215

MEMORANDUM

DATE: August 20, 2020
TO: Interested parties
FROM: Division of Criminal Justice, Office of Research and Statistics
RE: Public safety-related data, first six months of 2020

This document provides a brief overview of limited, *readily available* public safety-related data, comparing trends from the first six months of 2020 with the first six months of 2019. The data topics are disjointed; there is no representation of flow through the justice system. Still, it is possible in some instances to see the concrete impact of the pandemic and related changes in practice, particularly regarding court processing and the prison population.

These data must be interpreted with caution because there are multiple factors that can influence these trends and, given the short six-month time frame, some of these patterns may not be generalizable over the long term. Additionally, reporting may be incomplete due to COVID-related constraints and the extent of measurement error is unknown.

Please find below data regarding traffic safety, crimes reported to the Denver Police Department (statewide crime data are not yet available), the use of personal recognizance bonds, bond outcomes, district court filings and the prison population. This information is preceded by a short summary of findings.

SUMMARY

Traffic Safety

- DUI citations by the State Patrol for alcohol were down in the first six months of 2020 compared to the first six months of 2019.

Crimes Reported in Denver

- Statewide crime data are not yet available.
- The Denver Police Department reported a greater number of property crimes during the first six months of 2020 compared to the same period in 2019.
- Denver reported fewer instances of Crimes Against Society (drug violations, gambling, child pornography, prostitution, weapons violations) in 2020 compared to 2019.

Personal Recognizance Bonds

- 80% of counties increased the use of PR bonds in the first six months of 2020 compared to the same period in 2019; for 15 counties the increase was greater than 24 percentage points.

Bond and New Filings within 30 days

- Between January and May of 2020, 2,517 (12% of 21,770) cases incurred a new case filing within 30 days of release on bond compared to 3,620 (10% of 38,816) in 2019.

Filings in District Court

- New filings in 2020 decreased by 21% compared to the same time period in 2019, due primarily to a decline in drug charges.

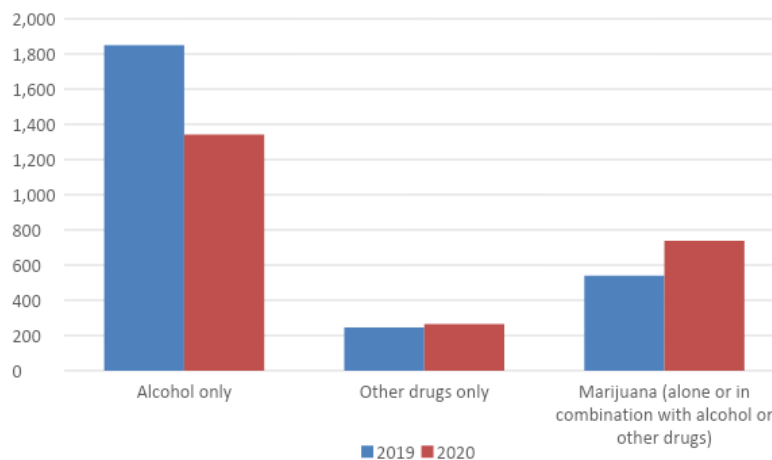
Prison Population

- The Department of Corrections jurisdictional population declined by over 2,000 people between January and June of 2020.
- Prison admissions for a new crime declined between January and May of 2020 and increased in June. Likewise, this decline occurred for prison admissions for a technical parole violation and parole returns for a new crime.
- Prison releases to parole peaked in April 2020 at over 1,200, compared to approximately 800 in April of 2019.

TABLES AND FIGURES

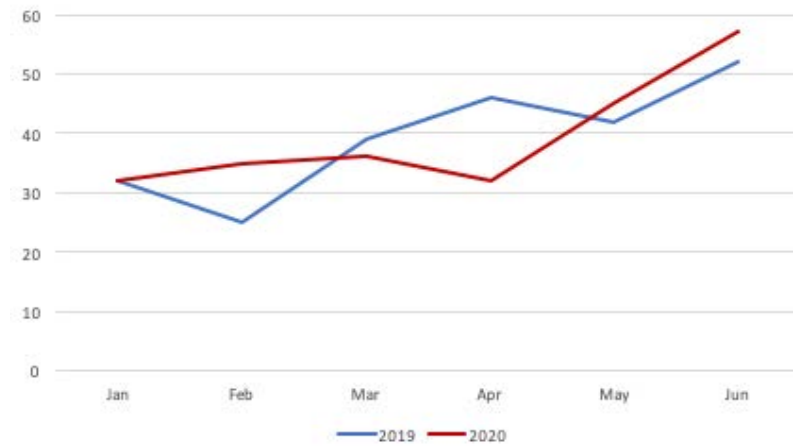
Traffic Safety

DUI citations issued by the Colorado State Patrol, January-June



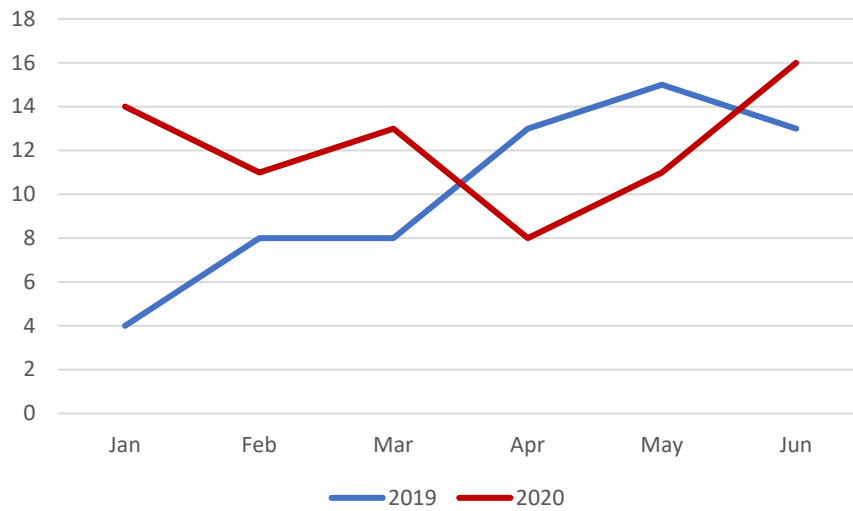
Data Source: Colorado State Patrol (2020). Data provided by Colorado State Patrol's Business Intelligence Unit.

Fatalities on Colorado Roadways Fatal Accidents



Data Source: Colorado Department of Transportation (2020). Fatal Accident Statistics by City and County, <https://www.codot.gov/library/traffic/safety-crash-data/fatal-crash-data-city-county/fatal-crashes-by-city-and-county>

Drug and Alcohol Impairment-related Fatal Accidents



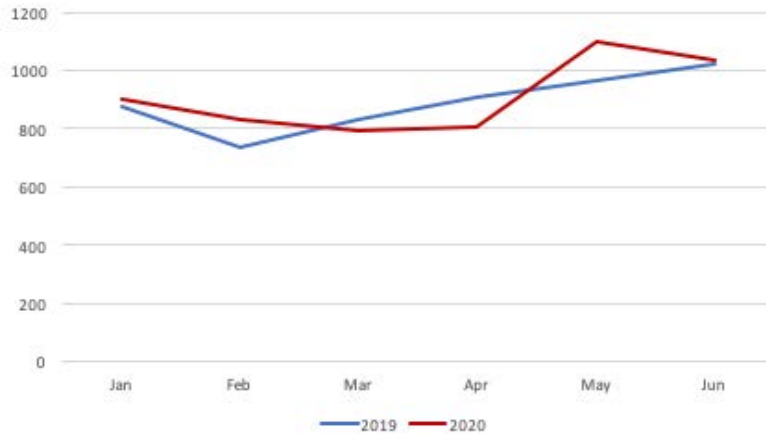
Data Source: Colorado Department of Transportation (2020). Fatal Accident Statistics by City and County, <https://www.codot.gov/library/traffic/safety-crash-data/fatal-crash-data-city-county/fatal-crashes-by-city-and-county>

Crimes Reported in Denver

Crime categories are defined here:

https://www.denvergov.org/content/dam/denvergov/Portals/720/documents/statistics/NIBRS_Crime_Types.pdf

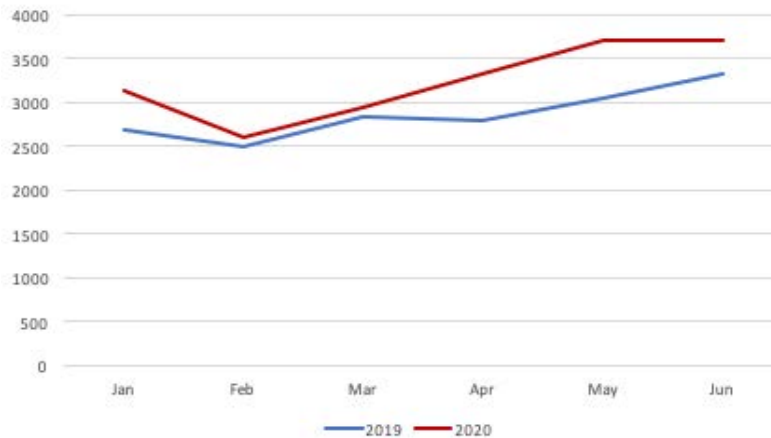
Crimes Against Persons, Denver



Data Source: Denver Police Department (2020). Crime Statistics and Maps,

<https://www.denvergov.org/content/denvergov/en/police-department/crime-information/crime-statistics-maps.html>

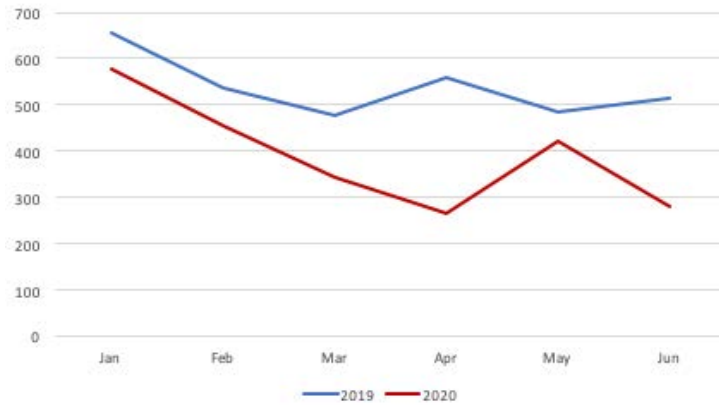
Crimes Against Property, Denver



Data Source: Denver Police Department (2020). Crime Statistics and Maps,

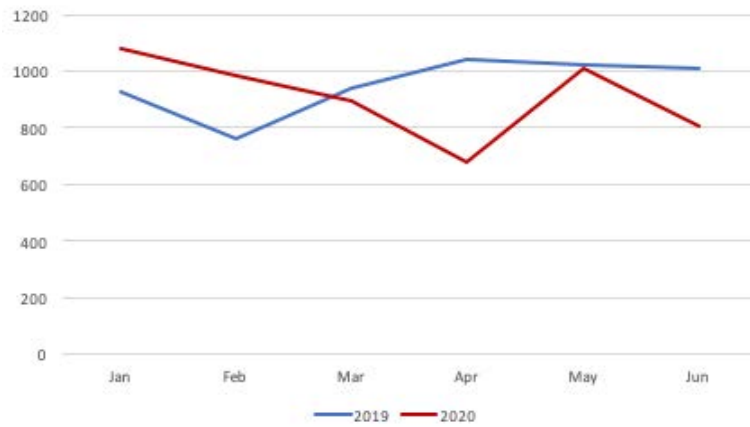
<https://www.denvergov.org/content/denvergov/en/police-department/crime-information/crime-statistics-maps.html>

Crimes Against Society, Denver



Data Source: Denver Police Department (2020). Crime Statistics and Maps, <https://www.denvergov.org/content/denvergov/en/police-department/crime-information/crime-statistics-maps.html>

All Other Crimes, Denver

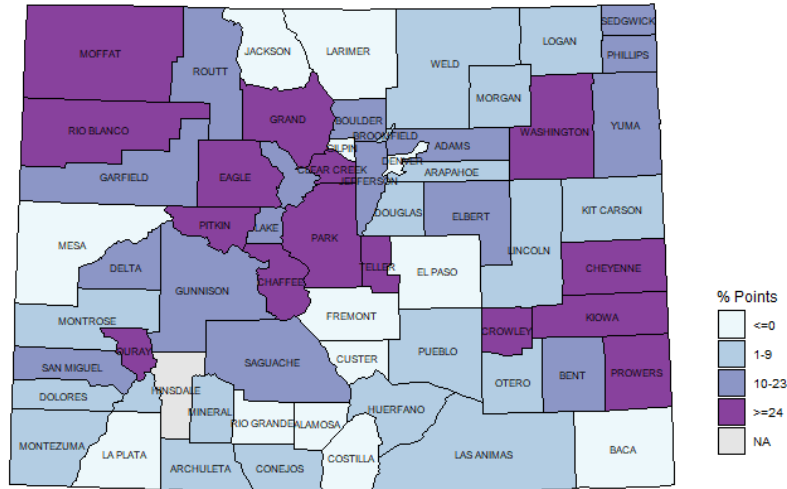


Data Source: Denver Police Department (2020). Crime Statistics and Maps, <https://www.denvergov.org/content/denvergov/en/police-department/crime-information/crime-statistics-maps.html>

Bond

Increase in the Use of Personal Recognizance Bonds, January - June

PR Bond Percentage Point Change from CY 19 to CY 20



*Hinsdale had no bond records for CY20.

Data Source: Records were extracted from Judicial Branch’s Integrated Colorado Online Network (ICON) information management system via the Colorado Justice Analytics Support System (CJASS) and analyzed by DCJ/ORS. Filings do not include Denver County

New Filing Within 30 Days While on Bond, January - May

CY	Cases with New Filing While on Bond	% New Filing Among Cases on Bond	Cases on Bond
2019	3,620	10%	34,816
2020	2,517	12%	21,770

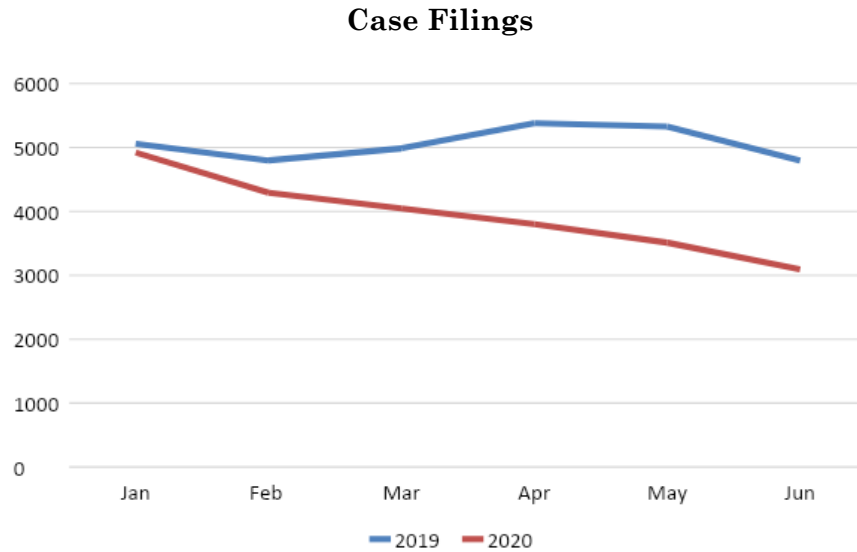
Data Source: Records were extracted from Judicial Branch’s Integrated Colorado Online Network (ICON) information management system via the Colorado Justice Analytics Support System (CJASS) and analyzed by DCJ/ORS. Filings include district and county court cases from January to May, excluding Denver County.

Category of New Filings While on Bond

Category	2019		2020	
	%	N	%	N
Drugs	12%	423	6%	150
Other	33%	1,211	27%	672
Property	23%	850	22%	553
Violent	31%	1,136	45%	1,142
Total	100%	3,620	100%	2,517

Data Source: Records were extracted from Judicial Branch’s Integrated Colorado Online Network (ICON) information management system via the Colorado Justice Analytics Support System (CJASS) and analyzed by DCJ/ORS. Filings include district and county court cases from January to May, excluding Denver County.

Filings in District Court



Data Source: Records were extracted from Judicial Branch’s Integrated Colorado Online Network (ICON) information management system via the Colorado Justice Analytics Support System (CJASS) and analyzed by DCJ/ORS.

ORS notes that some of the decline in case filings in 2020 is due to a change in drug penalties. HB19-1263 made the possession of small amounts of some drugs a level 1 drug misdemeanor beginning March 1, 2020. In the first six months of 2019, 2% of cases with CRS 18-18-403.5 as the most serious charge were filed in county court (excluding Denver). But in the first six months of 2020, 39% of cases with this statute were filed in county court. For cases with marijuana as the most serious charge (C.R.S. 18-18-406), the percentage filed in county court in 2019 was 22%, compared to 32% in 2020.

Prison and Parole

Prison Population

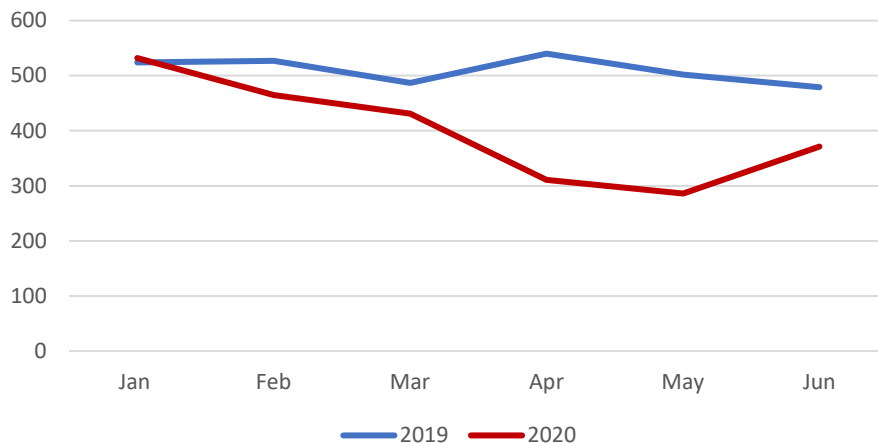
Daily DOC Jurisdictional Population Counts January 1 to July 1, 2020



Data Source: Colorado Department of Corrections Monthly Population and Capacity Reports. Available at: <https://www.colorado.gov/cdoc/departamental-reports-and-statistics>.

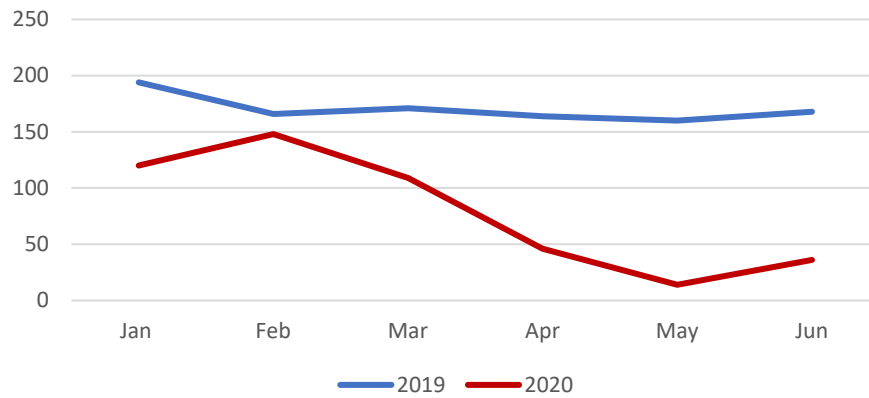
March 25, 2020 indicates the date Governor Jared Polis issued Executive Order D-2020-16, suspending certain regulatory statutes concerning criminal justice due to the presence of COVID-19 in Colorado and allowing for the accelerated release of inmates. This order was extended through July 20, 2020.

Prison Admissions with a New Commitment



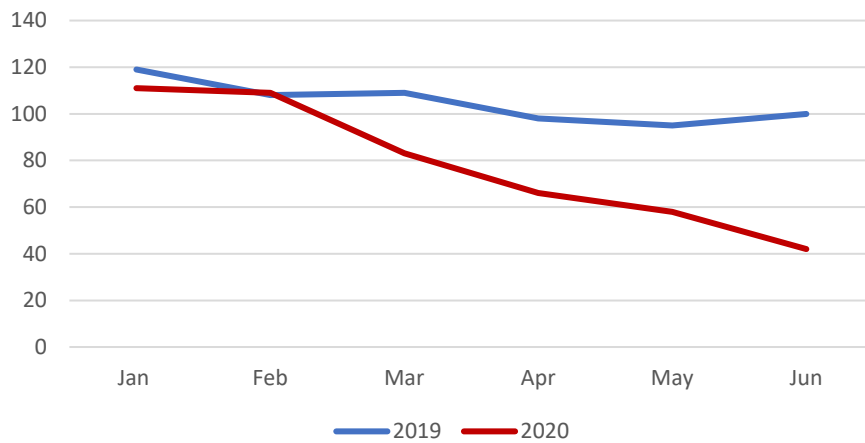
Data Source: Colorado Department of Corrections Monthly Population and Capacity Reports. Available at: <https://www.colorado.gov/cdoc/departamental-reports-and-statistics>.

Prison Admissions for a Technical Parole Violation



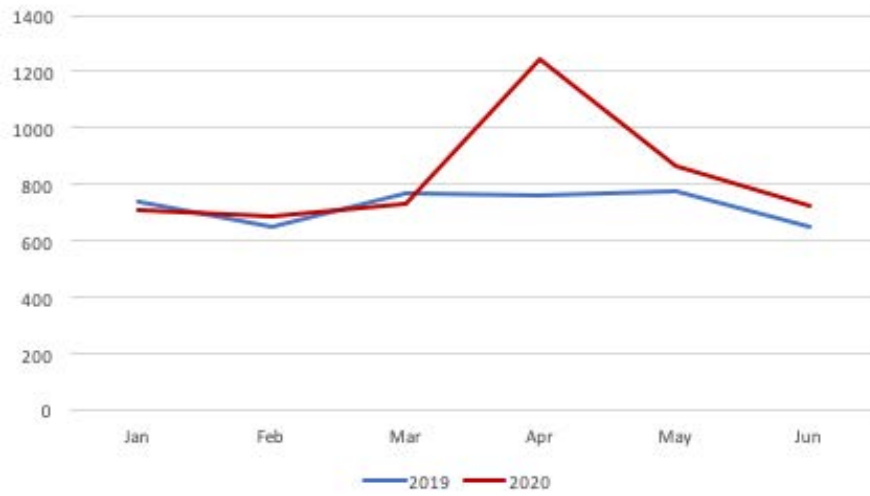
Data Source: Colorado Department of Corrections Monthly Population and Capacity Reports. Available at: <https://www.colorado.gov/cdoc/departamental-reports-and-statistics>.

Prison Admissions for Parole Return/New Crime



Data Source: Colorado Department of Corrections Monthly Population and Capacity Reports. Available at: <https://www.colorado.gov/cdoc/departamental-reports-and-statistics>.

Adult Parole Releases



Data Source: Colorado Department of Corrections Monthly Population and Capacity Reports. Available at: <https://www.colorado.gov/cdoc/departamental-reports-and-statistics>.



MEMORANDUM ADDENDUM

DATE: August 21, 2020
TO: Interested parties
FROM: Division of Criminal Justice, Office of Research and Statistics
RE: Public safety-related data, first six months of 2020

In response to requests for additional information regarding the bond outcome analysis, please find the following recidivism crimes for those who received a new filing while on bond. To put this information in context, the existing two bond outcome tables from the original memo dated August 20, 2020 precede the new information that is presented on the following page.

New Filing Within 30 Days While on Bond, January - May

CY	Cases with New Filing While on Bond	% New Filing Among Cases on Bond	Cases on Bond
2019	3,620	10%	34,816
2020	2,517	12%	21,770

Data Source: Records were extracted from Judicial Branch’s Integrated Colorado Online Network (ICON) information management system via the Colorado Justice Analytics Support System (CJASS) and analyzed by DCJ/ORS. Filings include district and county court cases from January to May, excluding Denver County.

Category of New Filings While on Bond, January - May

Category	2019		2020	
	%	N	%	N
Drugs	12%	423	6%	150
Other	33%	1,211	27%	672
Property	23%	850	22%	553
Violent	31%	1,136	45%	1,142
Total	100%	3,620	100%	2,517

Data Source: Records were extracted from Judicial Branch’s Integrated Colorado Online Network (ICON) information management system via the Colorado Justice Analytics Support System (CJASS) and analyzed by DCJ/ORS. Filings include district and county court cases from January to May, excluding Denver County.

Expanded Offense Categories of New Filings While on Bond, January - May

Most Serious Offense**	2019		2020	
	%	N	%	N
Misdemeanor Assault	27%	974	38%	960
Traffic Misdemeanor	18%	655	12%	311
Drug Possession	10%	345	4%	112
Bond Violation	6%	212	6%	154
Theft	7%	244	5%	115
Other Property	5%	184	6%	151
Burglary	4%	155	5%	120
Felony Assault	4%	129	5%	133
Forgery/Fraud	4%	145	3%	69
MVT	3%	117	4%	94
Misc Misdemeanor	3%	121	3%	87
Misc Felony	2%	84	2%	39
Other Drugs	2%	78	2%	38
SO Fail to Reg	1%	33	1%	24
Robbery	1%	21	1%	32
Weapons	1%	31	1%	18
Other Custody Violations	1%	33	<1%	12
Escape	1%	19	<1%	11
Traffic Felony	<1%	13	<1%	12
Homicide	<1%	8	<1%	7
Other Sex Crime	<1%	10	<1%	4
Arson	<1%	5	<1%	4
Kidnapping	<1%	1	<1%	7
Sex Assault	<1%	3	<1%	3
Total	100%	3,620	100%	2,517

**Includes attempts, conspiracies and solicitation.

Data Source: Records were extracted from Judicial Branch's Integrated Colorado Online Network (ICON) information management system via the Colorado Justice Analytics Support System (CJASS) and analyzed by DCJ/ORS. Filings include district and county court cases from January to May, excluding Denver County.