



DENVER
PUBLIC SAFETY

Pretrial Services

Aubree Cote, Coordinator-Smart Pretrial Program
Community Corrections Division
City and County of Denver

In line with the enacting of Colorado's revised bail statute in 2013, Denver implemented actuarial risk assessment and the use of a risk informed pretrial supervision model in 2012.

2012

Colorado Pretrial Assessment Tool (CPAT) Implemented
Ontario Domestic Abuse Risk Assessment (ODARA) Implemented
Risk Informed Supervision Matrix Established

2013

New Colorado Bail Statute

2014-2017

Denver Smart Pretrial Demonstration Initiative

Denver experienced an 18% increase in felony filings in 2016 which has continue to increase in 2017 by an additional 9%.

Over 30,000 in custody arrests were made by the Denver Police Department in 2017

12,114 bond reports were provided to the court by pretrial in 2017

Felony **8,712**

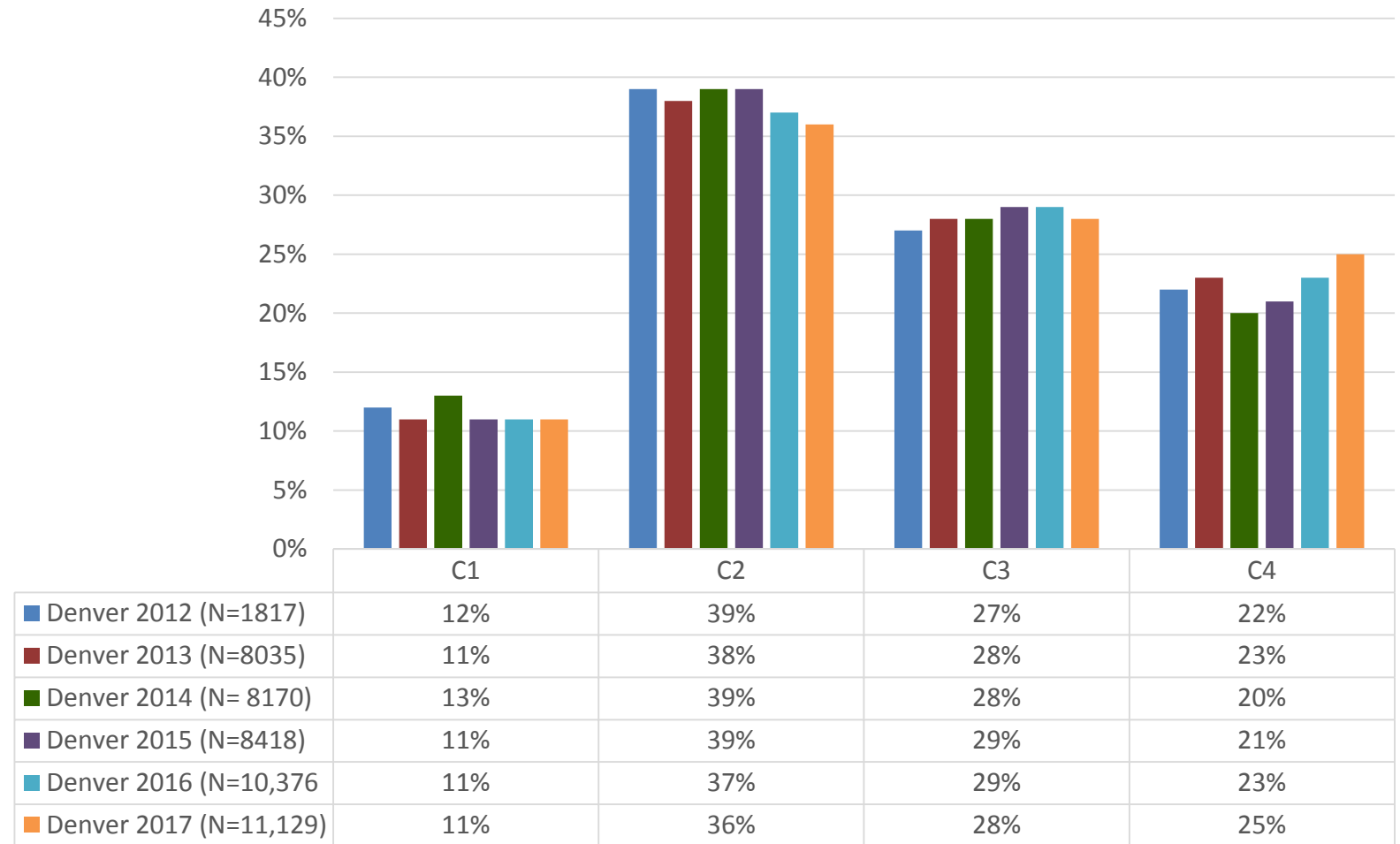
Misdemeanor **1,514**

Municipal Domestic Violence **1,888**

The current average daily population for pretrial supervision is **2,369**

While the number of case filings continues to rise, distributions within CPAT risk categories have remained consistent over time.

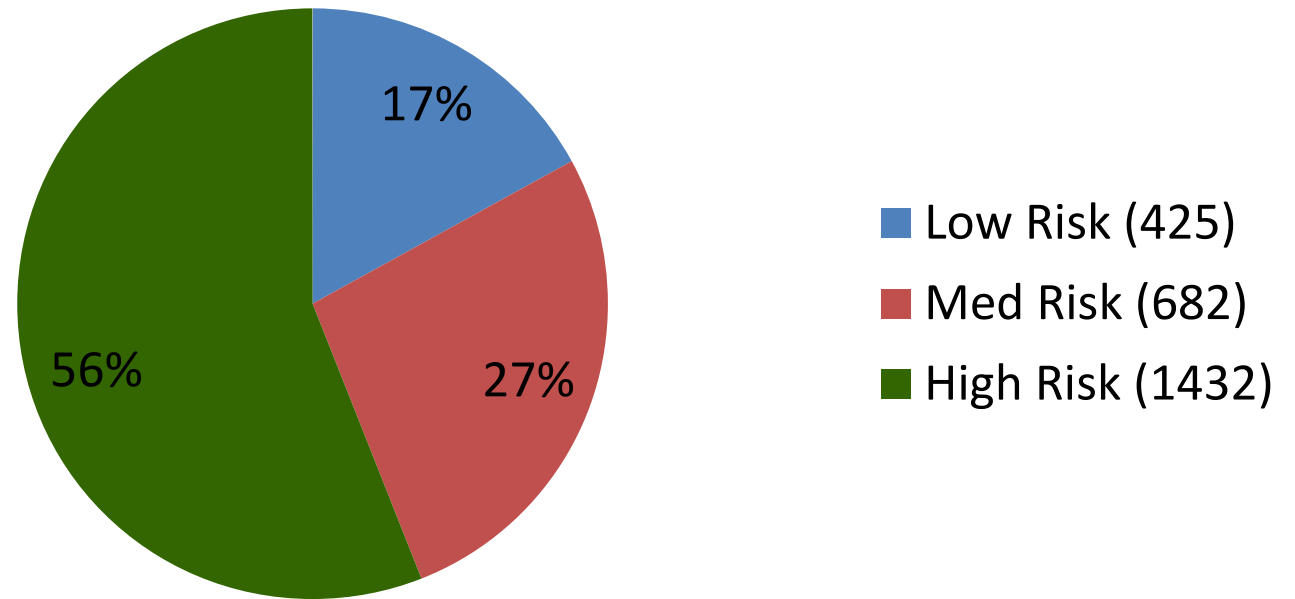
Denver CPAT Assessment Information 2012-2017



The ODARA provides risk information specific to domestic violence which further informs decisions specifically related to supervision interventions.

Percent of ODARA Scores by Risk Category

All Case Levels-2017
N=2539



100% of first appearance hearings are now staffed by attorneys on both sides.

Prosecutors represent the government and victims

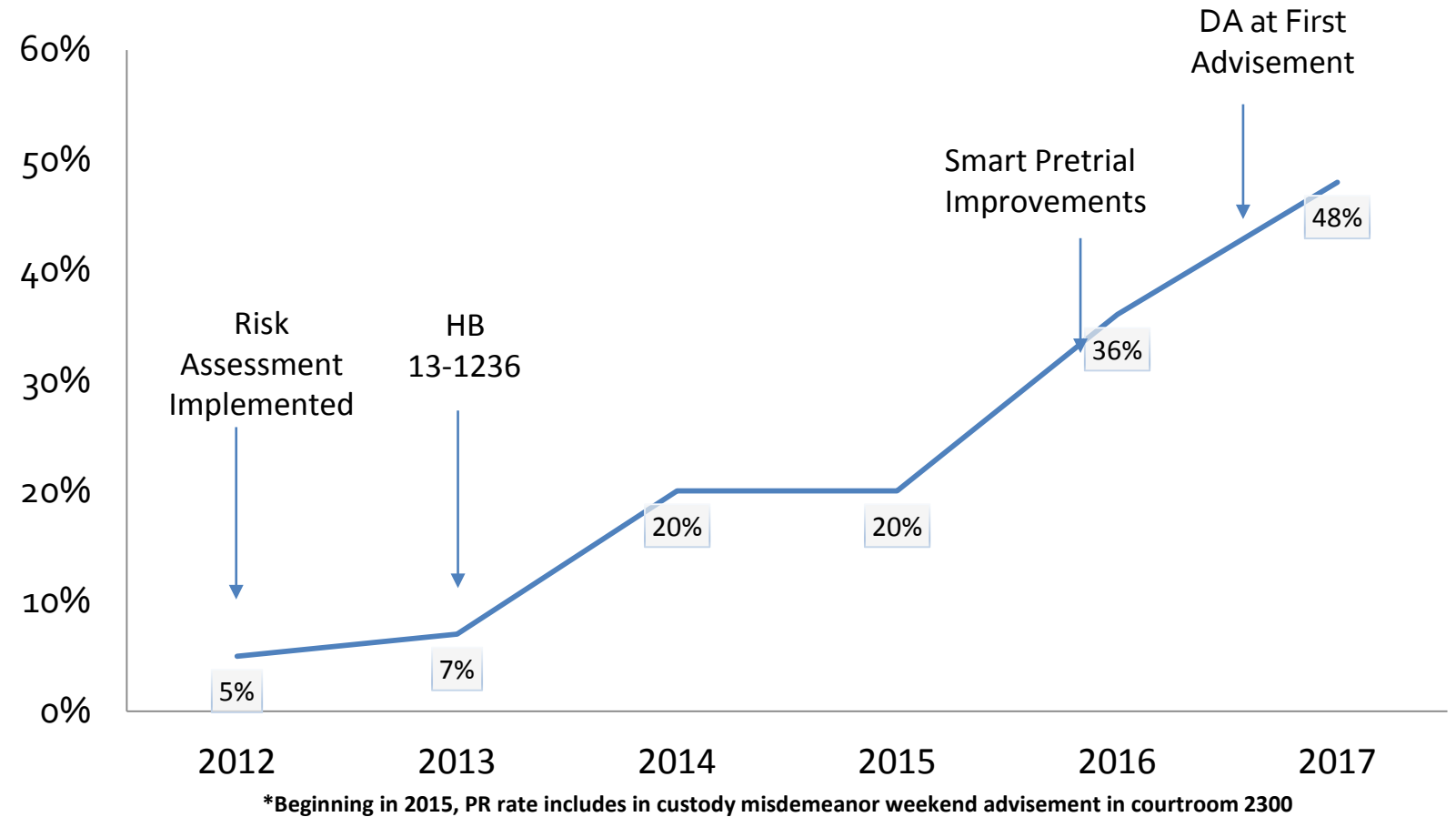
In 2017, an experienced prosecutor began to participate in felony first appearance hearings, joining public defenders in providing the judge with more information to make pretrial release and detention decisions.

Felony bond schedule is abolished

In 2016, the felony bond schedule which allowed financial release prior to assessment and advisement was removed, requiring defendants to be assessed for risk and appropriate bond conditions to be set after a risk informed hearing.

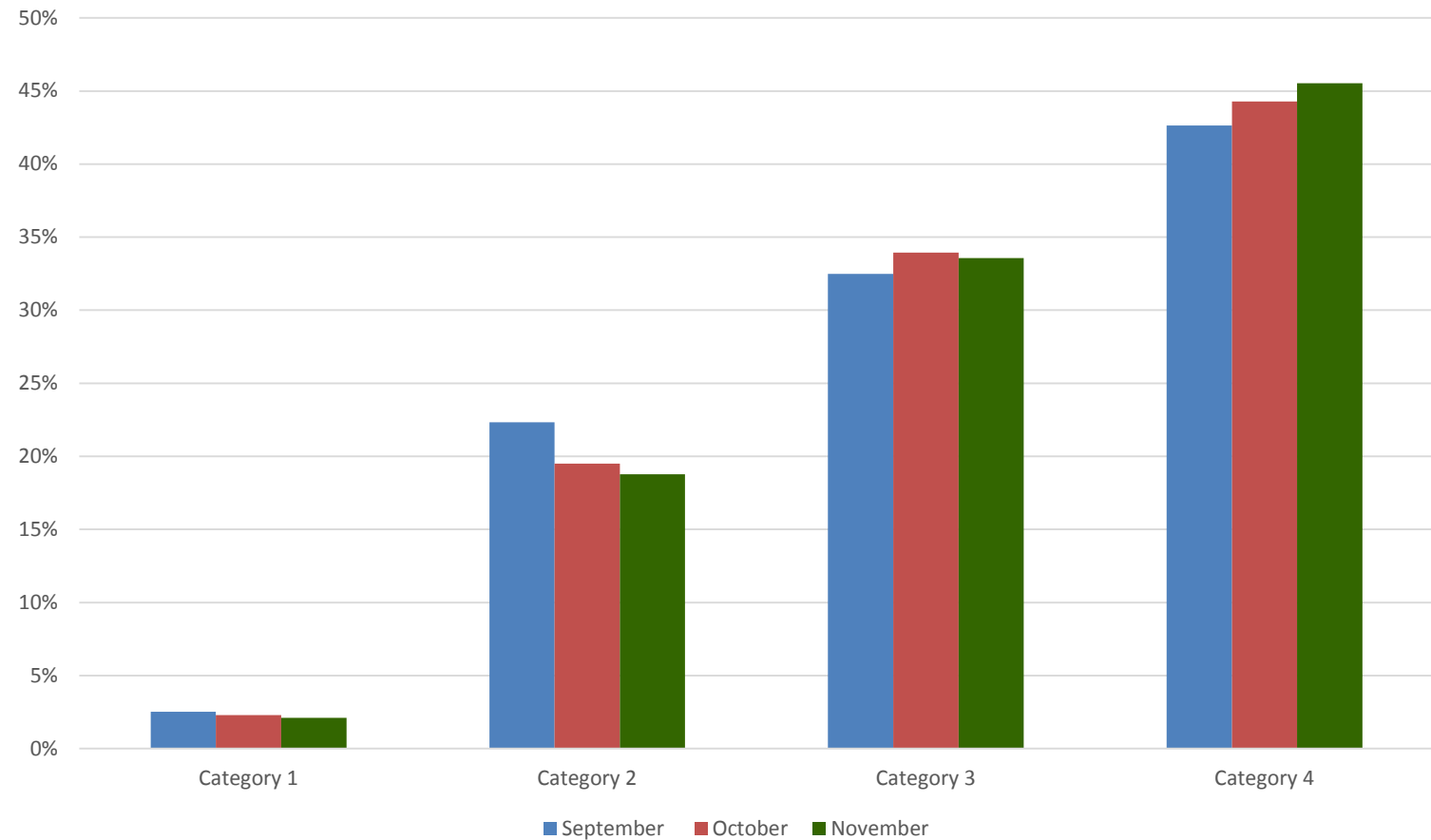
With continued collaboration and education on pretrial justice issues, Denver's non-monetary release has steadily increased reaching a high of 58% in August of 2017.

Percentage of Felony PR Bonds Granted 2012-2017



Of the assessed jail population, approximately 40% are in the highest risk category

Assessed Jail Population by Risk Category One Day Point in Time



The Pretrial Services Investigation Unit completes a bond report on all assessed defendants which includes a recommendation regarding pretrial supervision. The decision matrix was updated most recently in 2016 and is part of the current Pretrial Judicial Order.

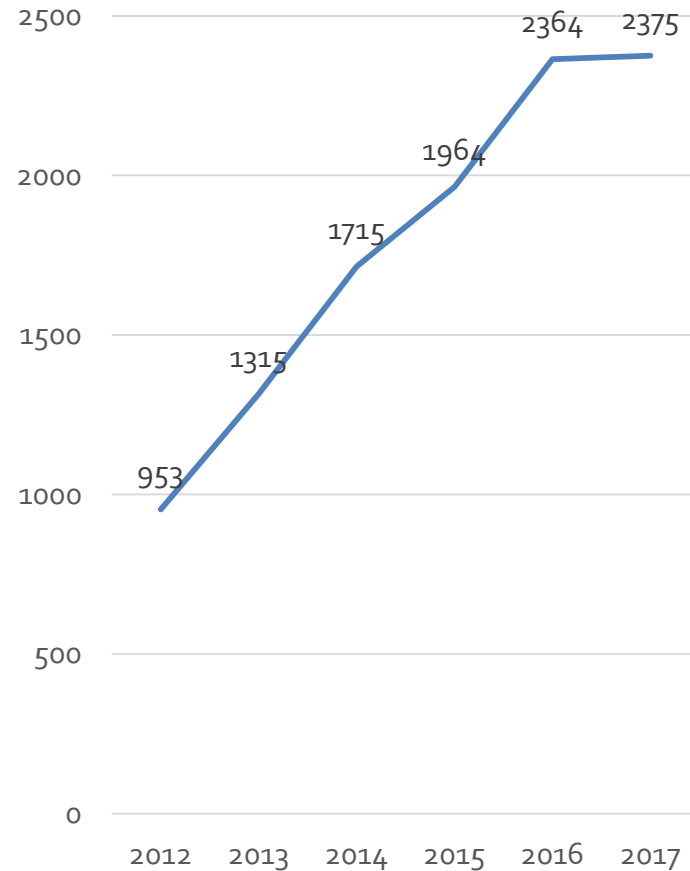
Denver Pretrial Decision Making Framework-Misdemeanor and Felony Offenses

Primary Charge and CPAT Category Enhancers (move up one level of supervision)	•Non VRA Misdemeanors	•NonVRA Felonies	•VRA Misdemeanors	•Misdemeanor DV •Indecent Exposure	•VRA Felony Crimes •Felony DV •DF1 •Burglary of a Dwelling	•Felony Sex Offenses
<ul style="list-style-type: none"> • Currently supervised on felony probation, parole, or pretrial supervision for any criminal offense • Two or more pending felony cases or misdemeanor assault cases within one year of current offense date • Offense Involves a knife or a firearm in current charge • High ODARA score (7+) • Felony Child Abuse or Felony Sex Assault on a Child 						
Category 1 Score: 0 to 17 (87% Success) 91% Public Safety, 95% Court Appearance						
Category 2 Score: 18 to 37 (71% Success) 80% Public Safety, 85% Court Appearance						
Category 3 Score: 38 to 50 (58% Success) 69% Public Safety, 77% Court Appearance						
Category 4 Score: 51 to 82 (33% Success) 58% Public Safety, 51% Court Appearance						

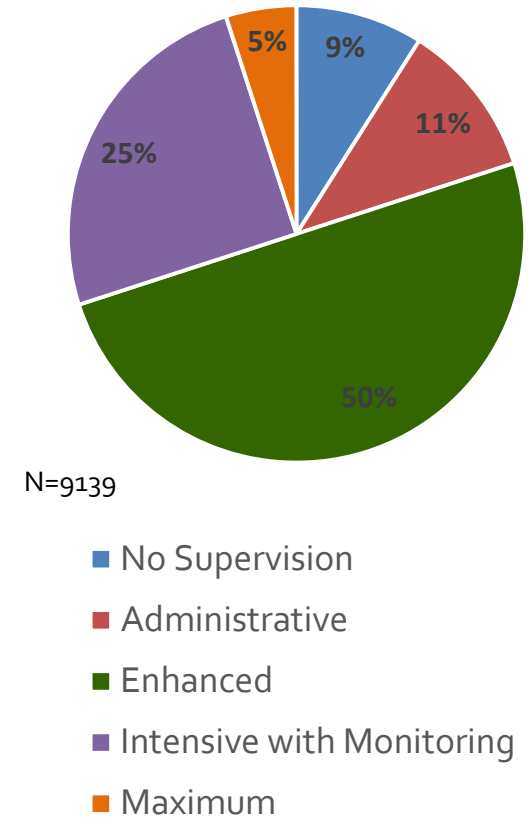
No Pretrial Services Supervision	Administrative (Adm)	Enhanced (Enh)	Intensive w/EM Monitoring (Int)	Maximum Supervision
Statutory Conditions Only	Court Reminder Calls Only	Court Reminder Calls	Court Reminder Calls	Court Reminder Calls
	Notification of New Arrest	Notification of new arrest	Notification of new arrest	Home Confinement
	Telephone check ins after court appearances	Check-in physically after court appearances	Check-in physically after court appearances	Electronic Monitoring/Surveillance
		Telephone check ins as needed	Alcohol/ GPS/ Home Monitoring* Curfew/Employment Leave Only*	Check-in physically after court appearances
		Case Management meetings as needed	Case Management meetings 1 to 4x per month (30 days) Telephone Check Ins as needed	
		Substance Testing if ordered	Substance Testing if ordered	

As the emphasis on money based systems declines, the pretrial supervision population has continued to increase.

Pretrial Program Average Daily Defendant Population



Ordered Supervision Levels 2017



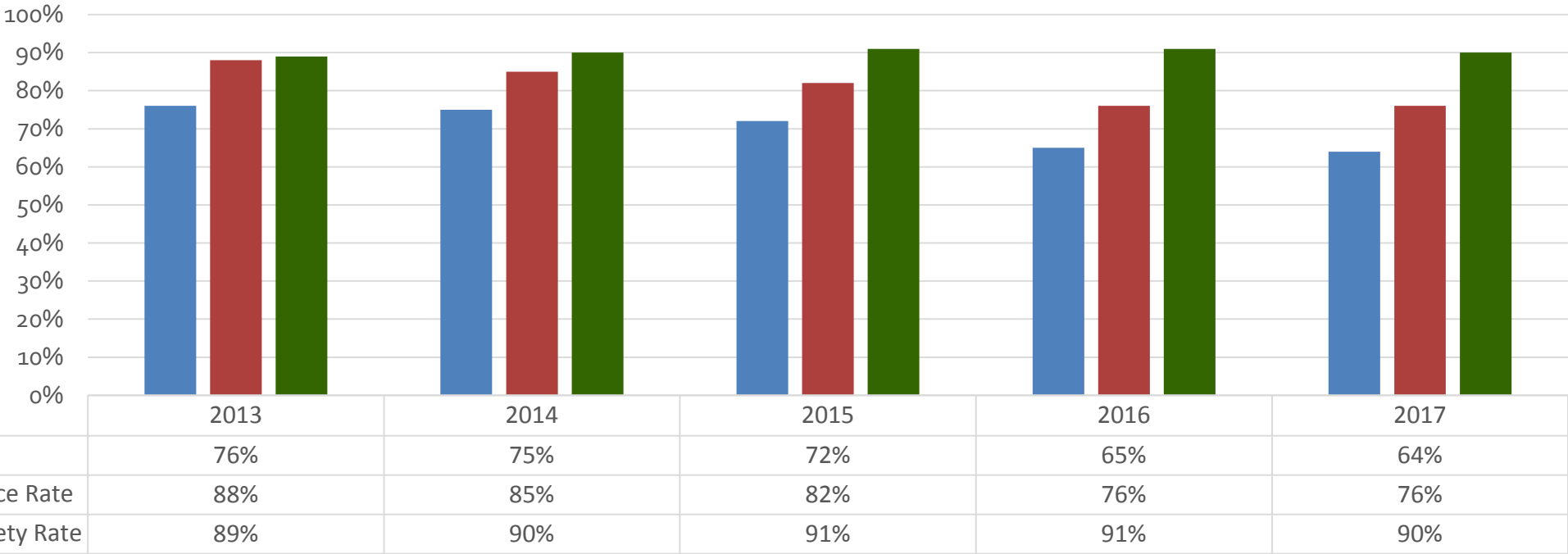
Denver continues to work towards the enhancement of pretrial supervision in support of court appearance and public safety.

- **Denver Human Services** representative is available at the pretrial offices weekly to discuss ACA enrollment, housing, SNAP, and other support services available.
- **State and Municipal Public Defender** application instructions are provided to all defendants upon release from custody.
- **Victim Advocates** specific to pretrial supervision provide victims with information and assistance in domestic violence cases including explanation of electronic monitoring alerts and information.

Partnerships
with other state
and city agencies
provide
improved service
to defendants
and the
community.

- Pretrial supervision compliance is reported directly to **probation** for use in the PSI as well as to assist with any supervision transition.
- Veterans are identified for possible referral to **VOA Veterans Service Center**
- Pretrial Services coordinates with the **Denver Police Sex Offender Registration Unit** to facilitate registration post release from custody.

Supervision Outcomes 2013-2017



*Public Safety rate is defined as the number of closed cases in which the defendant was released from custody, was supervised by pretrial, and was not charged with a new criminal offense during the pretrial supervision period.

Public Safety rate does not include cases that the defendant was arrested and charged with a new criminal offense after an FTA warrant issued, thus terminating the pretrial supervision.

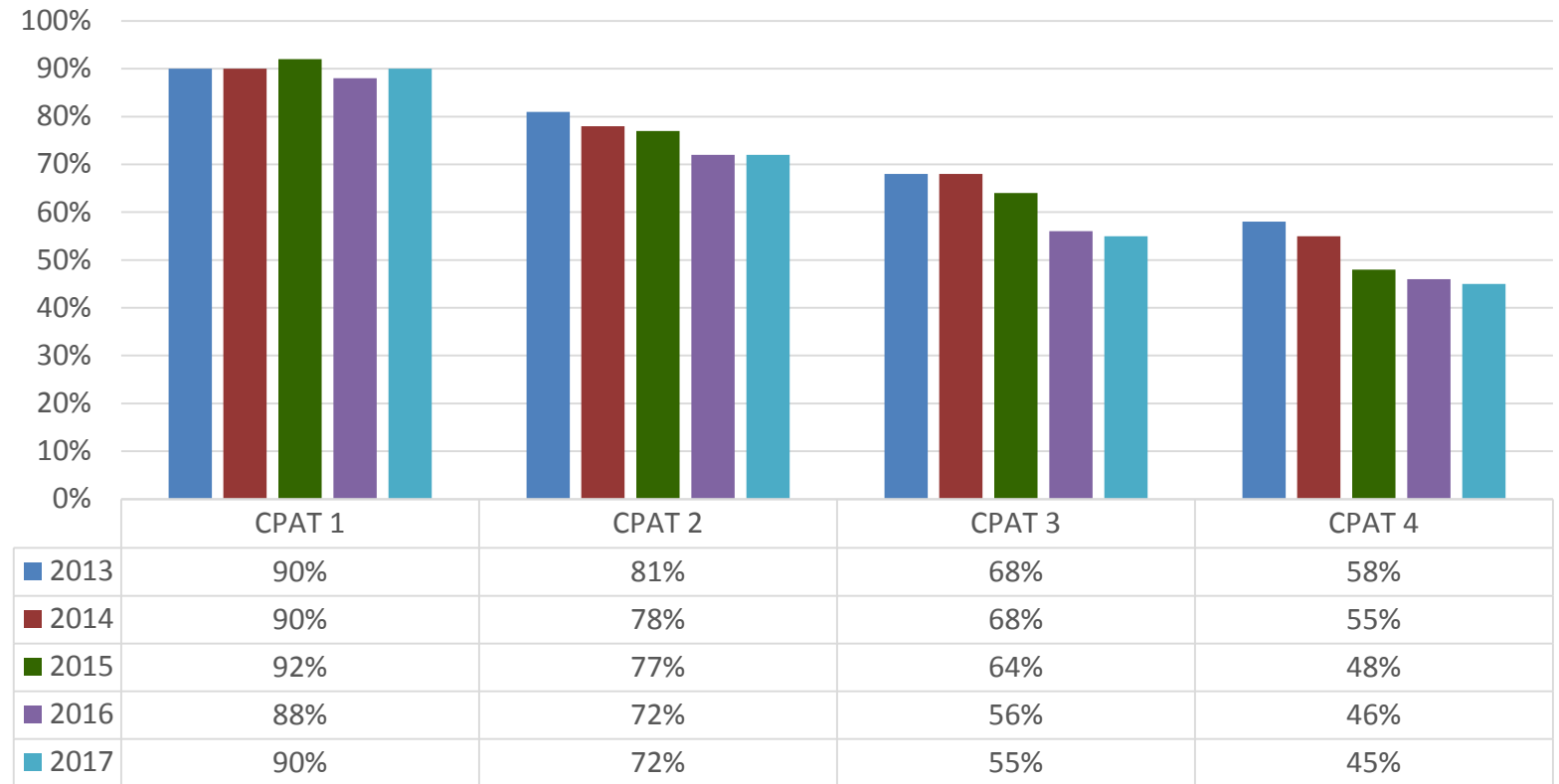
* Appearance rate refers to the number of closed cases in which the defendant released from custody, was supervised by pretrial, and appeared for scheduled court appearances.

Appearance rate includes only FTAs that the Court revoked bond and issued a warrant.

*2017 outcomes are projected rates

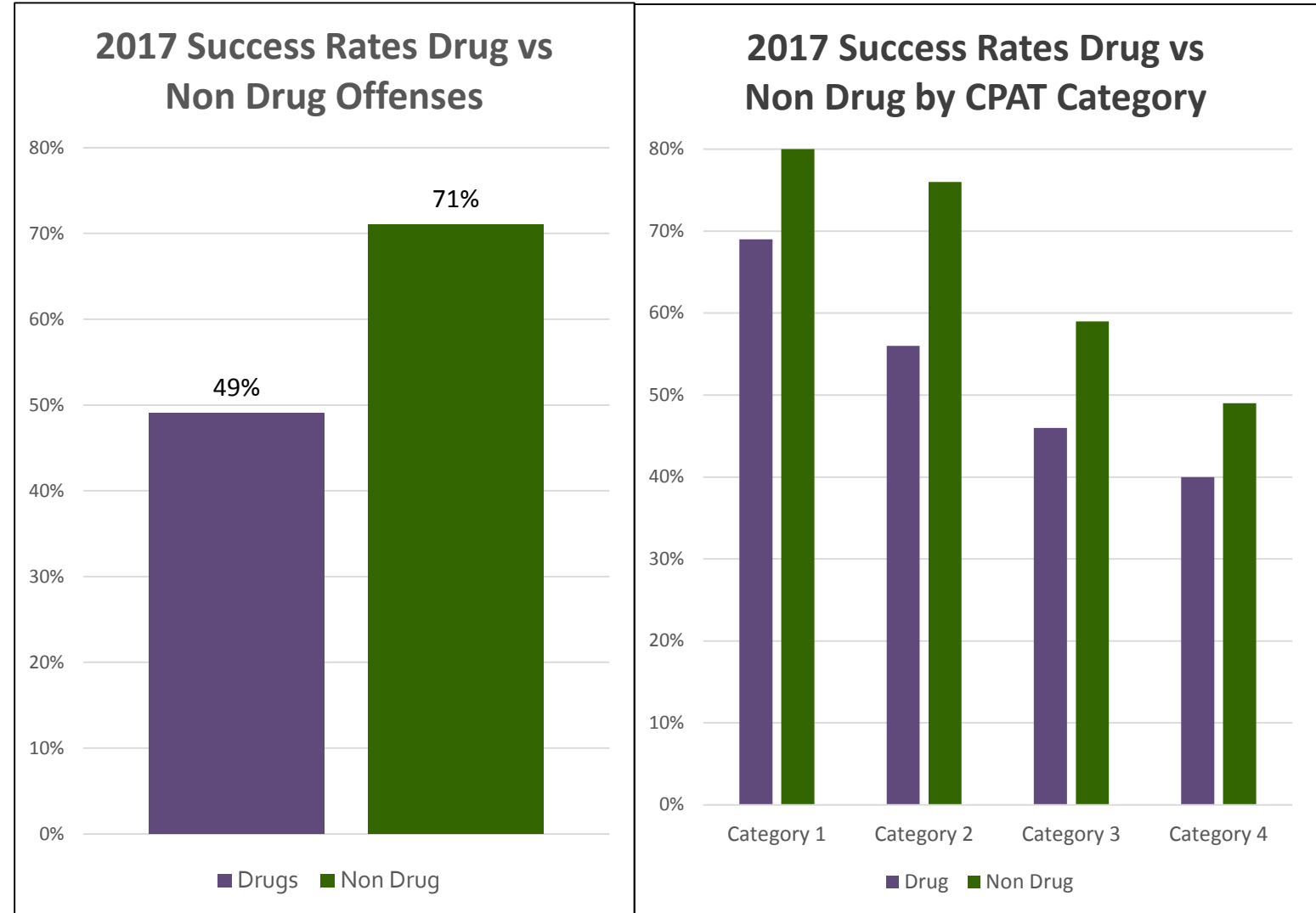
Program success rates continue to correlate to pretrial CPAT risk scores

Supervision Outcomes by CPAT Category 2013- 2017



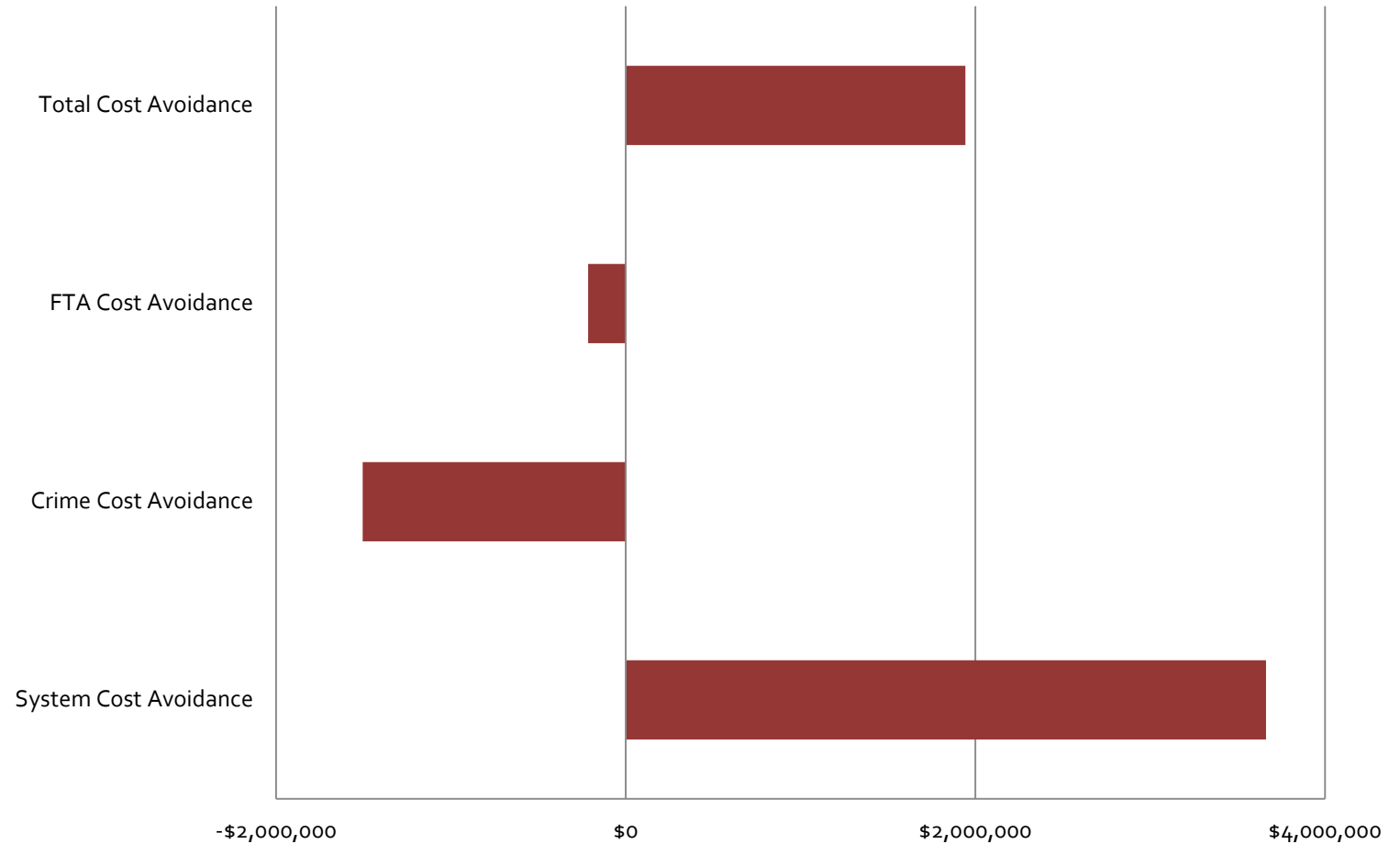
*2017 outcomes are projected rates

An increase in drug related offenses has influenced the pretrial supervision success rates



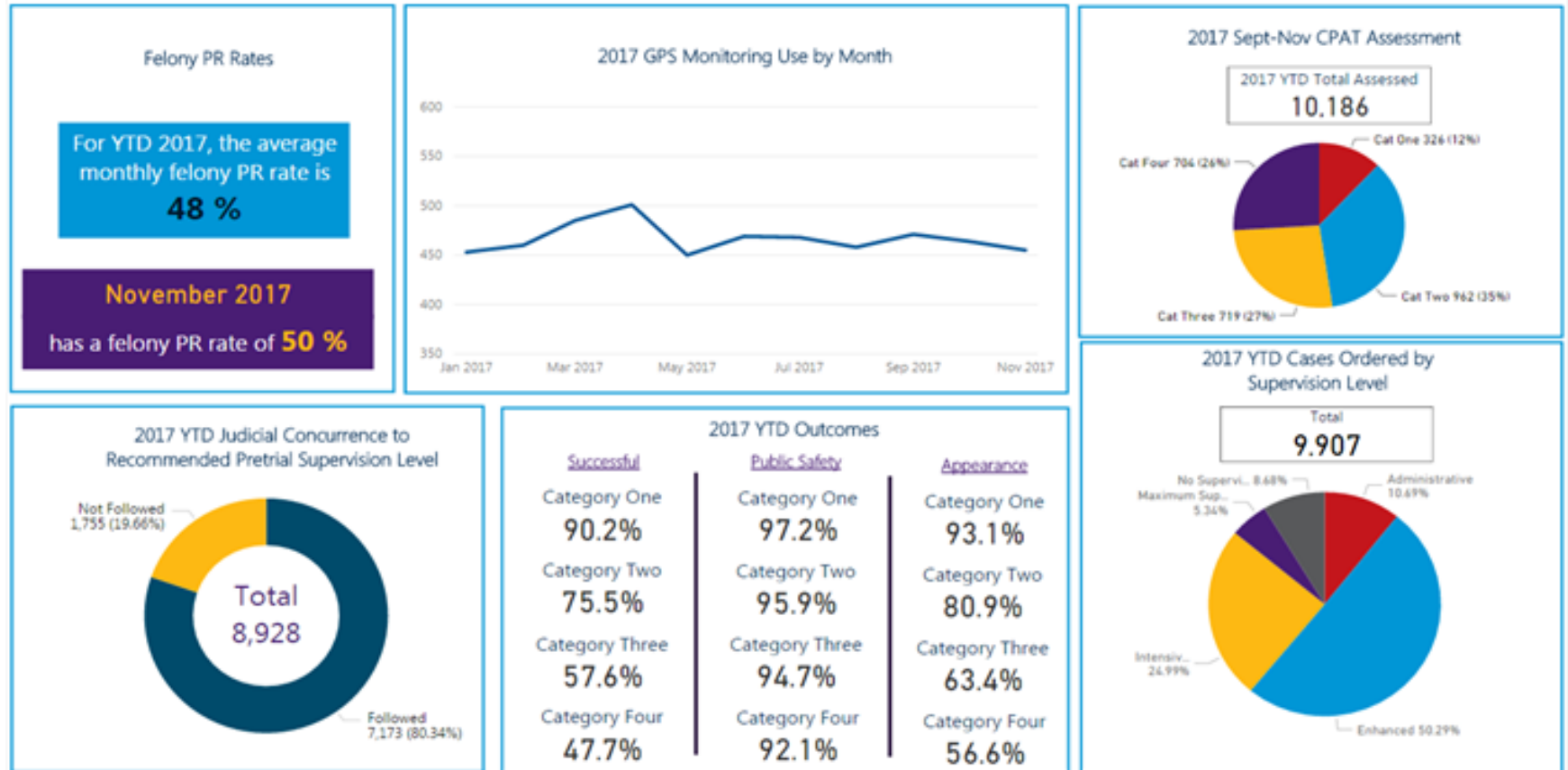
As part of the Smart Pretrial Initiative, a cost benefit model was used to examine Denver's pretrial system in 2014 and again in 2016. The comparison revealed a 2 million dollar savings with improved pretrial practices in 2016.

**Cost Avoidance from Current Practices Compared to Previous Practices
(2016 Compared to 2014)**



In support of data informed decision making, pretrial services has created a dashboard of pretrial performance measures to be shared with stakeholders.*

Denver Pretrial Performance Measures



* sample data

Denver's pretrial justice system continues to work collaboratively and strive towards improved system processes.

Expanded **drug offense specific assessment** to inform diversion options based on individual risks and needs.

Enhancement of **pretrial specific case management** focusing on defendant problem solving, court appearance plans, and risk mitigation.

Improved arrest, advisement, and release processes to include **pre advisement release** of low risk populations.

The logo for the Smart Pretrial Initiative, featuring the word "smart" in a light blue, lowercase, sans-serif font, and "pretrial" in a dark blue, lowercase, sans-serif font. The text is enclosed in a dark blue rectangular border.

For information on the **Smart Pretrial Initiative**, funded by the Bureau of Justice Assistance and managed by the Pretrial Justice Institute, see pretrial.org/smartpretrial/

From the PJI website: (Retrieved from pretrial.org/smartpretrial/, 3/16/18)

“The Smart Pretrial initiative was funded by the Bureau of Justice Assistance (BJA) and managed by the Pretrial Justice Institute (PJI) to test the cost savings and public safety enhancements that can be achieved by improving existing pretrial policies and practices. Specifically, the initiative evaluated the impact of moving to a system that relies on risk assessment to inform pretrial release decision-making and that demonstrates how risk management strategies can improve pretrial outcomes.

The three inaugural Smart Pretrial sites—the **City and County of Denver, Colorado**; Yakima County, Washington; and the State of Delaware—began their three-year effort to implement more legal and evidence-based practices in late 2014.⁽¹⁾ By late 2017, all three sites had made significant progress, from dramatically increasing rates of pretrial release to closing system gaps and honing pretrial supervision. To learn more about the progress each site made, read ‘Outcomes from the Smart Pretrial Initiative’ .”⁽²⁾

(1) Press Release: <http://www.pretrial.org/departments-justice-announces-recipients-new-smart-grant-reform-pretrial-justice-practices/>

(2) University of Pretrial Library: <https://university.pretrial.org/viewdocument/outcomes-from-the-smart-pretrial-in>