

**Colorado Managed Service Organizations  
Catchment Areas by Sub-State Planning Areas (SSPA)**

MSO	SSPA
Mental Health Partners	7
AspenPointe	3
Signal Behavioral Health Network, Inc.	1 2 4
West Slope Casa, LLC	5 6

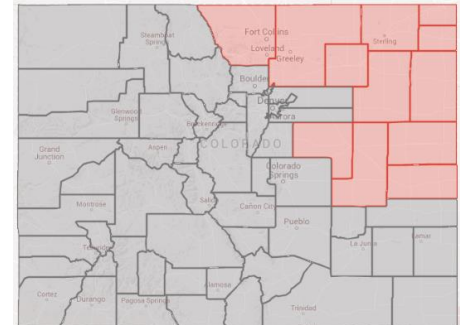
# Northeastern Colorado SUD investments

## MSO system

The Office of Behavioral Health in Colorado defines a regional map for the SUD MSO system.

The Northeastern area includes:

- Cheyenne
- Kit Carson
- Larimer
- Lincoln
- Logan
- Morgan
- Phillips
- Sedgwick
- Washington
- Weld
- Yuma



This one-sheet defines recent investments in SUD services through a variety of funding sources (State and Federal via the MSO system for this region). This does not include funding which also supports services through other initiatives, nor does it include Medicaid funding via HCPF and the Regional Accountable Entities (RAEs).

SUD Continuum	Description	Amount
<b>Treatment, Withdrawal Management</b>	Historical State and Federal Block Grant funded treatment (outpatient, residential, medication assisted treatment) and withdrawal management for Northeastern Colorado	\$2,636,938
<b>Treatment</b>	Circle Program (Statewide) located in Ft. Collins	\$2,724,958
<b>Prevention, Withdrawal Management, Treatment, Recovery</b>	SB202 Residential, MAT expansion; rural outpatient clinic sustainability; SBIRT; Recovery living; workforce support	\$4,184,303
<b>Treatment</b>	Federal State Opioid Response Grant (SOR*) MAT expansion for local OTPs	\$150,207
<b>Harm Reduction</b>	SOR* Grant Narcan Opioid reversal kits (1,302) for NE Colorado	\$102,858
<b>Prevention</b>	SOR* Grant Family Prevention Services for NE Colorado	\$8,800
<b>Treatment</b>	SOR* Residential Treatment in NE Colorado	\$15,045
<b>Recovery</b>	SOR* Peer Recovery Services in NE Colorado	\$72,579
<b>Treatment</b>	SOR* Mobile MAT units for NE Colorado (SLV, Ark Valley)	\$701,546
<b>Prevention, Treatment, Recovery</b>	HB19-1287 Rural SUD Capacity Expansion	\$1,000,000
<b>Total</b>		<b>\$11,597,234</b>

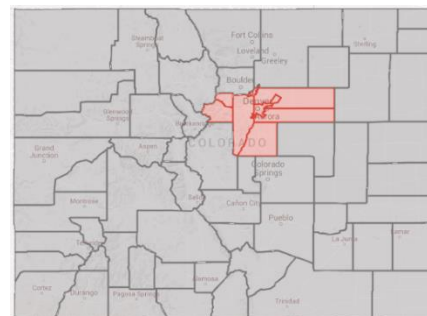
\* For simplicity, SOR funding follows a Federal grant fiscal year, which is Sept 28th through Sept 29th of the following year. However, these allocations can be thought of as annualized largely proportional to the State FY

# Denver Metro and Foothills SUD investments

MSO system

The Office of Behavioral Health in Colorado defines a regional map for the SUD MSO system. The Denver Metro and Foothills region includes this area:

- Adams
- Arapahoe
- Broomfield
- Clear Creek
- Denver
- Douglas
- Gilpin
- Jefferson



This one-sheet defines recent investments in SUD services through a variety of funding sources (State and Federal via the MSO system for this region). This does not include funding which also supports services through other initiatives, nor does it include Medicaid funding via HCPF and the Regional Accountable Entities (RAEs).

SUD Continuum	Description	Amount
<b>Treatment, Withdrawal Management</b>	Historical State and Federal Block Grant funded treatment (outpatient, residential, medication assisted treatment) and withdrawal management for Denver Metro & Foothills Colorado	\$17,349,499
<b>Prevention, Treatment, Recovery</b>	SB202 Residential, MAT expansion; rural outpatient clinic sustainability; Recovery living; workforce support	\$7,091,372
<b>Treatment</b>	Federal State Opioid Response Grant (SOR*) MAT expansion for local OTPs	\$1,043,973
<b>Harm Reduction</b>	SOR* Grant Narcan Opioid reversal kits (4,175) for Denver Metro & Foothills Colorado	\$329,825
<b>Prevention</b>	SOR* Grant Family Prevention Services for Denver Metro & Foothills Colorado	\$61,600
<b>Treatment</b>	SOR* Residential Treatment in Denver Metro & Foothills Colorado	\$302,175
<b>Recovery</b>	SOR* Peer Recovery Services in Denver Metro & Foothills Colorado	\$189,572
<b>Treatment</b>	SOR* Mobile MAT units for Denver Metro & Foothills Colorado	\$701,546
<b>Total</b>		<b>\$27,069,562</b>

\* For simplicity, SOR funding follows a Federal grant fiscal year, which is Sept 28th through Sept 29th of the following year. However, these allocations can be thought of as annualized largely proportional to the State FY

# Colorado Springs and Central CO SUD Investments

MSO system

The Office of Behavioral Health in Colorado defines a regional map for the SUD MSO system. SSPA 3 includes this area:

- Chaffee
- Custer
- El Paso
- Fremont
- Lake
- Park
- Teller



This one-sheet defines recent investments in SUD services through a variety of funding sources (State and Federal via the MSO system for this region). This does not include funding which also supports services through other initiatives, nor does it include Medicaid funding via HCPF and the Regional Accountable Entities (RAEs).

SUD Continuum	Description	Amount
<b>Treatment, Withdrawal Management</b>	Historical State and Federal Block Grant funded treatment (outpatient, residential, medication assisted treatment) and withdrawal management	\$3,211,198
<b>Prevention, Treatment, Recovery</b>	SB202 Residential, MAT expansion; rural outpatient clinic sustainability; SBIRT; Recovery living; workforce support	\$1,900,378
<b>Treatment</b>	Federal State Opioid Response Grant (SOR*) MAT expansion	\$512,167
<b>Prevention</b>	SOR* Grant Family Prevention Services	\$227,840
<b>Treatment</b>	SOR* Residential Treatment	\$116,280
<b>Recovery</b>	SOR* Peer Recovery Services	\$132,162
<b>Treatment</b>	SOR* Mobile MAT units	\$442,606
<b>Prevention, Treatment, Recovery</b>	HB19-1287 Rural SUD Capacity Expansion	\$1,000,000
<b>Total</b>		<b>\$7,542,631</b>

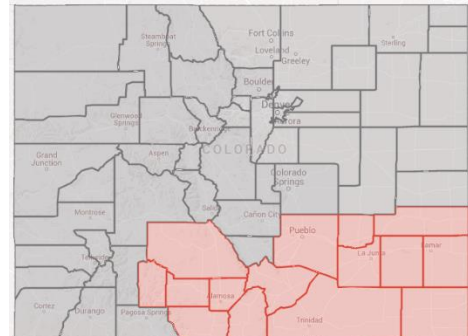
\* For simplicity, SOR funding follows a Federal grant fiscal year, which is Sept 28th through Sept 29th of the following year. However, these allocations can be thought of as annualized largely proportional to the State FY

# SE Colorado SUD investments

## MSO system

The Office of Behavioral Health in Colorado defines a regional map for the SUD MSO system. The Southern Colorado includes this area:

- Alamosa
- Baca
- Bent
- Conejos
- Costilla
- Crowley
- Huerfano
- Kiowa
- Las Animas
- Mineral
- Otero
- Prowers
- Pueblo
- Rio Grande
- Saguache



This one-sheet defines recent investments in SUD services through a variety of funding sources (State and Federal via the MSO system for this region). This does not include funding which also supports services through other initiatives, nor does it include Medicaid funding via HCPF and the Regional Accountable Entities (RAEs).

SUD Continuum	Description	Amount
<b>Treatment, Withdrawal Management</b>	Historical State and Federal Block Grant funded treatment (outpatient, residential, medication assisted treatment) and withdrawal management for Southeastern Colorado	\$5,946,804
<b>Treatment</b>	Circle Program (Statewide) located in Pueblo	\$2,423,634
<b>Treatment</b>	Southern Colorado Co-occurring SUD treatment	\$755,027
<b>Withdrawal Management Prevention, Treatment, Recovery</b>	SB202 Residential, MAT expansion; rural outpatient clinic sustainability; SBIRT; Recovery living; workforce support	\$2,803,746
<b>Treatment</b>	Federal State Opioid Response Grant (SOR*) MAT expansion for local Pueblo OTPs	\$150,207
<b>Harm Reduction</b>	SOR* Grant Narcan Opioid reversal kits (1,570) for SE Colorado	\$124,030
<b>Prevention</b>	SOR* Grant Family Prevention Services for SE Colorado	\$26,400
<b>Treatment</b>	SOR* Residential Treatment in SE Colorado	\$24,990
<b>Recovery</b>	SOR* Peer Recovery Services in SE Colorado	\$161,407
<b>Recovery</b>	SOR* Individualized Placement and Support Employment support services in Pueblo	\$90,874
<b>Treatment</b>	SOR* Mobile MAT units for SE Colorado (SLV, Ark Valley)	\$1,403,090
<b>Recovery</b>	Recovery Living in southern Colorado	\$180,000
<b>Prevention, Treatment, Recovery</b>	HB19-1287 Rural SUD Capacity Expansion	\$1,000,000
<b>Total</b>		<b>\$15,087,511</b>

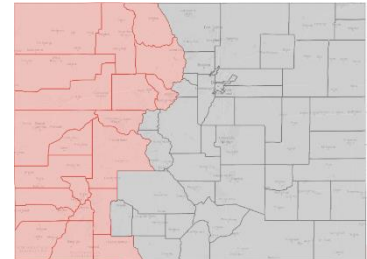
# Western Colorado SUD investments

## MSO system

The Office of Behavioral Health in Colorado defines a regional map for the SUD MSO system.

The Western Slope of Colorado includes this area:

- Archuleta
- Delta
- Dolores
- Gunnison
- Hinsdale
- La Plata
- Montezuma
- Montrose
- Ouray
- San Juan
- San Miguel
- Eagle
- Garfield
- Grand
- Jackson
- Mesa
- Moffat
- Pitkin
- Rio Blanco
- Routt
- Summit



This one-sheet defines recent investments in SUD services through a variety of funding sources (State and Federal) via the MSO system for this region. It does not include services funded through other initiatives, or Medicaid funding via HCPF and the Regional Accountable Entities (RAEs).

SUD Continuum	Description	Amount
<b>Treatment, Withdrawal Management</b>	Historical State and Federal Block Grant funded treatment (outpatient, residential, medication assisted treatment) and withdrawal management for Colorado's Western Slope	\$2,480,896
<b>Treatment</b>	Circle Program (Statewide) located in Grand Junction	\$2,000,000
<b>Treatment</b>	Rural Co-occurring SUD treatment	\$316,439
<b>Prevention, Treatment, Recovery</b>	SB202 Residential, MAT expansion; rural outpatient clinic sustainability; SBIRT; Recovery living; workforce support	\$1,207,856
<b>Treatment</b>	Federal State Opioid Response Grant (SOR*) MAT expansion for local OTPs (Durango and Grand Junction)	\$192,280
<b>Harm Reduction</b>	SOR* Grant Narcan Opioid reversal kits (804) for Western Slope	\$63,156
<b>Prevention</b>	SOR* Grant Family Prevention Services for SE Colorado	\$17,600
<b>Treatment</b>	SOR* Residential Treatment for Western Slope	\$5,190
<b>Recovery</b>	SOR* Peer Recovery Services on Western Slope	\$64,000
<b>Treatment</b>	SOR* Mobile MAT unit for area around Steamboat Springs	\$423,000
<b>Recovery</b>	SOR* Recovery Living on the Western Slope	\$180,000
<b>Prevention, Treatment, Recovery</b>	HB19-1287 Rural SUD Capacity Expansion	\$2,000,000
<b>Total</b>		\$8,950,417

\* For simplicity, SOR funding follows a Federal grant fiscal year, which is Sept 28th through Sept 29th of the following year. However, these allocations can be thought of as annualized largely proportional to the State FY

# Boulder County SUD investments

## MSO system

The Office of Behavioral Health in Colorado defines a regional map for the SUD MSO system. The SSPA 7 includes Boulder county.

This one-sheet defines recent investments in SUD services through a variety of funding sources (State and Federal via the MSO system for this region). This does not include funding which also supports services through other initiatives, nor does it include Medicaid funding via HCPF and the Regional Accountable Entities (RAEs).

SUD Continuum	Description	Amount
<b>Treatment, Withdrawal Management</b>	Historical State and Federal Block Grant funded treatment (outpatient, residential, medication assisted treatment) and withdrawal management	\$1,412,767
<b>Treatment</b>	SB 202 MAT Expansion	\$17,177
<b>Treatment, Recovery</b>	SB 202 Bridge Stay Program	\$129,760
<b>Treatment</b>	SB 202 Residential	\$226,512
<b>Prevention, Treatment, Recovery</b>	SB 202 Workforce Support	\$2,319
<b>Treatment</b>	SB 202 Enhanced Outpatient Program	\$276,100
<b>Treatment</b>	Federal State Opioid Response Grant (SOR) MAT expansion	\$193,583
<b>Harm Reduction</b>	SOR Grant Narcan Opioid reversal kits	\$6,000
<b>Prevention</b>	SOR Grant Family Prevention Services	\$8,400
<b>Treatment</b>	SOR Short Term Residential Treatment	\$28,680
<b>Recovery</b>	SOR Peer Recovery Services	\$55,064
<b>Recovery</b>	SOR Individualized Placement and Support Employment support services	\$6,490
<b>Total</b>		<b>\$ 2,362,852</b>