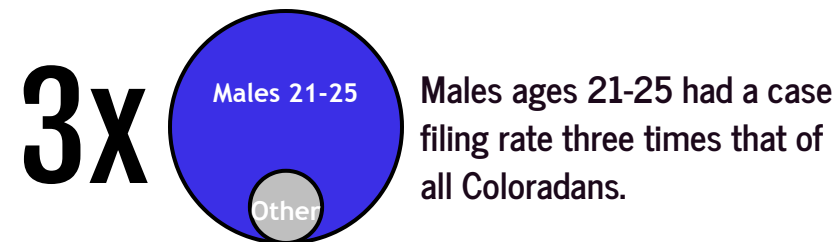
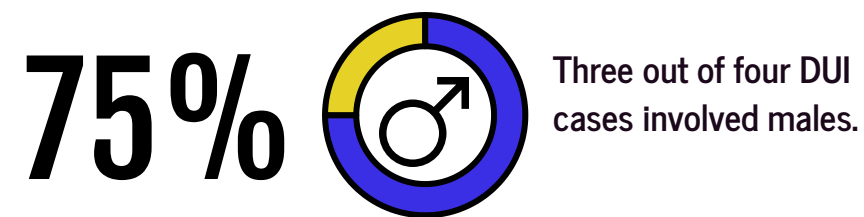


Driving Under the Influence in Colorado

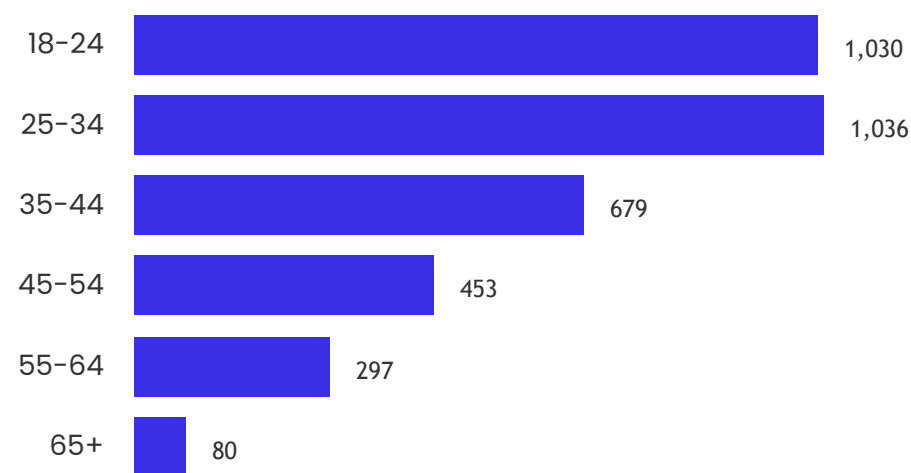
Rosenthal, A., Reed, J. (November 2020). *Driving Under the Influence of Drugs and Alcohol*. Available at: https://cdpsdocs.state.co.us/ORS/Docs/Reports/2020-DUI_HB17-1315.pdf.

DEMOGRAPHICS: A PARALLEL WITH BINGE DRINKING

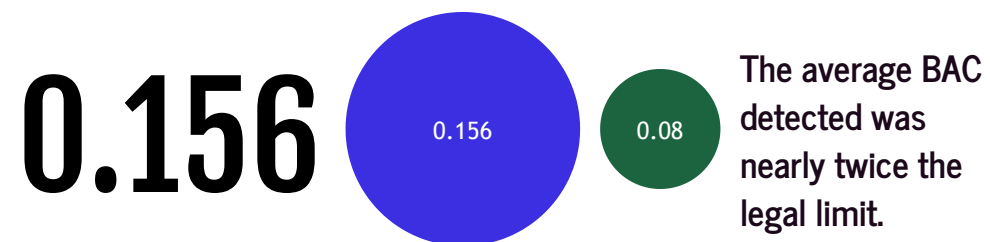
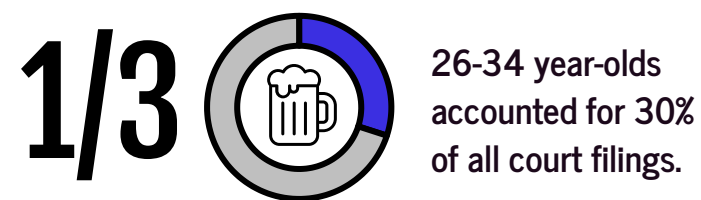
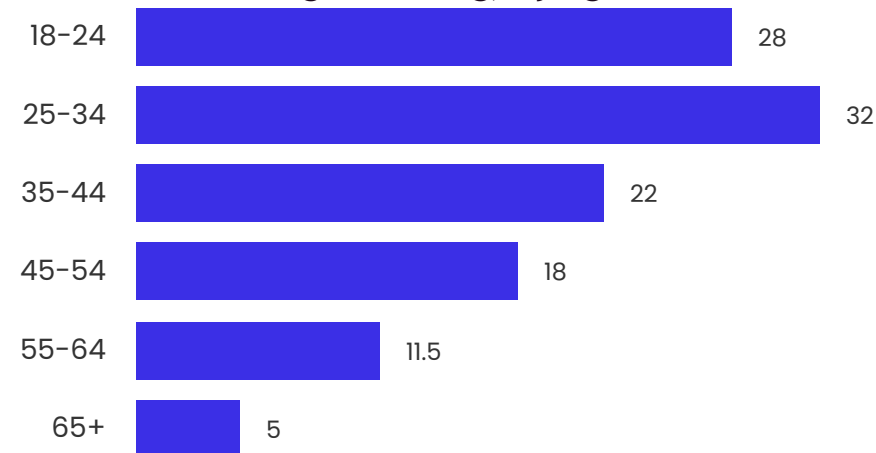
26,255 DUI filings in Colorado in 2018



DUI case rates by age (per 100,000 population)




Percent of Coloradans who reported past month binge drinking, by age*



CONVICTIONS

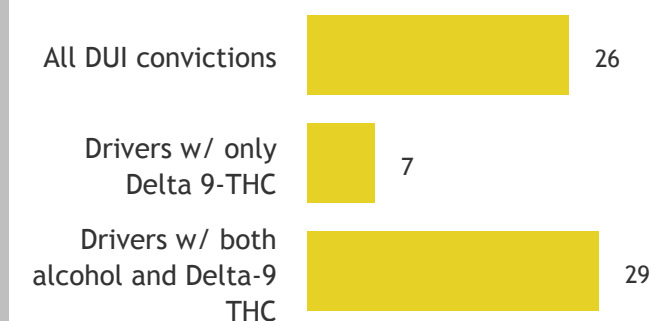
Colorado has a high conviction rate for DUI-related offenses:

Conviction rate (percent)



CRASHES

Percent of convicted drivers who were involved in crashes



COLORADO
Department of Public Safety

DATA SOURCES: Colorado Judicial Department and Denver County Court; Probation assessment data, Colorado Department of Human Services, Office of Behavioral Health; CBI, CDPHE, ChemaTox, and Denver Crime Lab at DPD. Analyzed by the Office of Research and Statistics, Division of Criminal Justice, Colorado Department of Public Safety.

*DATA SOURCE: Behavioral Risk Factor Surveillance System, 2018, Colorado Department of Public Health and Environment