

# **A Report of Officer Involved Shootings in Colorado: 2010-2017 Pursuant to Senate Bill 15-217**

*Prepared for the Judiciary Committees of the House and Senate*

March 1, 2018



Colorado Department of Public Safety

Division of Criminal Justice

Office of Research and Statistics

700 Kipling St., Denver, Colorado 80215

<https://www.colorado.gov/dcj-ors>



# **A Report of Officer Involved Shootings in Colorado: 2010-2017 Pursuant to Senate Bill 15-217**

March 1, 2018

Prepared by

Ernesto Munoz  
Kim English



Stan Hilkey, Executive Director, Department of Public Safety

Joe Thome, Director, Division of Criminal Justice

Kim English, Research Director, Office of Research and Statistics

## Acknowledgements

The Division of Criminal Justice, Office of Research and Statistics, is extremely grateful to the group of law enforcement representatives who, at the onset of this project, met with researchers to discuss the data elements required in Senate Bill 15-217 and assist in the development of the data collection instrument. Many thanks to Dave Holdren from the Mesa County Sheriff's Office, Paul Quimby and Carl Winterbower from the Grand Junction Police Department, David Rogers from the Boulder County Sheriff's Office, Chris Wyckoff and Stephanie Lord from the Denver Police Department, Bernadette Rankin from the Golden Police Department, and Kim Kinion from the Golden Police Department.

We also thank the law enforcement agencies that provided the data presented in this report, and the work of our colleagues Peg Flick and Laurence Lucero who also contributed to this report.

## Table of Contents

Acknowledgements.....	4
Executive Summary.....	6
Introduction and Methods.....	7
Findings .....	8
Description of officers and citizens.....	9
Basis for contact and shooting.....	13
Citizens: Searches, contraband and weapons .....	15
Injury outcome of shooting.....	17
Arrests and citations for those who survived .....	20
Conclusions .....	21
Appendix A: Data Collection Instrument .....	22
Appendix B: Law enforcement agencies that reported .....	28
Appendix C: Incidents reported by multiple agencies .....	31
Appendix D: Dates of incidents .....	32
Appendix E: Incidents reported retroactively.....	35
Appendix F: Incident dates and agency .....	36

## Executive Summary

In 2015, the Colorado General Assembly passed Senate Bill 15-217, which mandated that state and local law enforcement agencies report specific information to the Division of Criminal Justice (DCJ) in the Department of Public Safety in the event that the agency “employs a peace officer who is involved in an officer-involved shooting that results in a person suspected of criminal activity being shot at by the officer.”<sup>1</sup> S.B.15-217 mandated DCJ to analyze and report the data on an annual basis. This third annual report, as specified in S.B. 15-217, documents findings based on officer involved shootings that occurred during a 7½ year period between January 1, 2010 and June 30, 2017.

During the time period under study, 90 law enforcement agencies reported 300 shooting incidents involving 547 officers and 334 citizens.<sup>2</sup> The majority of the citizens and officers were White (55% and 83%, respectively) but the citizen group included 29% Hispanics and 14% Blacks. As a group, the citizens were younger, on average, than the officers. Among the citizens, Blacks were youngest, compared to Hispanics and Whites.

Over half (54%) of the incidents were originated by a call for service. Agencies reported that in nearly two-thirds (60%) of shooting incidents, officers perceived an imminent threat to officers or citizens, and in another 22% of incidents, a shot was fired at the officer. The officer perceived some level of threat in 14% of incidents, and four incidents (1%) involved preventing an escape. In 75% of the cases, a verbal warning was issued before the incident. In nearly half of incidents (40%), there was some indication of intoxication with alcohol, drugs or a combination of those.

Agencies reported that a weapon was involved in at least 83% of incidents, and most often that weapon was a handgun (49%) followed by a motor vehicle that was perceived by the officer to be used as a weapon (12%) and a knife/cutting instrument (8%). Firearms (including handguns, rifles, and shotguns) were present in 59% of incidents. Black citizens were significantly more likely to have a firearm (75%) compared to Whites (57%) and Hispanics (55%).

Eighty percent (80%) of officers were neither injured or killed compared to 20% of citizens. Nearly half (45%) of citizens were killed and another 34% were wounded. Citizens who were killed or wounded were likely to be perceived by the officer as an imminent threat.

Among citizens who survived these encounters, 86% were arrested or cited for a crime (with little difference across race/ethnicity). The most common charge was attempted first degree murder followed by first degree assault. Other common charges included felony menacing, robbery, and, weapons.

Note that the data reported here represent information provided by 90 law enforcement agencies, 54 of which reported officer-involved shootings between January 1, 2010 and June 30, 2017. *It is not possible to know if every incident was reported to the Division of Criminal Justice.*

---

<sup>1</sup> C.R.S. 24-33.5-517(1).

<sup>2</sup> During the period under study, 90 agencies completed and submitted the data collection instrument. To encourage reporting from agencies that had no incidents, DCJ provided a “No Incidents” data collection instrument. Approximately 240 agencies meet the reporting requirements of S.B. 15-217.

## Introduction and Methods

**Background.** In 2015, the Colorado General Assembly passed Senate Bill 15-217, which mandated that state and local law enforcement agencies report specific information to the Division of Criminal Justice (DCJ) in the Department of Public Safety in the event that the agency “employs a peace officer who is involved in an officer-involved shooting that results in a person suspected of criminal activity being shot at by the officer.”<sup>3</sup> As specified in the bill, state and local law enforcement agencies include the Colorado State Patrol, the Colorado Bureau of Investigation, a county sheriff’s office, a municipal police department, the Division of Parks and Wildlife, or a town marshal’s office.

S.B. 15-217 asked that the following information be collected from law enforcement agencies:

- a) The age, gender, sexual orientation, race, ethnicity, and medically-documented physical or mental disability of the suspect;
- b) The age, gender, race, and ethnicity of the peace officer;
- c) The officer’s basis for the contact or stop that led to the officer-involved shooting;
- d) The officer’s basis for the shooting, and whether the officer or any other officer responding to the scene issued a verbal warning before shooting;
- e) Whether the officer or any other officer responding to the scene conducted a search and, if so, whether the search was conducted pursuant to probable cause, with consent, or pursuant to any other lawful exception to the warrant requirement, and whether contraband was found and, if so, the nature of the contraband; and,
- f) Whether the officer or any other officer responding to the scene arrested or issued a citation to anyone and, if so, the crimes charged as a result of the arrest or citation.

S.B.15-217 mandated DCJ to analyze and report the data on an annual basis. This third annual report, as specified in S.B. 15-217, documents findings based on officer involved shootings that occurred during the seven and a half year period between January 1, 2010 and June 30, 2017.

**Organization of this report.** This report is organized as follows: This section provides an overview of the study; the following section presents the findings and conclusions.

### *Study Methods*

**Stakeholder group convened.** Following the passage of S.B. 15-217, the Division of Criminal Justice, Office of Research and Statistics (ORS), convened a small group of law enforcement officers and crime analysts from eight agencies to discuss the collection of the data mandated in the bill. This group assisted in the development of response categories that were incorporated into the electronic data collection instrument that was posted on the Division’s web site for agencies to use (see Appendix A). This group also determined that the following additional data elements should be included in the data collection instrument.

---

<sup>3</sup> C.R.S. 24-33.5-517(1).

- Location and date of the incident,
- A narrative of the incident,
- Whether the citizen had a weapon and if so what type of weapon,
- Whether the citizen was wounded or killed, and,
- Whether the peace officer was wounded or killed.

**Data Collection.** The Division of Criminal Justice worked with the state police chiefs' and sheriffs' associations to outreach to law enforcement agencies regarding the reporting requirements of S.B. 15-217. Additionally, DCJ emailed agencies directly to provide the data collection instruments and instructions and to remind them of the mandate.

The data collection instrument consisted of a series questions about the incident, another group of questions about the suspects, and a third block of questions about the officers (see Appendix A). To capture all citizens involved in an incident, the instrument allowed for data to be collected on up to five different citizens.<sup>4</sup> Similarly, the form allowed documentation of up to five different officers involved in an incident. If more citizens or officers were involved, the agencies were to append that information.

S.B.15-217 required any state and local agency that employs a peace officer to report on officer-involved shootings that occurred between January 1, 2010 and June 30, 2017. The agencies mandated to report include county sheriff offices, municipal police departments, town marshal's offices, the Colorado Bureau of Investigation, the Colorado State Patrol, and the state Division of Parks and Wildlife in the Department of Natural Resources.

Ninety agencies, out of approximately 240 law enforcement agencies that meet the reporting requirements of S.B. 15-217, reported data to DCJ in the period between January 1, 2010 and June 30, 2017 (see Appendix B). To encourage reporting by agencies without incidents, DCJ developed a "No Incidents" data collection instrument. For 17 incidents, two or more agencies reported the same incident since multiple agencies were on the scene (see Appendix C). These reports were merged taking into consideration the date of the incident, the location and the narrative in the reports.

Note that sometimes agencies report retroactively incidents that were not included in prior reports. For that reason, the data presented in DCJ's annual reports of officer involved shootings are cumulative in nature. That is, the figures in each report may vary from the prior year as additional information is collected.

It is unknown if the incidents reported here represent all officer-involved shootings during the time period of study.

## Findings

---

<sup>4</sup> DCJ also provided a spreadsheet format that allowed for reporting an unlimited number of officers and citizens.



Ninety agencies<sup>5</sup> reported a total of 300 incidents that occurred between January 2010 and June 2017 (see Appendices). Figure 1 shows the number of incidents by year with 2017 data available only through the month of June. From 2011 through 2015 the number of incidents increased somewhat every year reaching a high of 52 in 2015. These 300 incidents involved 547 officers and 334 citizens.<sup>6</sup> In 52% of the incidents there was only one citizen and only one officer. In another 40% of incidents there was only one citizen with two or more officers (data not presented).

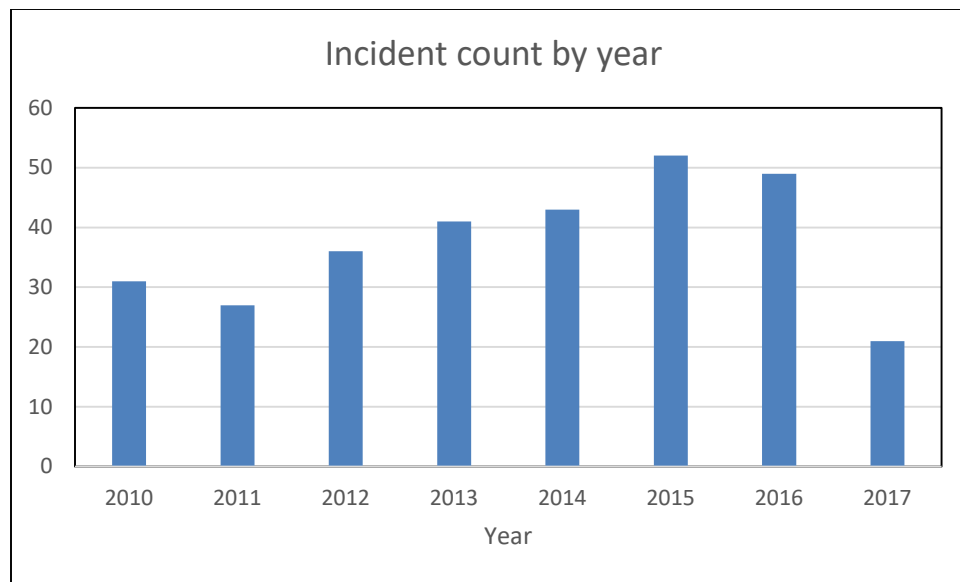


Figure 1. Number of officer involved shooting incidents by year. \*Note 2017 represents the first 6 months of the year.

### Description of officers and citizens

Most of the officers and most of the citizens were male. Table 1 shows the distribution of males and females among officers and citizens. For officers, 94% were male and 5% were female (another 1% of cases had missing information). The proportion of females among citizens was larger than the proportion of females among officers. For citizens, approximately 7 out of every 100 citizens were female.

<sup>5</sup> Approximately 240 agencies in Colorado meet the reporting requirements in S.B. 15-217. Please see Appendix B for the list of agencies reporting for the current report.

<sup>6</sup> Please note that in the tables that follow, the number (n) of cases will vary depending on whether the analysis is focused on incidents, officers or citizens.

Table 1. Gender of officers and citizens

<b>Gender</b>	<b>Officers</b>	<b>Citizens</b>
N	547	334
Male	94%	92%
Female	5%	7%
Missing data	1%	0%
Unknown	0%	1%
<b>Total</b>	<b>100%</b>	<b>100%</b>

Table 2 shows the distribution of race/ethnicity for officers and citizens.<sup>7</sup> Four out of five officers were White (83%), 9% were Hispanic, 5% were Black and 2% were other or unknown. The group of citizens was 55% White, 29% Hispanic, 14% Black, and 1% other or unknown.

Table 2. Race/Ethnicity of officers or citizens

<b>Race/Ethnicity</b>	<b>Officers</b>	<b>Citizens</b>
N	547	334
White	83%	55%
Hispanic	9%	29%
Black	5%	14%
Other/Unknown	2%	1%
Missing data	1%	0%
<b>Total</b>	<b>100%</b>	<b>100%</b>

Figures 2a-2b show the number of individuals falling into five-year age categories. Citizens tended to be younger than the officers. Nearly half (39%) of citizens were between the ages of 20-29. Officers were older, with only 15% between the ages of 20-29, and 44% of officers between the ages of 35-44. The mean age of the citizens was 34 and the mean age of the officers was 39 (data not presented).

---

<sup>7</sup> Because there were few cases of Asian, American Indian, Native Hawaiians, Pacific Islanders and “unknown”, these categories were combined into “other/unknown.”

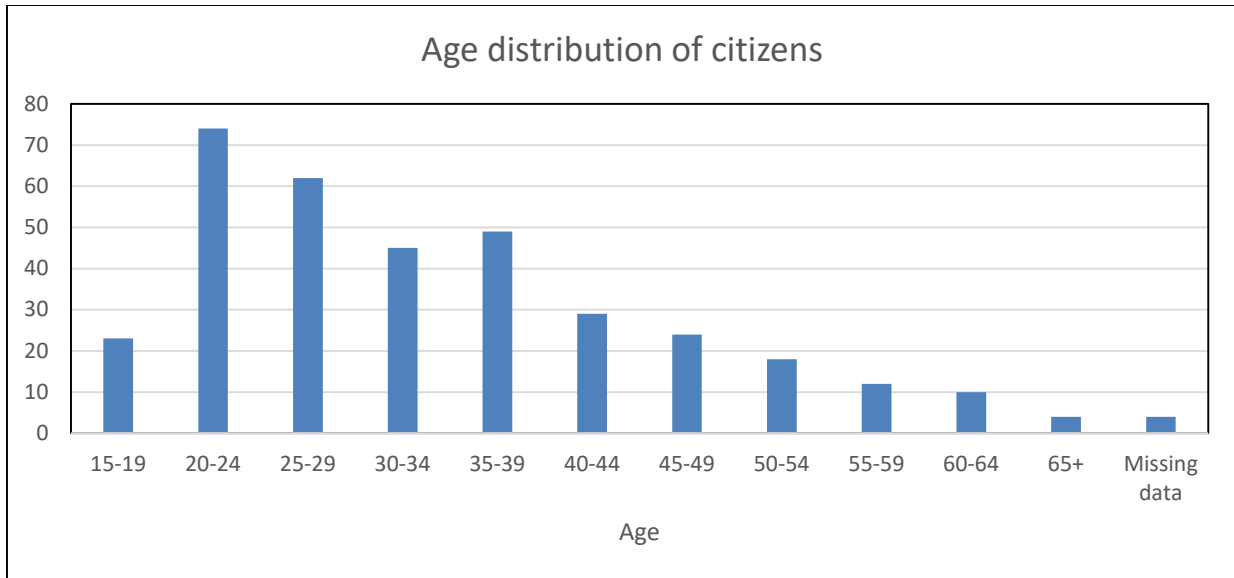


Figure 2a. Number of citizens for various age categories.

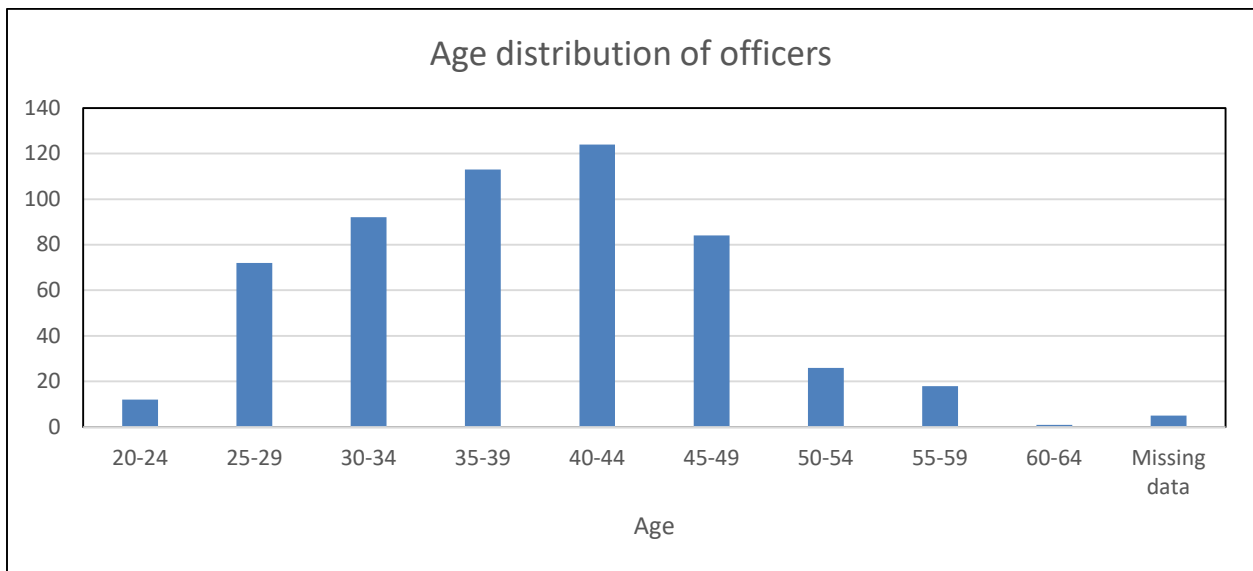


Figure 2b. Number of officers for various age categories.

Table 3 shows the age distribution by race/ethnicity of citizens. White citizens were older and Black citizens were younger with 33% of Black citizens between the ages of 20 and 24. Almost two-thirds (58%) of Black citizens were in their 20s compared to 48% of Hispanics and 29% of Whites.

Table 3. Age and race/ethnicity of citizens

Age	White	Hispanic	Black	Other, Unknown	Total
N	185	96	48	5	334
15-19	6%	3%	15%	20%	7%
20-24	15%	26%	33%	0%	21%
25-29	14%	22%	25%	40%	18%
30-34	13%	17%	4%	0%	13%
35-39	13%	17%	8%	0%	13%
40-44	10%	4%	8%	0%	8%
45-49	10%	4%	2%	0%	7%
50-54	8%	3%	2%	0%	5%
55-59	5%	1%	0%	0%	3%
60-64	4%	1%	0%	0%	2%
65+	2%	1%	0%	0%	1%
Missing data	0%	1%	2%	40%	1%
<b>Total</b>	<b>100%</b>	<b>100%</b>	<b>100%</b>	<b>100%</b>	<b>100%</b>

Among the requested information in S.B. 15-217 was the sexual orientation of the citizens. Based on the responses tabulated in Table 4, the sexual orientation of most citizens (90%) was unknown. Sexual orientation was identified as “straight” for 10% of citizens.

Table 4. Sexual orientation of citizens

Sexual orientation	N	%
Unknown	299	90%
Straight	35	10%
<b>Total</b>	<b>334</b>	<b>100%</b>

As shown in Table 5, a mental/physical disability was not evident in 71% of incidents and unknown in another 17%. Officers reported a mental disability in 8% of cases and a physical disability in 1% of cases. Note that the statute requires reporting on mental and physical disability but these are not defined.

Table 5. Disability of citizens

<b>Disability</b>	<b>N</b>	<b>%</b>
Not evident	236	71%
Unknown	57	17%
Mental	27	8%
Missing data	11	3%
Physical	3	1%
<b>Total</b>	<b>334</b>	<b>100%</b>

## Basis for contact and shooting

S.B. 15-217 asked for information on the officer’s basis for the contact or stop of the citizen and the officer’s basis for the shooting. As shown in Table 6, a call for service was the most frequent basis for the contact (in 54% of incidents) that led to the officer-involved shooting. A law enforcement investigation was the basis of contact in 11% of incidents, and a traffic stop was the basis in 13% of cases. These three types of initial contact (call for service, investigation, and traffic stop) accounted for 78% of the incidents.

Table 7 shows the basis for initial contact by the race/ethnicity of the citizens. In Table 7, Hispanics were more likely to be involved in traffic stops and investigations compared to Whites. Blacks were more frequently involved in a traffic stop as the basis for the initial contact.

Table 6. Basis for initial contact

<b>Basis for contact</b>	<b>N</b>	<b>%</b>
Call for service	161	54%
Traffic stop	38	13%
Investigation	33	11%
Warrant	29	10%
Other	22	7%
Tactical team call	14	5%
Off duty	2	1%
Citizen flag down	1	0%
<b>Total</b>	<b>300</b>	<b>100%</b>

Table 7. Basis for initial contact by race/ethnicity of citizens

<b>Basis for contact</b>	<b>White</b>	<b>Hispanic</b>	<b>Black</b>	<b>Other, Unknown</b>	<b>Total</b>
N	185	96	48	5	334
Call for service	56%	48%	46%	20%	51%
Traffic stop	12%	18%	23%	0%	15%
Investigation	9%	14%	8%	20%	10%
Warrant	10%	10%	6%	0%	10%
Other	7%	7%	6%	60%	8%
Tactical team call	5%	3%	6%	0%	4%
Off duty	1%	0%	4%	0%	1%
Citizen flag down	1%	0%	0%	0%	0%
<b>Total</b>	<b>100%</b>	<b>100%</b>	<b>100%</b>	<b>100%</b>	<b>100%</b>

As shown in Table 8, agencies reported that, in almost two-thirds (60%) of shooting incidents, officers perceived an “imminent threat” to an officer or a citizen. In another 22% of incidents the officer was shot by the citizen. In 14% of the incidents the officer perceived a less-than-imminent threat to the officer, another officer or a citizen. The remaining incidents involved preventing an escape, conducting an arrest or other categories.

Table 8. Basis for officer shooting by incident

<b>Basis for shooting</b>	<b>N</b>	<b>%</b>
Imminent threat to officer/civilian	181	60%
Officer shot at	66	22%
Perceived threat to officer/civilian	42	14%
Preventing an escape	4	1%
Conducting an arrest	3	1%
Other	3	1%
Missing data	1	0%
<b>Total</b>	<b>300</b>	<b>100%</b>

In 75% of the incidents, a verbal warning was issued before the incident (see Table 9). In one out of every five incidents, no verbal warning was issued. This corresponds generally to the information presented in Table 8 which shows that, for 22% of incidents, the basis for the officer-involved shooting was that a shot was fired at the officer.

Table 9. Officer issued verbal warning during incident

<b>Officer verbal warning</b>	<b>N</b>	<b>%</b>
Yes	224	75%
No	72	24%
Missing data	4	1%
<b>Total</b>	<b>300</b>	<b>100%</b>

At the request of the law enforcement representatives convened by DCJ after the passage of S.B. 15-217, the data collection instrument included questions regarding intoxication of the citizen. As reflected in Table 10, this information was unknown in 45% of incidents. For an additional 13% there was no evidence of intoxication. In nearly half of incidents (40%), there was some indication of intoxication with alcohol, drugs or a combination of those.

Table 10. Intoxication of citizens

<b>Under influence of</b>	<b>N</b>	<b>%</b>
Unknown	149	45%
Drugs	53	16%
Alcohol	47	14%
No evidence of intoxication	42	13%
Alcohol and drugs	34	10%
Missing data	9	3%
<b>Total</b>	<b>334</b>	<b>100%</b>

## Citizens: Searches, contraband and weapons

Table 11 shows that 90% of citizens represented in these officer-involved shootings were *not* searched for contraband prior to the incident, according to the data provided by law enforcement agencies. Five percent of citizens were searched with probable cause, 4% involved a warrant, and 4% occurred with consent.

Table 11. Type of search of citizen

<b>Type of search</b>	<b>N</b>	<b>No</b>	<b>Yes</b>	<b>Missing data</b>	<b>Total</b>
Conducted search	336	90%	8%	1%	100%
Probable cause	336	91%	5%	3%	100%
With consent	336	93%	4%	2%	100%
<b>Warrant</b>	<b>336</b>	<b>93%</b>	<b>4%</b>	<b>3%</b>	<b>100%</b>

S.B. 15-217 requires law enforcement agencies to report whether contraband was found on the citizen. In response to this question, agencies reported that no contraband was found in about half (46%) of citizens (see Table 12). Also, in response to this question, agencies reported that 28% of citizens had a weapon. Drugs and drug paraphernalia combined with weapons were noted in another 14% of cases.

Table 12. Nature of contraband

<b>Contraband</b>	<b>N</b>	<b>%</b>
No contraband	152	46%
Weapons as contraband	92	28%
Missing data	33	10%
Drugs/Paraphernalia and Weapons	31	9%
Drugs/Paraphernalia	16	5%
Other	9	3%
Other - Child	1	<1%
<b>Total</b>	<b>334</b>	<b>100%</b>

*Please note that the information regarding weapons presented in Table 12 differs from that shown in Table 13 because the tables reflect answers to two different questions. Table 12 reflects the presence of a weapon(s) “as contraband”, whereas Table 13 reflects agency responses to the question about weapons possessed by citizens (which includes motor vehicles as a weapon).*

Table 13 reflects the type of weapon possessed by citizens, including motor vehicles. Overall, about 83% of citizens had a weapon, according to the data provided by law enforcement agencies. The percentage of citizens that had no weapon was 8%, and in 4% of cases the presence of a weapon was unknown. In about half of the cases (49%) the weapon was a handgun. The second most common weapon was classified as a motor vehicle (12%).

Table 13. Weapon in possession by citizen

<b>Weapon</b>	<b>N</b>	<b>%</b>
Handgun	165	49%
Motor vehicle	39	12%
Knife/cutting instrument	28	8%
No weapon	26	8%
Rifle	17	5%
Unknown	14	4%
Shotgun	11	3%
Other	11	3%
Missing data	8	2%
Blunt object	7	2%
Other firearm	5	1%
Multiple weapons	2	1%
Fire/Incendiary device	1	0%
<b>Total</b>	<b>334</b>	<b>100%</b>



To better understand these incidents, the weapons were collapsed into the following broad categories: Firearm, not a firearm, and other/unknown, as shown in Table 14. Handgun, rifle, shotgun, and any other firearm were included in the firearm category. “Not a firearm” includes motor vehicle, knife/cutting instrument, blunt object and fire/incendiary device. Based on these broader categories, 59% of citizens had a firearm. Another 23% of citizens had one of the other listed weapons that was not a firearm.

Table 14 shows these broad categories of weapons by the race/ethnicity of the citizens. Three out of four Blacks (75%) had a firearm compared to approximately half of Whites and Hispanics. Slightly more than one-quarter of Whites (26%) and 21% of Hispanics had a non-firearm weapon. Hispanics were least likely to be armed.

Table 14. Weapon by race/ethnicity of citizen

Weapon	White	Hispanic	Black	Other, Unknown	Total
N	185	96	48	5	334
Firearm	57%	55%	75%	60%	59%
Not a firearm	26%	21%	13%	40%	23%
No weapon	6%	13%	6%	0%	8%
Other or unknown	9%	8%	2%	0%	7%
Missing data	2%	3%	4%	0%	2%
<b>Total</b>	<b>100%</b>	<b>100%</b>	<b>100%</b>	<b>100%</b>	<b>100%</b>

## Injury outcome of shooting

Table 15 shows whether the incident resulted in death or injury for either the officer or the citizen. Most of the officers (80%) were neither killed nor wounded as part of the incident. However, of those reports that included officer injury, in one incident the officer was killed. The number of killed or wounded citizens was substantially higher for citizens than for officers: 45% were killed and 34% were wounded during the shooting incidents reported here. Figure 3 presents the extent of injury by year; note that 2017 represents the first six months of the calendar year.

Table 15. Extent of shooting injury for officers and citizens

Injury	Citizens	Officers
N	334	547
Killed	45%	<1%
Wounded	34%	7%
Neither	20%	80%
Missing data	1%	13%
<b>Total</b>	<b>100%</b>	<b>100%</b>

\*Denver Police Department did not provide this information on 67 officers between 2010 and 2015 which was not required in S.B. 15-217.

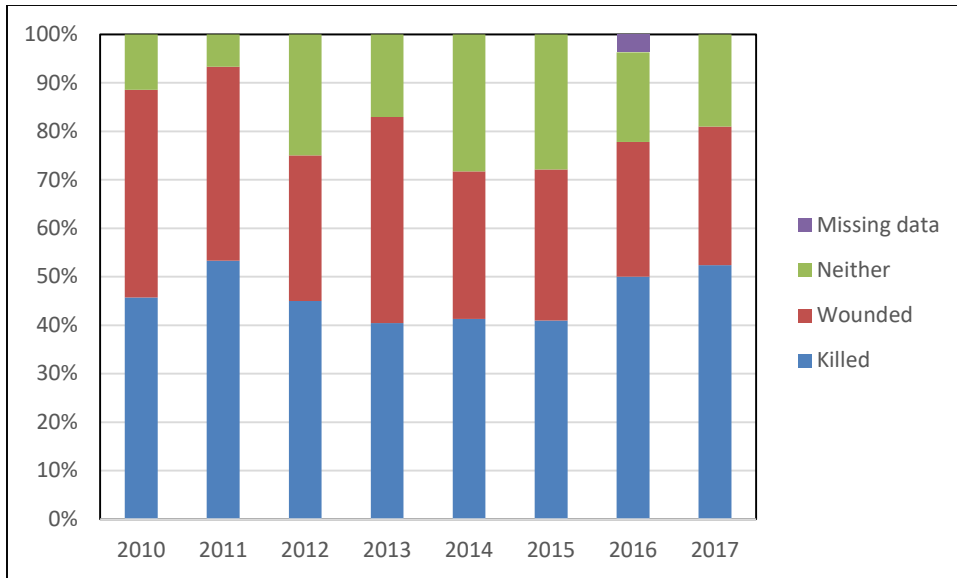


Figure 3. Citizen injury by year. \*Note 2017 represents the first 6 months of the year.

Table 16 presents the extent of injury by the race/ethnicity of the citizens. In 20% of incidents there was no death or injury.

Table 16. Injury of citizen by race/ethnicity of citizen

Race/Ethnicity	N	Killed	Wounded	Neither	Missing data	Total
White	185	45%	34%	21%	0%	100%
Hispanic	96	52%	32%	16%	0%	100%
Black	48	29%	42%	25%	4%	100%
Other/Unknown	5	60%	0%	40%	0%	100%
<b>Total</b>	<b>334</b>	<b>45%</b>	<b>34%</b>	<b>20%</b>	<b>1%</b>	<b>100%</b>

Table 17 shows citizen injury by the agency's description of the basis for the shooting. Imminent threat refers to an immediate, forthcoming threat, whereas perceived threat refers to becoming aware of a threatening situation. Two-thirds (65%) of those killed were perceived by the officer(s) to represent an imminent threat (see Table 17). Of those wounded, almost three-fourths (70%) were perceived by the officer(s) to represent an imminent threat. Table 18 shows that officers issued a verbal warning a majority of the time to those citizens that were killed (78% of the time) or wounded (70% of the time).

Table 17. Injury of citizen by basis for shooting

<b>Basis for shooting</b>	<b>Killed</b>	<b>Wounded</b>	<b>Neither</b>	<b>Missing data</b>	<b>Total</b>
N	151	113	68	2	334
Imminent threat	65%	70%	38%	100%	61%
Shot fired at officer	17%	21%	26%	0%	20%
Perceived threat	14%	6%	31%	0%	15%
Other	1%	1%	3%	0%	1%
Preventing an escape	1%	1%	1%	0%	1%
Conducting an arrest	1%	1%	0%	0%	1%
<b>Total</b>	<b>100%</b>	<b>100%</b>	<b>100%</b>	<b>100%</b>	<b>100%</b>

Table 18. Injury of citizen by verbal warning from officer

<b>Officer verbal warning</b>	<b>Killed</b>	<b>Wounded</b>	<b>Neither</b>	<b>Missing data</b>	<b>Total</b>
N	151	113	68	2	334
Yes	78%	70%	72%	100%	74%
No	21%	29%	26%	0%	25%
Missing data	1%	1%	1%	0%	1%
<b>Total</b>	<b>100%</b>	<b>100%</b>	<b>100%</b>	<b>100%</b>	<b>100%</b>

Table 19 shows the extent of injury by the basis for initial contact. The most deadly outcomes resulted when tactical teams were involved in the incident. Traffic stops as the basis for the contact most often resulted in neither injury nor death (40%).

Table 20 shows extent of citizen injury by weapon. Nearly half (49%) of citizens killed in the officer-involved shootings described here had a firearm; another 35% with a firearm were wounded. Only 15% of citizens who possessed a firearm were neither killed nor wounded. Almost half (43%) of citizens with non-firearm weapons (including motor vehicle, knife/cutting instrument, blunt object, or fire/incendiary device) were killed and 35% were wounded.

Table 19. Injury of citizen by contact basis

<b>Basis for contact</b>	<b>N</b>	<b>Killed</b>	<b>Wounded</b>	<b>Neither</b>	<b>Missing data</b>	<b>Total</b>
Call for service	172	47%	37%	17%	0%	100%
Traffic stop	50	18%	40%	40%	2%	100%
Investigation	35	60%	23%	17%	0%	100%
Warrant	32	50%	34%	16%	0%	100%
Other	26	58%	19%	19%	4%	100%
Tactical team call	15	67%	20%	13%	0%	100%
Off duty	3	0%	67%	33%	0%	100%
Citizen flag down	1	0%	100%	0%	0%	100%
<b>Total</b>	<b>334</b>	<b>45%</b>	<b>34%</b>	<b>20%</b>	<b>1%</b>	<b>100%</b>

Table 20. Injury of citizen by presence of weapon

<b>Weapon</b>	<b>N</b>	<b>Killed</b>	<b>Wounded</b>	<b>Neither</b>	<b>Missing data</b>	<b>Total</b>
Firearm	198	49%	35%	15%	1%	100%
Not a firearm	77	43%	35%	22%	0%	100%
No weapon	26	23%	38%	38%	0%	100%
Other or unknown	25	44%	20%	36%	0%	100%
Missing data	8	38%	25%	25%	13%	100%
<b>Total</b>	<b>334</b>	<b>45%</b>	<b>34%</b>	<b>20%</b>	<b>1%</b>	<b>100%</b>

## Arrests and citations for those who survived

S.B. 15-217 requested information on arrests and citations that resulted from the officer-involved shooting. Here we report this information for the 183 citizens who survived the officer-involved shooting incident.

Table 21 shows that 86% of those involved in these incidents were either arrested or issued a citation, and all of these were charged with a crime(s). There were minimal differences across race/ethnicity (Table 22). The most common charge was attempted first degree murder, followed by first degree assault. Other common charges included felony menacing, robbery, first degree murder and weapons. A few cases were charged with attempted murder of a peace officer (data not presented).

Table 21. Citizens arrested or cited (those who survived)

<b>Arrested or cited (who survived)</b>	<b>N</b>	<b>%</b>
Yes	157	86%
No	21	11%
Missing data	5	3%
<b>Total</b>	<b>183</b>	<b>100%</b>

Table 22. Race/ethnicity by arrest or citation for citizens who survived

<b>Arrested or cited (who survived)</b>	<b>White</b>	<b>Hispanic</b>	<b>Black</b>	<b>Other, Unknown</b>	<b>Total</b>
N	101	46	34	2	183
Yes	88%	87%	82%	0%	86%
No	11%	9%	12%	100%	11%
Missing data	1%	4%	6%	0%	3%
<b>Total</b>	<b>100%</b>	<b>100%</b>	<b>100%</b>	<b>100%</b>	<b>100%</b>

## Conclusions

The data reported here represent information provided to the Division of Criminal Justice by 90 law enforcement agencies, 54 of which reported officer-involved shootings, between January 1, 2010 and June 30, 2017. It is not possible to know if every officer-involved shooting incident was reported to the Division of Criminal Justice.

During the seven and a half year study period, 54 agencies reported 300 shooting incidents involving 547 officers and 334 citizens. The majority (54%) of incidents originated with a call for service, and in 60% of shooting incidents, officers perceived an imminent threat. At least 83% of citizens had a weapon. Specifically, firearms (including handguns, rifles, and shotguns) were in possession by 59% of citizens. Blacks were significantly more likely to have a firearm (75%) compared to Whites (57%) and Hispanics (55%). Twenty percent of encounters resulted in neither death nor injury. Among citizens who survived these encounters, 86% were arrested or cited for a crime. The most common charge was attempted first degree murder followed by assault.

Senate Bill 15-217 requires the Division of Criminal Justice to annually report the information presented here to the Senate and House Judiciary Committees. The next report will cover the period of January 1, 2010 through June 30, 2018.

## Appendix A: Data Collection Instrument

### Peace Officer-Involved Shooting Reporting Format

---

#### *Reporting Requirements for C.R.S. 24-33.5-517 (Senate Bill 15-217)*

This data collection requires any state or local law enforcement agency that employs a peace officer who is involved in an officer-involved shooting that results in a person suspected of criminal activity being shot at by the officer to report the information described below. The statute defines a law enforcement agency as the following: a municipal police department, county sheriff's office, town marshal's office, the Colorado State Patrol, the Colorado Bureau of Investigation, and the state Division of Parks and Wildlife. These agencies must report to the Division of Criminal Justice (DCJ) by September 1, 2015 on all officer-involved shootings that occurred between January 1, 2010 and June 30, 2015. These agencies must also report by September 1, 2016 any officer-involved shootings that occur between July 1, 2015 and June 30, 2016. Agencies must report subsequent fiscal year data to DCJ by September 1 following the end of the fiscal year.

One form should be completed for each officer-involved shooting event. "Shoot Teams" may complete the form on behalf of the agency or agencies involved, however the name(s) of the agency or agencies employing the peace officer(s) must be clear. ***Shoot Teams who report data for other agencies are urged to allow agencies named in the report to review the data prior to submission to DCJ.***

All persons involved in the shooting event who are either shot at or charged with criminal activity are referred to below as "Subjects" in this data collection, and information must be collected on each.

#### *Method of Data Collection*

DCJ, in consultation with law enforcement representatives, has developed two reporting methods, a PDF format and an Excel spreadsheet (available at <https://www.colorado.gov/dcj-ors/ors-officer-involved-shooting>). The PDF form can be used to submit one incident at a time; the spreadsheet can be used to submit a single or multiple incidents. Agencies with few incidents may find the PDF format the easier to use, while agencies with multiple incidents may find the spreadsheet more useful.

Data may be submitted to DCJ/ORS via email. If you have any questions please contact either Peg Flick at [peg.flick@state.co.us](mailto:peg.flick@state.co.us) or Laurence Lucero at [laurence.lucero@state.co.us](mailto:laurence.lucero@state.co.us). Please send PDF forms and spreadsheets to [cdps\\_dcj\\_ors\\_sb217@state.co.us](mailto:cdps_dcj_ors_sb217@state.co.us)

#### *Spreadsheet Format*

A spreadsheet template is available at <https://www.colorado.gov/dcj-ors>. **Please use the template provided. If you create a spreadsheet from scratch please use the format specified below.**

A submitted spreadsheet should contain 3 sheets: **Incident Information, Subjects, and Peace Officers**, in that order. Each sheet should contain the columns specified below. Some columns require specific values to be used. Please see the **Notes** for the specific values to submit.

Sheet 1 - Incident Information

Column	Column Name	Notes
<b>A</b>	Agency Name	Name of Reporting Agency
<b>B</b>	Agency ORI	To track back to Judicial District and County
<b>C</b>	Agency Incident number	This number will be used to link <b>Subjects</b> and <b>Peace Officers</b> to this incident
<b>D</b>	Incident Date	Format: MM/DD/YYYY
<b>E</b>	Incident Time	Format: HH:MM AM/PM
<b>F</b>	Incident Location	Address or other location information
<b>G</b>	<u>Primary</u> basis for the initial contact	Select one: <ul style="list-style-type: none"> <li>• Call for service</li> <li>• Traffic stop</li> <li>• Citizen flag down</li> <li>• Warrant</li> <li>• Tactical team call</li> <li>• Investigation</li> <li>• Off duty</li> <li>• Other</li> </ul>
<b>H</b>	<u>Primary</u> basis for the shooting	Select one: <ul style="list-style-type: none"> <li>• Officer shot at</li> <li>• Perceived threat to officer/civilian</li> <li>• Imminent threat to officer/civilian</li> <li>• Conducting an arrest</li> <li>• Preventing an escape</li> <li>• Other</li> </ul>
<b>I</b>	Peace Officer(s) issued a verbal warning prior to shooting	Yes/No
<b>J</b>	Incident Narrative	Optional additional narrative. Maximum of 255 characters.

Sheet 2 - Subject(s) Shot at/Involved

Any person either shot at or charged with criminal activity must be reported. Each row in this sheet contains information for one Subject. One or more Subjects may be entered on this sheet. The **Agency Incident Number** will link **Subjects** listed on this sheet with the **Incident Information** on Sheet 1.

Column	Column Name	Notes
<b>A</b>	Agency Incident number	Incident Number from Sheet 1
<b>B</b>	Age	Age of subject
<b>C</b>	Gender	Select one: <ul style="list-style-type: none"> <li>• Male</li> <li>• Female</li> <li>• Transgender</li> <li>• Unknown</li> </ul>
<b>D</b>	Sexual Orientation	Select one: <ul style="list-style-type: none"> <li>• Lesbian or gay</li> <li>• Straight</li> <li>• Bisexual</li> <li>• Unknown</li> </ul>
<b>E</b>	Race	Select one: <ul style="list-style-type: none"> <li>• Asian</li> <li>• Black or African American</li> <li>• American Indian or Alaska Native</li> <li>• Native Hawaiian or Pacific Islander</li> <li>• White</li> <li>• Unknown</li> </ul>
<b>F</b>	Ethnicity	Select one: <ul style="list-style-type: none"> <li>• Hispanic</li> <li>• Non-Hispanic</li> <li>• Unknown</li> </ul>
<b>G</b>	Physical or Mental Disability	Select one: <ul style="list-style-type: none"> <li>• Physical</li> <li>• Mental</li> <li>• Both</li> <li>• Not Evident</li> </ul>



Column	Column Name	Notes
H	Explain Physical or Mental Disability	Optional text to explain physical or mental disability
I	Subject was armed with	Select one: <ul style="list-style-type: none"> <li>• Handgun</li> <li>• Rifle</li> <li>• Shotgun</li> <li>• Other firearm</li> <li>• Knife/cutting instrument</li> <li>• Blunt object</li> <li>• Motor vehicle</li> <li>• Explosives</li> <li>• Fire/Incendiary device</li> <li>• Unknown</li> <li>• Multiple weapons</li> <li>• Other</li> <li>• None</li> </ul>
J	Subject wounded or killed	Select one: <ul style="list-style-type: none"> <li>• Wounded</li> <li>• Killed</li> <li>• Neither</li> </ul>
K	Subject was under the influence of	Select one: <ul style="list-style-type: none"> <li>• Alcohol</li> <li>• Drugs</li> <li>• Alcohol and Drugs</li> <li>• Unknown</li> <li>• No evidence of intoxication</li> </ul>
L	Subject was arrested or cited	Yes/No
M	Subject was charged with	C.R.S. of <u>most serious charge</u>
N	Prior to shooting officer(s) conducted a search	Yes/No
O	Prior to shooting officer(s) conducted search <u>pursuant to probable cause</u>	Yes/No

Column	Column Name	Notes
P	Prior to shooting officer(s) conducted search <u>with consent</u>	Yes/No
Q	Prior to shooting officer(s) conducted search <u>pursuant to a warrant</u>	Yes/No
R	Contraband found	Yes/No
S	Nature of contraband found	Select one: <ul style="list-style-type: none"> <li>• Drugs/Paraphernalia</li> <li>• Weapons</li> <li>• Drugs/Paraphernalia and Weapons</li> <li>• Other</li> </ul>

*Sheet 3 - Peace Officer (s)*

Each row in this sheet contains information for one **Peace Officer**. One or more Peace Officers may be entered on this sheet. The **Agency Incident Number** will link **Peace Officers** listed on this sheet with the **Incident Information** on Sheet 1.

Column	Column Name	Notes
A	Agency Incident number	Agency Incident number from Sheet 1.
B	Officer Agency	Name of employing agency
C	Officer Agency ORI	ORI of employing agency
D	Age	Age of officer
E	Gender	Select one: <ul style="list-style-type: none"> <li>• Male</li> <li>• Female</li> </ul>
F	Race	Select one: <ul style="list-style-type: none"> <li>• Asian</li> <li>• Black or African American</li> <li>• American Indian or Alaska Native</li> <li>• Native Hawaiian or Pacific Islander</li> <li>• White</li> </ul>

Column	Column Name	Notes
		<ul style="list-style-type: none"> <li>• Unknown</li> </ul>
<b>G</b>	Ethnicity	Select one: <ul style="list-style-type: none"> <li>• Hispanic</li> <li>• Non-Hispanic</li> <li>• Unknown</li> </ul>
<b>H</b>	Officer wounded or killed	Select one: <ul style="list-style-type: none"> <li>• Wounded</li> <li>• Killed</li> <li>• Neither</li> </ul>

*PDF Format*

The PDF data collection instrument contains the same information as the spreadsheet above, but is limited to five Peace Officers and 5 Subjects in a single incident.

## Appendix B: Law enforcement agencies that reported

Table B.1. List of agencies that reported by year of reporting. "S.I." corresponds to reports with shooting incidents. "No S.I." corresponds to reports with no incidents.

Agency	2015 report	2016 report	2017 report
1st JD Critical Incident Team			S.I.
8th Judicial District			No S.I.
Adams County Sheriff's Office	S.I.	S.I.	
Arapahoe County Sheriff's Office	S.I.	S.I.	S.I.
Archuleta County Sheriff's Office		No S.I.	
Arvada PD	S.I.	No S.I.	
Aspen PD	No S.I.		No S.I.
Auraria Campus PD	S.I.		
Aurora PD	S.I.	S.I.	S.I.
Boulder PD		S.I.	S.I.
Breckenridge PD		No S.I.	No S.I.
Brighton PD	S.I.		
Broomfield PD	S.I.	S.I.	No S.I.
Buena Vista PD	S.I.		
Carbondale PD			No S.I.
Castle Rock PD		No S.I.	S.I.
Chaffee County Sheriff's Office	S.I.	S.I.	
Cheyenne County Sheriff's Office		No S.I.	
Clear Creek County Sheriff's Office	S.I.	No S.I.	No S.I.
Colorado Bureau of Investigation	No S.I.		
Colorado Parks and Wildlife	S.I.		
Colorado Springs PD	S.I.	S.I.	S.I.
Colorado State Patrol	S.I.	S.I.	S.I.
Commerce City PD	S.I.	No S.I.	S.I.
Conejos County Sheriff's Office		No S.I.	S.I.
Cortez PD	S.I.		
Costilla County Sheriff's Office		No S.I.	
Custer County Sheriff's Office		No S.I.	
Delta County Sheriff's Office		No S.I.	
Delta PD	S.I.		No S.I.

Denver PD	S.I.	S.I.	S.I.
Douglas County Sheriff's Office	S.I.	No S.I.	S.I.
Durango PD		S.I.	
Eagle County Sheriff's Office		No S.I.	
Eagle PD			No S.I.
El Paso County Sheriff's Office	S.I.	S.I.	S.I.
Elbert County Sheriff's Office		No S.I.	
Englewood PD	S.I.		
Federal Heights PD	S.I.		
Fort Collins PD	S.I.	S.I.	
Fountain PD	S.I.	S.I.	
Frederick PD		No S.I.	
Fremont County Sheriff's Office			S.I.
Frisco PD			No S.I.
Fruita PD	S.I.		
Garfield County Sheriff's Office	S.I.		No S.I.
Golden PD		S.I.	
Greeley PD	S.I.	S.I.	No S.I.
Gunnison County Sheriff's Office		S.I.	No S.I.
Gunnison PD		S.I.	
Jefferson County Sheriff's Office	S.I.	S.I.	
Kit Carson County Sheriff's Office		No S.I.	
Lake County Sheriff's Office		No S.I.	
Lakewood PD		S.I.	
Larimer County Sheriff's Office	S.I.	S.I.	S.I.
Leadville PD		No S.I.	
Littleton PD			S.I.
Logan County Sheriff's Office		No S.I.	
Longmont PD	S.I.	S.I.	
Loveland PD	S.I.	S.I.	S.I.
Mesa County Sheriff's Office	S.I.	S.I.	
Mineral County Sheriff's Office		No S.I.	
Moffat County Sheriff's Office		No S.I.	
Montrose County Sheriff's Office	S.I.		S.I.
Montrose PD	S.I.		
New Castle PD			No S.I.

Northglenn PD	S.I.	S.I.	S.I.
Otero County Sheriff's Office		No S.I.	
Parker PD	S.I.		S.I.
Pitkin County Sheriff's Office		No S.I.	
Prowers County Sheriff's Office		No S.I.	
Pueblo County Sheriff's Office	S.I.	S.I.	
Pueblo PD	S.I.		S.I.
Ridgway Marshal's Office			No S.I.
Rifle PD			No S.I.
Rio Blanco County Sheriff's Office		No S.I.	No S.I.
Routt County Sheriff's Office		No S.I.	
Saguache County Sheriff's Office		No S.I.	
Snowmass Village PD			No S.I.
Steamboat Springs PD			No S.I.
Sterling PD		No S.I.	No S.I.
Summit County Sheriff's Office		No S.I.	
Teller County Sheriff's Office		No S.I.	
Thornton PD	S.I.	S.I.	S.I.
Timnath PD	No S.I.		
University of Colorado PD	S.I.		
Weld County Sheriff's Office	S.I.		No S.I.
Westminster PD	S.I.	S.I.	S.I.
Wheat Ridge PD	S.I.	No S.I.	S.I.
Woodland Park PD	S.I.		

## Appendix C: Incidents reported by multiple agencies

Table C.1. Dates of incidents for which reports by different agencies were received for the same incident.

<b>Dates</b>	<b>Agency</b>	<b>Agency</b>	<b>Agency</b>
2/26/2010	Westminster PD	Adams County Sheriff's Office	
5/16/2010	Weld County Sheriff's Office	Greeley PD	
7/20/2010	Colorado State Patrol (CSP)	Mesa County Sheriff's Office	
12/28/2010	Commerce City PD	Colorado State Patrol (CSP)	
6/15/2013	Fruita PD	Mesa County Sheriff's Office	
1/2/2014	Thornton PD	Denver PD	

1/13/2014	Commerce City PD	Colorado State Patrol (CSP)	
5/28/2015	Northglenn PD	Thornton PD	
6/6/2015	Arapahoe County Sheriff's Office	Colorado State Patrol (CSP)	
11/10/2015	Longmont PD	Adams County Sheriff's Office	CSP
11/27/2015	Colorado Springs PD	El Paso County Sheriff's Office	
2/17/2016	Gunnison PD	Gunnison County Sheriff's Office	
3/10/2016	Colorado State Patrol (CSP)	Pueblo County Sheriff's Office	
9/2/2016	Parker PD	Castle Rock PD	
10/23/2016	El Paso County Sheriff's Office	Colorado Springs PD	
11/8/2016	Denver PD	Aurora PD	
3/14/2017	Wheat Ridge PD	Colorado State Patrol (CSP)	

## Appendix D: Dates of incidents

Table D.1. List of incidents for years 2010, 2011, and, 2012. The N represents the total number of incidents for that year. Dates that are in bold and italic font had two separate incidents.

Year 2010 (N=31)	Year 2011 (N=27)	Year 2012 (N=36)
12/28/2010	12/22/2011	12/25/2012



12/8/2010	12/4/2011	12/21/2012
12/2/2010	11/25/2011	12/4/2012
11/8/2010	10/28/2011	11/27/2012
10/23/2010	10/21/2011	11/10/2012
10/21/2010	10/18/2011	<b>11/9/2012</b>
8/8/2010	10/11/2011	11/7/2012
8/1/2010	10/4/2011	11/6/2012
7/20/2010	9/29/2011	10/24/2012
7/18/2010	9/13/2011	10/23/2012
7/2/2010	8/29/2011	<b>10/19/2012</b>
6/28/2010	8/6/2011	9/12/2012
6/27/2010	7/27/2011	9/7/2012
6/4/2010	7/26/2011	9/6/2012
5/16/2010	7/23/2011	8/29/2012
5/8/2010	4/22/2011	<b>8/28/2012</b>
5/5/2010	4/21/2011	8/12/2012
4/14/2010	3/20/2011	7/31/2012
4/3/2010	3/19/2011	7/23/2012
3/16/2010	3/18/2011	7/14/2012
3/10/2010	3/17/2011	6/28/2012
3/7/2010	3/14/2011	6/5/2012
3/2/2010	2/24/2011	5/4/2012
2/28/2010	2/10/2011	4/22/2012
2/26/2010	1/25/2011	4/7/2012
2/18/2010	1/14/2011	3/24/2012
2/10/2010	1/7/2011	2/29/2012
2/5/2010		2/28/2012
1/5/2010		2/26/2012
<b>1/1/2010</b>		2/23/2012
		1/26/2012
		1/7/2012
		1/1/2012

Table D.2. List of incidents for years 2013, 2014, and, 2015. The N represents the total number of incidents for that year. Dates that are in bold and italic font had two separate incidents. The date highlighted in yellow had three separate incidents.

Year 2013 (N=41)	Year 2014 (N=43)	Year 2015 (N=52)	Year 2015 (cont.)
12/29/2013	12/19/2014	12/30/2015	3/14/2015
12/15/2013	12/10/2014	12/21/2015	3/9/2015
12/14/2013	11/25/2014	12/19/2015	3/6/2015

11/28/2013	11/20/2014	12/17/2015	2/24/2015
11/27/2013	11/14/2014	12/14/2015	2/10/2015
11/24/2013	11/9/2014	12/12/2015	1/26/2015
11/22/2013	10/30/2014	12/11/2015	1/25/2015
11/11/2013	10/11/2014	12/8/2015	1/22/2015
11/8/2013	10/7/2014	12/2/2015	1/15/2015
10/12/2013	10/5/2014	11/30/2015	1/13/2015
9/29/2013	9/8/2014	11/27/2015	1/9/2015
9/21/2013	8/13/2014	11/23/2015	1/3/2015
9/2/2013	8/8/2014	<b>11/10/2015</b>	
8/30/2013	8/2/2014	11/9/2015	
8/16/2013	7/23/2014	10/31/2015	
8/13/2013	7/5/2014	10/25/2015	
7/30/2013	<b>7/2/2014</b>	9/24/2015	
7/9/2013	6/14/2014	9/11/2015	
7/5/2013	6/6/2014	8/31/2015	
6/15/2013	6/5/2014	8/22/2015	
6/3/2013	<b>5/30/2014</b>	8/15/2015	
5/26/2013	5/21/2014	8/3/2015	
5/22/2013	5/20/2014	7/27/2015	
5/17/2013	5/16/2014	7/24/2015	
5/14/2013	5/14/2014	7/18/2015	
5/4/2013	5/11/2014	7/12/2015	
4/29/2013	5/8/2014	6/28/2015	
3/27/2013	5/6/2014	6/19/2015	
3/18/2013	3/19/2014	6/18/2015	
2/23/2013	3/5/2014	6/10/2015	
2/7/2013	3/2/2014	6/6/2015	
1/30/2013	2/7/2014	5/28/2015	
<b>1/22/2013</b>	2/4/2014	5/25/2015	
1/16/2013	1/31/2014	5/19/2015	
1/14/2013	1/26/2014	5/8/2015	
1/12/2013	1/24/2014	5/5/2015	
1/6/2013	<b>1/13/2014</b>	4/22/2015	
1/5/2013	1/4/2014	4/9/2015	
<b>1/1/2013</b>	1/2/2014	3/20/2015	

Table D.3. List of incidents for years 2016 and 2017. The N represents the total number of incidents for that year. Dates that are in bold and italic font had two separate incidents.

Year 2016 (N=49)	Year 2016 (cont.)	Year 2017 (N=21)
12/3/2016	2/25/2016	<b>6/30/2017</b>
<b>11/11/2016</b>	2/22/2016	6/28/2017
11/8/2016	2/17/2016	6/8/2017

10/23/2016	2/8/2016	5/31/2017
10/5/2016	1/30/2016	5/20/2017
10/3/2016	1/25/2016	5/12/2017
9/20/2016	1/11/2016	5/9/2017
9/16/2016		4/1/2017
9/10/2016		3/14/2017
9/6/2016		3/13/2017
9/5/2016		3/4/2017
9/2/2016		<b>2/21/2017</b>
8/31/2016		2/19/2017
8/27/2016		2/6/2017
8/16/2016		2/5/2017
8/13/2016		1/24/2017
<b>7/31/2016</b>		1/12/2017
<b>7/10/2016</b>		1/7/2017
6/25/2016		1/5/2017
<b>6/22/2016</b>		
6/21/2016		
6/16/2016		
6/13/2016		
6/10/2016		
6/6/2016		
5/22/2016		
5/15/2016		
5/11/2016		
5/10/2016		
5/9/2016		
5/1/2016		
4/27/2016		
4/26/2016		
4/12/2016		
3/29/2016		
3/24/2016		
3/23/2016		
3/10/2016		

## Appendix E: Incidents reported retroactively

Table E.1. Agencies and dates of incidents reported retroactively

<i>Agency name followed by dates</i>	<i>Amount of incidents</i>
<b>Auraria Campus Police Department</b>	<b>1</b>

11/10/2012	1
<b>Chaffee County Sheriff's Office</b>	<b>1</b>
5/26/2013	1
<b>Delta Police Department</b>	<b>1</b>
10/23/2010	1
<b>Englewood Police Department</b>	<b>2</b>
2/23/2012	1
3/14/2015	1
<b>Garfield County Sheriff's Office</b>	<b>1</b>
2/10/2015	1
<b>Montrose County Sheriff's Office</b>	<b>1</b>
2/7/2013	1
<b>Pueblo County Sheriff's Office</b>	<b>1</b>
1/22/2013	1
<b>Pueblo Police Department</b>	<b>12</b>
2/24/2011	1
12/22/2011	1
8/29/2012	1
12/25/2012	1
1/1/2013	2
1/4/2014	1
9/8/2014	1
10/7/2014	1
10/30/2014	1
11/25/2014	1
1/25/2015	1

## Appendix F: Incident dates and agency

Table F.1. Agencies and dates of incidents.

<i>Agency name followed by dates</i>	<i>Amount of incidents</i>
<b>1st JD Critical Incident Team</b>	<b>3</b>
7/31/2016	1
8/13/2016	1

3/13/2017	1
<b>Adams County Sheriff's Office</b>	<b>10</b>
1/1/2010	1
3/16/2010	1
2/26/2012	1
6/5/2012	1
10/23/2012	1
10/24/2012	1
1/14/2013	1
5/17/2013	1
11/28/2013	1
1/13/2015	1
<b>Arapahoe County Sheriff's Office</b>	<b>6</b>
1/5/2010	1
11/9/2014	1
5/5/2015	1
6/6/2015	1
6/6/2016	1
5/31/2017	1
<b>Arvada Police Department</b>	<b>1</b>
3/24/2012	1
<b>Aurora Police Department</b>	<b>34</b>
1/14/2011	1
2/10/2011	1
3/14/2011	1
3/17/2011	1
3/18/2011	1
3/20/2011	1
7/23/2011	1
9/29/2011	1
1/1/2012	1
5/4/2012	1
11/27/2012	1
1/5/2013	1
1/6/2013	1
5/4/2013	1
11/22/2013	1
12/15/2013	1
5/16/2014	1
6/6/2014	1
7/2/2014	1
11/14/2014	1
1/3/2015	1
1/15/2015	1
3/6/2015	1

6/28/2015	1
11/30/2015	1
12/12/2015	1
12/17/2015	1
12/21/2015	1
5/1/2016	1
5/9/2016	1
5/10/2016	1
5/15/2016	1
9/6/2016	1
4/1/2017	1
<b>Boulder Police Department</b>	<b>3</b>
7/27/2015	1
9/10/2016	1
10/5/2016	1
<b>Brighton Police Department</b>	<b>1</b>
1/7/2012	1
<b>Broomfield Police Department</b>	<b>2</b>
6/28/2012	1
9/11/2015	1
<b>Buena Vista Police Department</b>	<b>1</b>
7/14/2012	1
<b>Chaffee County Sheriff's Office</b>	<b>1</b>
11/9/2015	1
<b>Clear Creek County Sheriff's Office</b>	<b>1</b>
1/31/2014	1
<b>Colorado Parks and Wildlife</b>	<b>1</b>
3/9/2015	1
<b>Colorado Springs Police Department</b>	<b>19</b>
6/4/2010	1
4/22/2011	1
7/27/2011	1
2/28/2012	1
4/7/2012	1
12/4/2012	1
12/21/2012	1
7/30/2013	1
5/20/2014	1
5/30/2014	1
10/31/2015	1
11/10/2015	1

11/27/2015	1
12/30/2015	1
6/22/2016	1
9/16/2016	1
1/5/2017	1
1/12/2017	1
2/21/2017	1
<b>Colorado State Patrol</b>	<b>9</b>
7/20/2010	1
10/21/2010	1
5/8/2014	1
8/8/2014	1
1/22/2015	1
6/18/2015	1
3/10/2016	1
11/11/2016	1
3/4/2017	1
<b>Commerce City Police Department</b>	<b>7</b>
5/5/2010	1
12/28/2010	1
10/21/2011	1
1/13/2014	1
10/11/2014	1
2/6/2017	1
2/21/2017	1
<b>Conejos County Sheriff's Office</b>	<b>1</b>
1/24/2017	1
<b>Cortez Police Department</b>	<b>1</b>
3/19/2011	1
<b>Denver Police Department</b>	<b>59</b>
2/18/2010	1
3/7/2010	1
4/14/2010	1
6/28/2010	1
7/2/2010	1
7/18/2010	1
8/1/2010	1
8/6/2011	1
10/4/2011	1
10/18/2011	1
12/4/2011	1
1/26/2012	1
4/22/2012	1
7/31/2012	1

8/28/2012	1
9/7/2012	1
9/12/2012	1
11/6/2012	1
11/9/2012	1
1/16/2013	1
1/30/2013	1
3/18/2013	1
3/27/2013	1
4/29/2013	1
5/14/2013	1
8/13/2013	1
8/16/2013	1
9/21/2013	1
11/8/2013	1
11/27/2013	1
1/13/2014	1
5/14/2014	1
7/2/2014	2
11/20/2014	1
1/9/2015	1
1/26/2015	1
3/20/2015	1
5/25/2015	1
7/12/2015	1
8/22/2015	1
11/23/2015	1
12/2/2015	1
12/8/2015	1
12/14/2015	1
1/11/2016	1
2/22/2016	1
4/12/2016	1
6/13/2016	1
6/25/2016	1
7/10/2016	1
7/31/2016	1
8/16/2016	1
8/27/2016	1
8/31/2016	1
9/5/2016	1
11/8/2016	1
2/19/2017	1
5/20/2017	1
<b>Douglas County Sheriff's Office</b>	<b>3</b>
2/5/2010	1
8/8/2010	1
5/12/2017	1



<b>Durango Police Department</b>	<b>1</b>
7/24/2015	1
<b>El Paso County Sheriff's Office</b>	<b>4</b>
7/26/2011	1
9/13/2011	1
5/8/2015	1
10/23/2016	1
<b>Federal Heights Police Department</b>	<b>2</b>
2/29/2012	1
1/26/2014	1
<b>Fort Collins Police Department</b>	<b>10</b>
1/1/2010	1
6/27/2010	1
12/8/2010	1
1/25/2011	1
11/25/2011	1
9/29/2013	1
6/5/2014	1
10/5/2014	1
7/18/2015	1
3/29/2016	1
<b>Fountain Police Department</b>	<b>3</b>
8/12/2012	1
11/11/2013	1
9/24/2015	1
<b>Fremont County Sheriff's Office</b>	<b>1</b>
7/10/2016	1
<b>Fruita Police Department</b>	<b>1</b>
6/15/2013	1
<b>Golden Police Department</b>	<b>1</b>
6/21/2016	1
<b>Greeley Police Department</b>	<b>10</b>
10/28/2011	1
1/12/2013	1
5/21/2014	1
6/14/2014	1
8/13/2014	1
4/9/2015	1
6/19/2015	1
1/25/2016	1

2/25/2016	1
5/11/2016	1
<b>Gunnison Police Department</b>	<b>1</b>
2/17/2016	1
<b>Jefferson County Sheriff's Office</b>	<b>3</b>
7/23/2014	1
10/25/2015	1
12/11/2015	1
<b>Lakewood Police Department</b>	<b>1</b>
4/26/2016	1
<b>Larimer County Sheriff's Office</b>	<b>5</b>
11/8/2010	1
10/19/2012	1
6/3/2013	1
1/30/2016	1
6/30/2017	1
<b>Littleton Police Department</b>	<b>1</b>
6/28/2017	1
<b>Longmont Police Department</b>	<b>9</b>
5/8/2010	1
5/22/2013	1
11/24/2013	1
12/29/2013	1
5/30/2014	1
4/22/2015	1
8/3/2015	1
11/10/2015	1
5/22/2016	1
<b>Loveland Police Department</b>	<b>3</b>
3/2/2014	1
8/31/2015	1
6/8/2017	1
<b>Mesa County Sheriff's Office</b>	<b>8</b>
2/28/2010	1
7/9/2013	1
12/14/2013	1
3/5/2014	1
5/11/2014	1
8/2/2014	1
5/19/2015	1
2/8/2016	1

<b>Montrose County Sheriff's Office</b>	<b>1</b>
11/11/2016	1
<b>Northglenn Police Department</b>	<b>7</b>
10/19/2012	1
9/2/2013	1
12/19/2014	1
5/28/2015	1
6/10/2015	1
12/19/2015	1
1/7/2017	1
<b>Parker Police Department</b>	<b>2</b>
2/23/2013	1
9/2/2016	1
<b>Pueblo County Sheriff's Office</b>	<b>3</b>
3/24/2016	1
6/10/2016	1
6/22/2016	1
<b>Pueblo Police Department</b>	<b>1</b>
2/5/2017	1
<b>Thornton Police Department</b>	<b>8</b>
3/10/2010	1
8/29/2011	1
8/30/2013	1
1/2/2014	1
2/7/2014	1
12/10/2014	1
3/23/2016	1
12/3/2016	1
<b>University of Colorado Police Department</b>	<b>1</b>
3/19/2014	1
<b>Weld County Sheriff's Office</b>	<b>2</b>
5/16/2010	1
10/12/2013	1
<b>Westminster Police Department</b>	<b>12</b>
2/10/2010	1
2/26/2010	1
4/21/2011	1
11/7/2012	1
2/24/2015	1
8/15/2015	1

4/27/2016	1
6/16/2016	1
9/20/2016	1
10/3/2016	1
5/9/2017	1
6/30/2017	1
<b>Wheat Ridge Police Department</b>	<b>15</b>
3/2/2010	1
4/3/2010	1
12/2/2010	1
1/7/2011	1
10/11/2011	1
7/23/2012	1
8/28/2012	1
9/6/2012	1
11/9/2012	1
7/5/2013	1
1/24/2014	1
2/4/2014	1
5/6/2014	1
7/5/2014	1
3/14/2017	1
<b>Woodland Park Police Department</b>	<b>1</b>
1/22/2013	1